



14K Deck-Over
(standard spec)

10K GVW BUMPER-PULL DECK-OVER EQUIPMENT TRAILER

GREATER PAYLOAD THAN A STEEL TRAILER

Exceptionally strong and lightweight with a wide floor

The 14K Deck-Over is a heavy-duty yet lightweight trailer ideal for hauling loads requiring a wider deck. Constructed of fuel-efficient, low-maintenance aluminum, the 14K Deck-Over flatbed is engineered to perform and built to last. It's easy to customize your trailer for your specific needs with a wide variety of popular options, such as fold-flat ramps, lockable toolbox, spare tire, winch and more!

The Benefits of Aluminum Far Outweigh Steel:

- Lower trailer weight
- Higher payload capacity
- Improved fuel economy
- Reduced maintenance costs

800-292-4752 • www.mheby.com

10K GVW Bumper-Pull Deck-Over Equipment Trailer

Features



High-strength aluminum ramps are much lighter and easier to reposition than steel ramps



Extruded aluminum floor reduces weight and lasts longer. $\frac{3}{8}$ " x 2" rub rail with stake pockets



Aluminum wheels with two 7K Dexter torsion ride axles

Additional options and custom sizes available. Contact your EBY representative for details.



800-292-4752
www.mheby.com




EBY is a proud member of The National Association of Trailer Manufacturers, dedicated to improving trailer safety and performance. EBY trailers are manufactured in compliance with NATM guidelines.

STANDARD SPECIFICATIONS

GVWR	10,000 lbs
Tare Weights	20' – 2,541 lbs;
Deck Lengths	20'
Deck Width	97 $\frac{3}{4}$ " (102" including pockets and rub rail)
Floor	2 $\frac{1}{4}$ " Height extruded aluminum plank
Beavertail	51"; 13 $\frac{1}{2}$ " drop
Frame	10" Channel
Axles	7K Dexter torsion ride
Wheels	16" Aluminum
Tires	235/80R16
Coupler	2 $\frac{5}{16}$ " Adjustable 15K ball coupler
Stake Pockets	2" x 4" Stake pockets with rub rail both sides
Ramps	60"L x 16"W fold-up ramps (tube frame with angle cross members). Ramps are pinned in the upright position with aluminum bars; positions are adjustable for various track widths
Tie Downs	(4) D-rings attached to each corner of the deck floor
Landing Leg	12K Side crank with drop-leg
Lighting	LED oval stop/tail/turn lights, 1" round LED clearance and marker lights
Electrical	7-Pin RV plug; breakaway kit

Available Options




Spare tire

Toolbox


Winch

Ramp Options



36" wide

(2) 1/3 fold-flat



50/50 fold-flat

Bi-fold

AUTHORIZED DEALER

