



IMER U.S.A. inc.
TRACKER 1624
TRACKED MINIDUMPER

INSTRUCTION MANUAL

Spare Parts Manual



www.imerglobalcustomercare.com



3300582_R01W_(2024_11)

IMER U.S.A.
US & Canada
Headquarters
423 Bank Street , Suite
180
Southlake, TX 76092 -
USA
Tel.: +1 800 275.5463
www.imerusa.com

S/N

Documentazione senza certificazione CE
Documentation without CE certificate

USE OF THE PARTS CATALOG

1. Preface.

Illustrations and diagrams shown in the parts catalog are shown to the extent necessary to identify the part, but are not meant to serve as a detailed representation of the part. To order parts, refer to the itemization given below, then place your order with the servicing plant designated by KATO IMER.

2. How to read the Parts Catalog.

a) An index and table of contents list each item separately. Please, refer to the necessary sections.

b) Meanings of symbols preceding the parts number.

X Part cannot be supplied.

☆ Supplied as a separate part.

Part number is indicated in the remarks column.


△ Special order parts, which are manufactured after the order is received.

Detailed diagram provided separately. Sheet number indicated in the remarks column.

c) An asterisk preceding the part name indicates a compositional part required in part assembly. All subsequent multiple asterisks indicate parts that are structurally required for the assembly of the preceding part.


d) The quantity. In principle, indicates the number of parts required for one unit of machinery. For parts requiring assembly, the number of parts required to assembly one set is given.

e) Interchange ability of parts is shown as follows:

0750 729 UA  Change from part shown at the top to part shown below.

0750 744 UA  The new part is interchangeable with the old.

0750 659 UA  Change form part shown at the top to part shown below.

0750 669 UA  The new part is not interchangeable with the old.

f) Suitability for various machinery.

26127~ Part used in equipment numbered 26127 and equipment subsequently numbered.

26127~26169 Part used in equipment numbered 26127 through 26169.

g) Notes and meaning of abbreviations.

Sh.No. Sheet n. I.D. Inside diameter

L Length O.D. Outside diameter

t Thickness P. Pitch

W/ With AR As required (number required)





W/O Without

3. Engine part orders: Please order from your local sales distributor or engine manufacturer, using their catalog.

4. When placing an order for parts, please check that you have clearly specified the following: (1) machinery name, (2) machinery number, (3) parts number, (4) parts name and (5) quantity of parts you are ordering.

5. With regard to improvements to equipment, such modifications may be made without notice.

USO DEL MANUALE DELLE PARTI DI RICAMBIO

1. Prefazione.
Le illustrazioni e i diagrammi del manuale sono riportate per aiutare nell'identificazione delle parti di ricambio, ma possono subire delle modifiche nell'aspetto per motivi di produzione. Per ordinare le parti di ricambio, fare riferimento alla specifica fornita qui di seguito e al concessionario designato dalla IMER International Spa.
2. Come leggere il manuale delle parti di ricambio.
 - a. Un indice e una lista dei contenuti per ogni articolo. Consultare specificatamente la sezione necessaria.
 - b. Significato dei simboli che precede il numero identificativo dell'articolo.
 - X Le parti di ricambio non possono essere fornite.
 - ☆ Fornito separatamente.
Il numero dell'articolo è indicato nella colonna dei commenti.
 - △ Ordine di parti speciali, che vengono prodotti dopo aver ricevuto l'ordine.
 - # Diagramma dettagliato fornito separatamente. Il numero della sezione è indicato nella colonna dei commenti.
 - c. Un asterisco che precede la descrizione dell'articolo indica che è una parte necessaria nella composizione di un particolare assemblato. Ogni susseguente asterisco multiplo indica parti che sono necessarie per l'assemblaggio del particolare che le precede.
 - d. La Quantità. Indica il numero delle parti di ricambio necessarie per il particolare in questione. Comunque, per le parti di ricambio composte, vengono fornite tutte le parti che compongono il particolare.
 - e. L'intercambiabilità delle parti di ricambio è indicata come segue:
 - 0750 729 UA  Modifica della parte di ricambio in alto con quella in basso.
 - 0750 744 UA  La nuova parte di ricambio è intercambiabile con la vecchia.
 - 0750 659 UA  Modifica della parte di ricambio in alto con quella mostrata in basso.
 - 0750 669 UA  La nuova parte di ricambio non è intercambiabile con quella vecchia.
 - f. Adattabilità ai vari modelli.
 - 26127~ Parte usata nei macchinari con numerazione 26127 e successivi.
 - 26127~26169 Parte usata nei macchinari con numerazione dal n° 26127 al n° 26169.
 - g. Note e significati delle abbreviazioni .

Sh.No.	Sezione n°	I.D.	Diametro interno
L	Lunghezza	O.D.	Diametro esterno
t	spessore	P.	inclinazione
W/	Con	AR	come richiesto (quantità richiesta)
W/O	senza		
3. Ordini delle parti di ricambio del motore: Contattare il concessionario di zona o direttamente il produttore dei motori, utilizzando il seguente manuale.
4. Per fare un ordine di parti di ricambio, assicuratevi di specificare chiaramente quanto segue: (1) modello della macchina, (2) numero di matricola della macchina, (3) codice delle parti di ricambio, (4) il nome delle parti di ricambio e (5) la quantità delle parti di ricambio che desiderate ordinare.
5. Al fine di apportare delle migliorie alla macchina, alcune parti potrebbero subire dei cambiamenti non riportati in questo manuale.

CONTENTS

CONTENUTI

LOWER MACHINE TELAIO BASSO	1
TOOLS ACCESSORI	2
HYDRAULIC PIPING IMPIANTO IDRAULICO	3
POWER UNIT UNITA' DI POTENZA	4
OPERATOR POSITION, COVER & RELATED PARTS POSTO GUIDA, CARTERATURE E RELATIVI ACCESSORI	5
HYDRAULIC INSTRUMENT STRUMENTAZIONE IDRAULICA	6
ELECTRIC SYSTEM IMPIANTO ELETTRICO	7
PARTS INDEX INDICE DELLE PARTI	8

INDEX
INDICE

DESCRIPTION DESCRIZIONE	SHEET No. SEZ. N°	PAGE PAGINA
LOWER MACHINE <i>TELAIO BASSO</i>		1
LOWER MACHINE ASS'Y <i>TELAIO BASSO</i>	1- 1 <input type="checkbox"/>	2
IDLER ASS'Y & LOWER ROLLER ASS'Y <i>MONTAGGIO RUOTA FOLLE E RULLO GUIDA-CINGOLO</i>	1- 2 <input type="checkbox"/>	6
TOOLS <i>ACCESSORI</i>		9
TOOLS SUPPORT WITH BUCKET & BLADE <i>MONTAGGIO TELAIIO ACCESSORI CON BENNA E PALA</i>	2- 1 <input type="checkbox"/>	10
CONCRETE MIXER KIT WITH BLADE <i>MONTAGGIO KIT BETONAGGIO CON PALA</i>	2- 2 <input type="checkbox"/>	14
TRILATERAL SKIP <i>MONTAGGIO PIANALE TRILATERALE</i>	2- 3 <input type="checkbox"/>	18
HYDRAULIC PIPING <i>IMPIANTO IDRAULICO</i>		21
CONTROL VALVE ASS'Y <i>MONTAGGIO DISTRIBUTORE</i>	3- 1 <input type="checkbox"/>	22
HYDRAULIC PIPING ASS'Y <i>IMPIANTO IDRAULICO BASE</i>	3- 2 <input type="checkbox"/>	24
HIGH SPEED CONTROL VALVE ASS'Y <i>MONTAGGIO VALVOLA DOPPIA VELOCITA'</i>	3- 3 <input type="checkbox"/>	30
POWER UNIT <i>UNITA' DI POTENZA</i>		33
PUMP ASS'Y OIL <i>MONTAGGIO POMPA OLIO IDRAULICO</i>	4- 1 <input type="checkbox"/>	34
3TNM68 YANMAR ENGINE.& ACCESSORIES <i>MOTORE YANMAR 3TNM68 E ACCESSORI</i>	4- 2 <input type="checkbox"/>	36
FUEL TANK ASS'Y <i>SERBATOIO GASOLIO</i>	4- 3 <input type="checkbox"/>	40
OPERATOR POSITION, COVER & RELATED PARTS <i>POSTO GUIDA, CARTERATURE E RELATIVI ACCESSORI</i>		43
OPERATOR POSITION & COVER <i>POSTO GUIDA E CARTERATURE</i>	5- 1 <input type="checkbox"/>	44
NAME PLATE ASS'Y <i>ASSIEME ETICETTE</i>	5- 2 <input type="checkbox"/>	48
HYDRAULIC INSTRUMENT <i>STRUMENTAZIONE IDRAULICA</i>		51
CONTROL VALVE ASS'Y <i>DISTRIBUTORE</i>	6- 1 <input type="checkbox"/>	52
REMOTE CONTROL ASS'Y <i>TELECOMANDO IDRAULICO</i>	6- 2 <input type="checkbox"/>	54
HIGH SPEED CONTROL VALVE ASS'Y <i>VALVOLA DOPPIA VELOCITA'</i>	6- 3 <input type="checkbox"/>	56
TRACTION MOTOR ASS'Y <i>MOTORE DI TRAZIONE</i>	6- 4 <input type="checkbox"/>	58

Documentazione senza certificazione CE
Documentation without CE certificate

TAURUS 1000

INDEX INDICE

DESCRIPTION DESCRIZIONE	SHEET No. SEZ. N°	PAGE PAGINA
OIL PUMP ASS'Y <i>POMPA OLIO</i>	6- 5 <input type="checkbox"/>	60
ELECTRIC SYSTEM <i>IMPIANTO ELETTRICO</i>		65
ELECTRIC SYSTEM <i>IMPIANTO ELETTRICO</i>	7- 1 <input type="checkbox"/>	66
PARTS INDEX <i>INDICE DELLE PARTI</i>		69

Documentazione senza certificazione CE
Documentation without CE certificate

Documentazione senza certificazione CE
Documentation without CE certificate

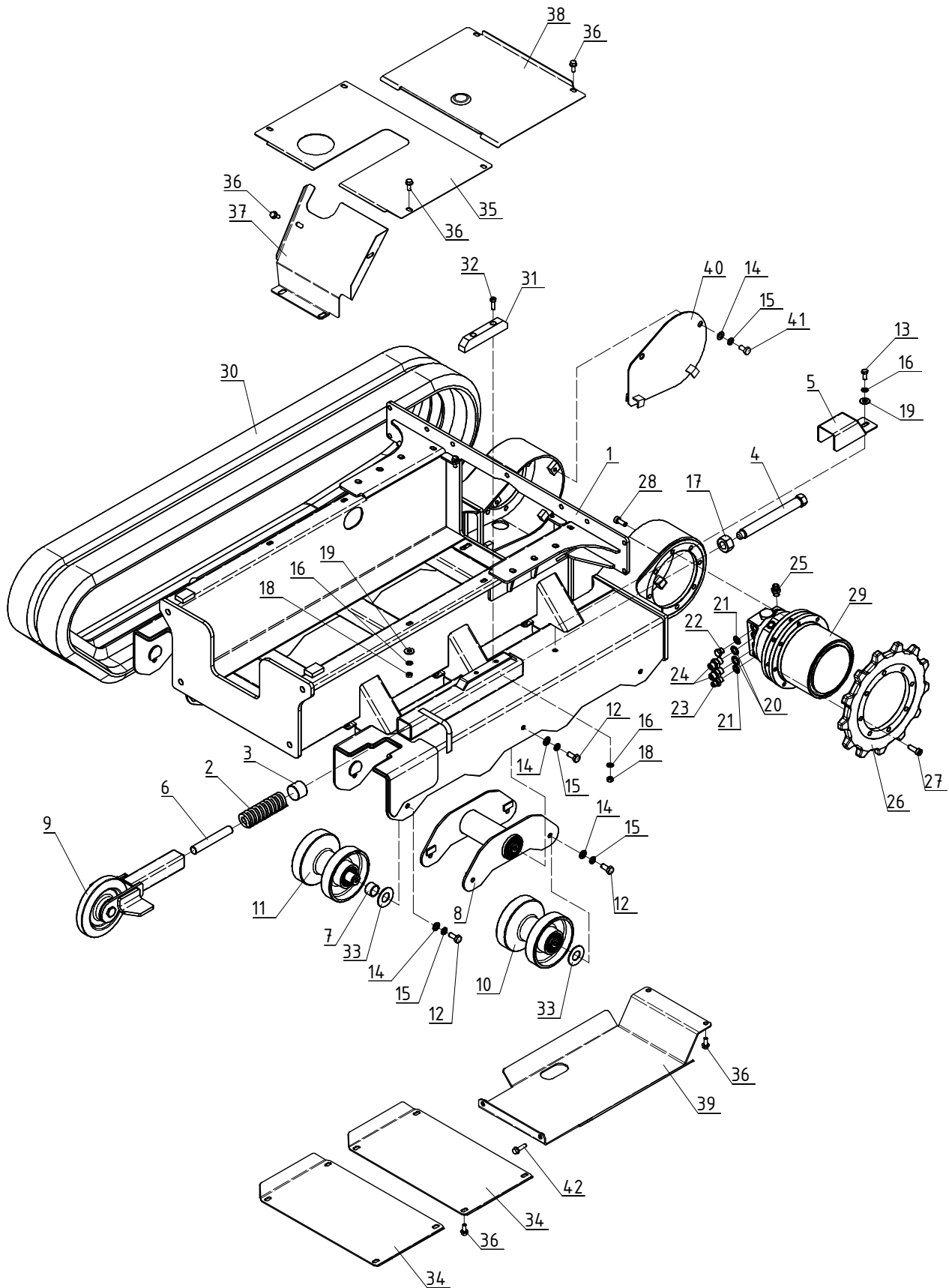
MEMO

SECTION 1
SEZIONE 1

LOWER MACHINE
TELAIO BASSO

Documentazione senza certificazione CE
Documentation without CE certificate

IMER S.p.A.



KEY No.	S	PART No.	DESCRIPTION	Q'TY	CH.	SERIAL No.	REMARKS
0	x	*****	Lower Machine Ass'y <i>Montaggio Telaio Basso</i>	1		MD000031 ~	
1		2050302005	* Lower Machine <i>Telaio Basso Saldato</i>	1		MD000031 ~	
2		1120403001	* Spring <i>Molla Ruota Folle</i>	2		MD000031 ~	
3		2050205007	* Pusher, Spring <i>Tampone Spingimolla</i>	2		MD000031 ~	
4		2050302038	* Bolt, Special <i>Vite Tendicingolo</i>	2		MD000031 ~	M24
5		2050302042	* Bracket <i>Coperchio Grasso</i>	2		MD000031 ~	
6		2050304003	* Shim, Spring <i>Tondo Distanziale Molla</i>	2		MD000031 ~	
7		2050305001	* Shim, Shaft Long <i>Distanziale Perno Lungo</i>	8		MD000031 ~	
8		6050302001	* Support Ass'y <i>Assemblaggio Bilancere</i>	2		MD000031 ~	Sh.No.1-2
9		4041000497	* Idler Ass'y (L.H.) <i>Montaggio Ruota Folle Sx</i>	1		MD000031 ~	Sh.No.1-2
9 - 1		4041000496	* Idler Ass'y (R.H.) <i>Montaggio Ruota Folle Dx</i>	1		MD000031 ~	Sh.No.1-2
10		6050202000	* Roller Ass'y, Lower <i>Assemblaggio Rullo C.107</i>	4		MD000031 ~	Sh.No.1-2
11		6050302000	* Roller Ass'y, Lower <i>Assemblaggio Rullo C.110</i>	4		MD000031 ~	Sh.No.1-2
12		1222061	* Bolt, Hex. <i>Vite TE</i>	20		MD000031 ~	M10x25
13		1222031	* Bolt, Hex. <i>Vite TE</i>	2		MD000031 ~	M8x20
14		1224103	* Washer, Flat <i>Rosetta Piana</i>	20		MD000031 ~	M10
15		1224801	* Washer, Spring <i>Rosetta Grower</i>	20		MD000031 ~	M10
16		1224794	* Washer, Spring <i>Rosetta Grower</i>	11		MD000031 ~	M8
17		1223841	* Nut <i>Dado Esagonale</i>	2		MD000031 ~	M24
18		1223570	* Nut <i>Dado Esagonale</i>	9		MD000031 ~	M8
19		1224085	* Washer, Flat <i>Rosetta Piana</i>	7		MD000031 ~	M8x24
20		3251846	* Washer <i>Rondella Gm</i>	4		MD000031 ~	3/8"
21		3251845	* Washer <i>Rondella Gm</i>	4		MD000031 ~	1/4"
22		1220018	* Plug <i>Tappo Maschio TE</i>	2		MD000031 ~	1/4"
23		1220610	* Adapter <i>Raccordo Oleodinamico Dritto</i>	2		MD000031 ~	1/4"
24		1220608	* Adapter <i>Raccordo Oleodinamico Dritto</i>	4		MD000031 ~	3/8"
25		3251820	* Adapter <i>Raccordo Oleodinamico Dritto</i>	2		MD000031 ~	1/4"
26		2050306000	* Sprocket, Drive <i>Ruota Trazione</i>	2		MD000031 ~	
27		3292605	* Bolt <i>Vite TCEI</i>	16		MD000031 ~	M10x30
28		1222745	* Bolt <i>Vite TCEI</i>	16		MD000031 ~	M10x25
29		1150120001	* Motor Ass'y, Traction <i>Motore Trazione</i>	2		MD000031 ~	
30		1190300002	* Shoe, Rubber Crawler <i>Cingolo Gomma</i>	2		MD000031 ~	
31		2050310001	* Guide, Shoe <i>Slitta Guidacingolo</i>	2		MD000031 ~	

NOTE

01-01(p1)



Documentazione senza certificazione CE
Documentation without CE certificate

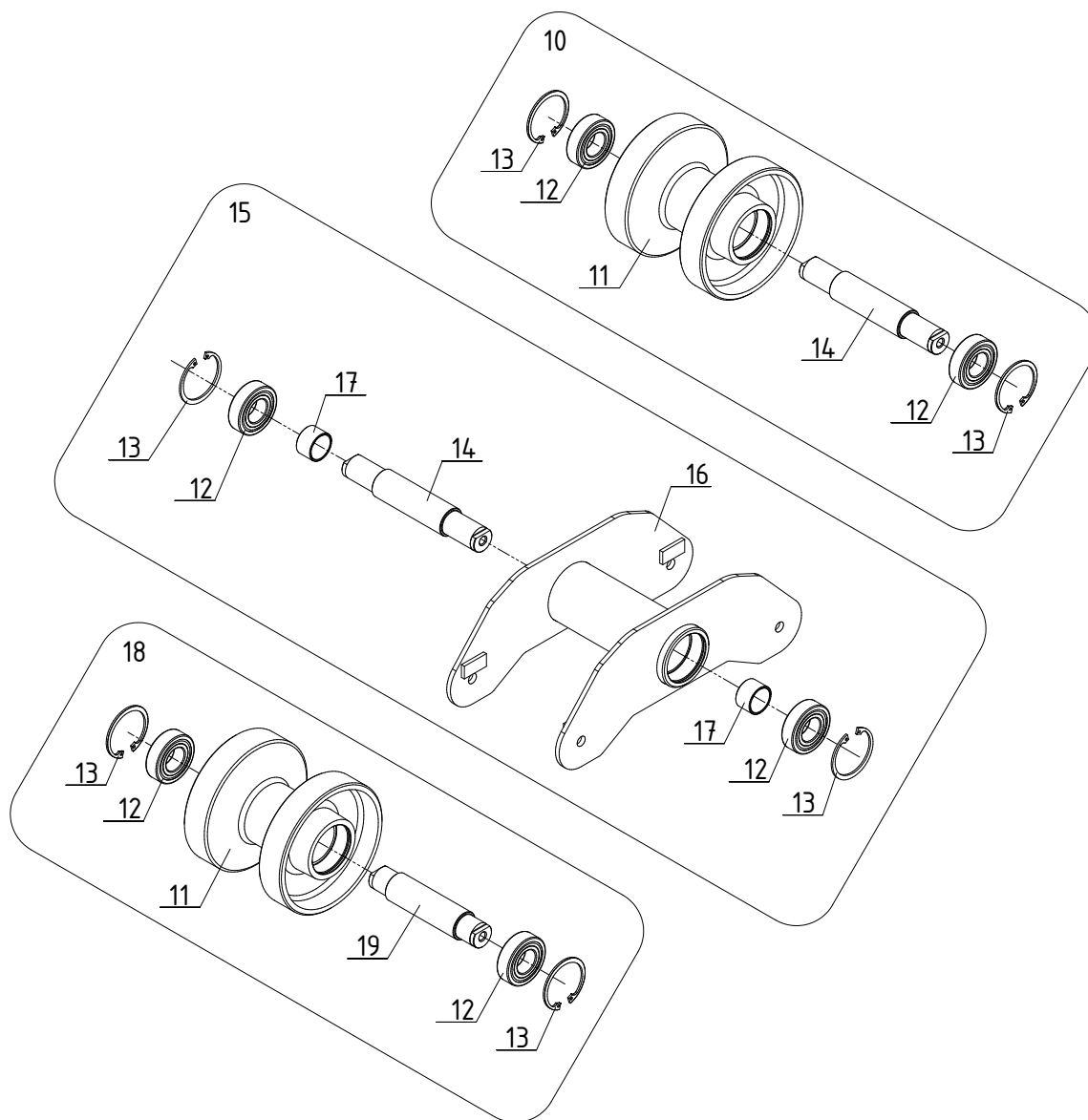
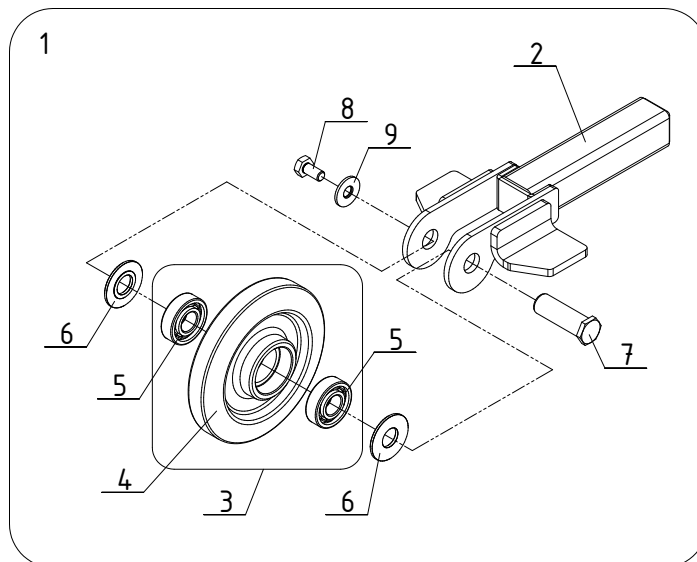
KEY		PART No.	DESCRIPTION	Q'TY	CH.	SERIAL No.	REMARKS
No.	S						
32		1222252	* Bolt Vite TCEI	4		MD000031 ~	M 8X25
33		2050201041	* Washer, Roller Ass'y Rondella Protez. Rullo	20		MD000031 ~	
34		2050301100	* Cover Lamiera Chiusura Telaio	2		MD000031 ~	
• 35		2050301108	* Cover Carter Protezione Pompe	1	↙	MD000031 ~ *00040	
•		2050301301	* Cover Carter Protezione Pompe	1	↘	MD000041 ~	
36		1010908020	* Bolt Vite TECF	28		MD000031 ~	M 8x20
37		2050301185	* Cover Carter Pompe Inclinato	1		MD000031 ~	
• 38		2050301186	* Cover Carter Pompe Fisso	1	↙	MD000031 ~ *00040	
•		2050301302	* Cover Carter Pompe Fisso	1	↘	MD000041 ~	
39		2050302085	* Cover Lamiera Protezione Motore	1		MD000031 ~	
40		2050302030	* Cover Carter Motore Trazione DX	1		MD000031 ~	
40 - 1		2050302029	* Cover Carter Motore Trazione SX	1		MD000031 ~	
41		1222059	* Bolt Vite TE	4		MD000031 ~	M 10x20
42		1010908030	* Bolt Vite TECF	14		MD000031 ~	M 8x30

NOTE

01-01(p2)

Documentazione senza certificazione CE
Documentation without CE certificate

MEMO



KEY		PART No.	DESCRIPTION	Q'TY	CH.	SERIAL No.	REMARKS
No.	S						
• 1	x	4041000497	Idler Ass'y (L.H.) <i>Montaggio Ruota Folle Sx</i>	1		MD000031 ~	
• 1 - 1	x	4041000496	Idler Ass'y (R.H.) <i>Montaggio Ruota Folle Dx</i>	1		MD000031 ~	
2		2050302076	* Bracket <i>Supporto Ruota Folle</i>	1		MD000031 ~	
3		6050302002	* Idler Ass'y, Front <i>Preassemblaggio Ruota Folle</i>	1		MD000031 ~	
4		2050306002	* * Idler, Front <i>Ruota Folle</i>	1		MD000031 ~	
5		1100123020	* * Bearing, Baal <i>Cuscinetto a Sfere</i>	2		MD000031 ~	
6		2050204007	* Shim <i>Distanziale</i>	2		MD000031 ~	
7		2050205009	* Shaft <i>Perno Ruota Folle</i>	1		MD000031 ~	
8		1222059	* Bolt, Hex. <i>Vite TE</i>	1		MD000031 ~	M10x20
9		1224104	* Washer, Flat <i>Rosetta Piana</i>	1		MD000031 ~	M10x30
10		6050202000	Roller Ass'y, Lower <i>Assemblaggio Rullo C.107</i>	4		MD000031 ~	
• 11		2050206007	* Roller <i>Rullo in Ghisa</i>	2		MD000031 ~	
12		1100123025	* Bearing, Baal <i>Cuscinetto a Sfere</i>	6		MD000031 ~	
13		1110110052	* Ring, Snap <i>Anello Arresto</i>	6		MD000031 ~	ø52
14		2050305000	* Shaft Long Roller <i>Perno Lungo Rullo Cingolo</i>	2		MD000031 ~	
15		6050302001	Support Ass'y <i>Assemblaggio Bilancere</i>	2		MD000031 ~	
16		2050302014	* Support, Rollers <i>Bilanciere, Rulli</i>	1		MD000031 ~	
17		2050305001	* Spacer Shaft Long <i>Distanziale Perno Lungo</i>	2		MD000031 ~	
18		6050302000	Roller Ass'y, Lower <i>Assemblaggio Rullo C.110</i>	4		MD000031 ~	
19		2050205010	* Shaft Roller <i>Perno Rullo Cingolo</i>	1		MD000031 ~	

NOTE

01-02

Documentazione senza certificazione CE
Documentation without CE certificate

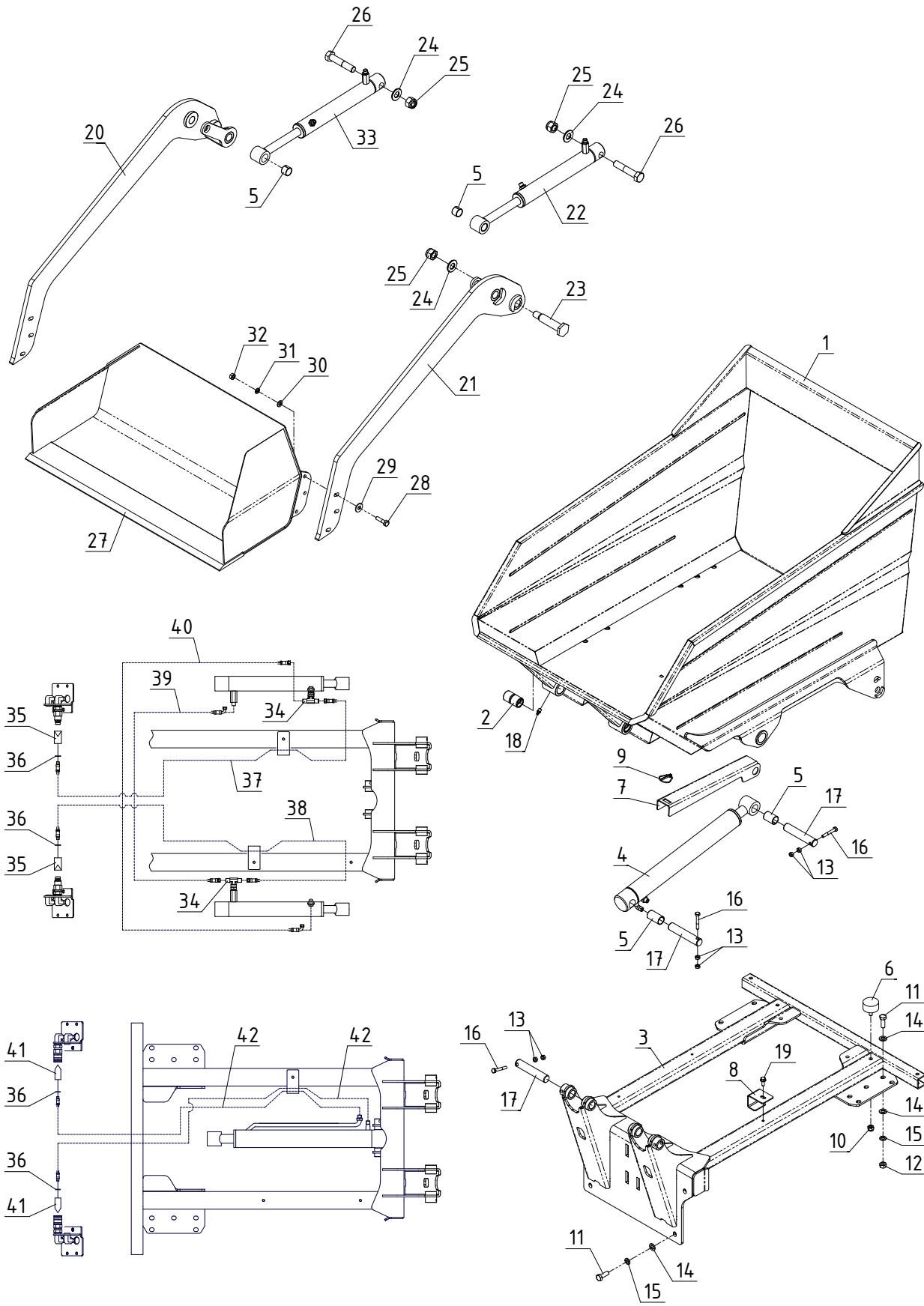
MEMO

SECTION 2
SEZIONE 2

TOOLS
ACCESSORI

Documentazione senza certificazione CE
Documentation without CE certificate

KATO IMER S.p.A.



KEY		PART No.	DESCRIPTION	Q'TY	CH.	SERIAL No.	REMARKS
No.	S						
0		5180201000	Bucket Ass'y <i>Benna Carico Completa</i>	1		MD000001 ~	
0 - 1		5180201001	Blade Ass'y <i>Pala Caricatrice Completa</i>	1		MD000001 ~	
1		2050302001	* Bucket <i>Cassone Saldato</i>	1		MD000001 ~	
2		1101112001	* Bushing <i>Boccola Acciaio</i>	4		MD000001 ~	
3		2050302000	* Tools Support <i>Telaio Accessori</i>	1		MD000001 ~	
• 4		2050308000	* Cylinder Ass'y, Tilting <i>Cilindro Ribaltamento</i>	1	Lo	MD000001 ~ 000298	
•		2050308009	* Cylinder Ass'y, Tilting <i>Cilindro Ribaltamento</i>	1	Lo	MD000299 ~	
• 4 - 1		4041000483	* * Kit, Seal <i>Kit Guarnizioni Cilindro</i>	1	Lo	MD000001 ~ 000298	
•		4041000522	* * Kit, Seal <i>Kit Guarnizioni Cilindro</i>	1	Lo	MD000299 ~	
5		4041000394	* Bushing <i>Boccola Autolubrificante</i>	4		MD000001 ~	
6		1220411050	* Silent Block <i>Piedino Antivibrante</i>	2		MD000001 ~	
7		2050301040	* Support <i>So stegno Sicurezza</i>	1		MD000001 ~	
8		2050301168	* Bracket <i>Staffa Tubi Cassone</i>	1		MD000001 ~	
9		1110220005	* Pin, Cotter <i>Copiglia a Scatto</i>	1		MD000001 ~	ø 5
10		1223920	* Nut, Lock <i>Dado Auto bloccante</i>	2		MD000001 ~	M 10
11		3242419	* Bolt, Hex. <i>Vite TE</i>	10		MD000001 ~	M 12x35
12		1223700	* Nut <i>Dado Esagonale</i>	6		MD000001 ~	M 12
13		1223570	* Nut <i>Dado Esagonale</i>	8		MD000001 ~	M 8
14		1224221	* Washer, Flat <i>Rosetta Piana</i>	16		MD000001 ~	M 12
15		1224803	* Washer, Spring <i>Rosetta Grower</i>	10		MD000001 ~	M 12
16		1222052	* Bolt, Hex. <i>Vite TE</i>	4		MD000001 ~	M 8x55
17		2050205016	* Pin <i>Perno Cilindro Ribaltamento</i>	4		MD000001 ~	
18		1230680	* Nipple, Grease <i>Ingrassatore Dritto</i>	2		MD000001 ~	1/8"
19		1010908020	* Bolt <i>Vite TECF</i>	1		MD000001 ~	M 8x20
20		2050302003	* Arm (R.H.) <i>Braccio Destro Pala</i>	1		MD000001 ~	
21		2050302002	* Arm (L.H.) <i>Braccio Sinistro Pala</i>	1		MD000001 ~	
• 22		2050208011	* Cylinder <i>Cilindro Pala SX</i>	1	Lo	MD000001 ~ 000279	
•		2050208028	* Cylinder <i>Cilindro Pala SX</i>	1	Lo	MD000280 ~	
• 22 - 1		4041000395	* * Kit, Seal <i>Kit Guarnizioni Cilindro</i>	1	Lo	MD000001 ~ 000279	
•		4041000519	* * Kit, Seal <i>Kit Guarnizioni Cilindro</i>	1	Lo	MD000280 ~	
23		2050205011	* Pin <i>Perno Pala</i>	4		MD000001 ~	
24		1090000020	* Washer, Flat <i>Rosetta Piana</i>	6		MD000001 ~	ø 20,5x41
25		1080811000	* Nut, Lock <i>Dado Auto bloccante</i>	6		MD000001 ~	M 20

NOTE

02-01(p1)



KEY		PART No.	DESCRIPTION	Q'TY	CH.	SERIAL No.	REMARKS
No.	S						
26		1222728	* Bolt, Hex. <i>Vite TE</i>	2		MD000001 ~	M 20x100
27		2050302004	* Blade <i>Pala Saldata</i>	1		MD000001 ~	
28		1222906	* Bolt, Hex. <i>Vite TE</i>	6		MD000001 ~	M 10x40
29		1224104	* Washer, Flat <i>Rosetta Piana</i>	6		MD000001 ~	Ø10x30
30		1224103	* Washer, Flat <i>Rosetta Piana</i>	6		MD000001 ~	M 10
31		1224801	* Washer, Spring <i>Rosetta Grower</i>	6		MD000001 ~	M 10
32		1223650	* Nut <i>Dado Esagonale</i>	6		MD000001 ~	M 10
• 33		2050208003	* Cylinder <i>Cilindro Pala DX</i>	1	↳	MD000001 ~ 000279	
•		2050208027	* Cylinder <i>Cilindro Pala DX</i>	1	↳	MD000280 ~	
• 33 - 1		4041000395	* * Kit, Seal <i>Kit Guarnizioni Cilindro</i>	1	↳	MD000001 ~ 000279	
•		4041000519	* * Kit, Seal <i>Kit Guarnizioni Cilindro</i>	1	↳	MD000280 ~	
• 34		1140440000	* Adapter <i>Raccordo M-F Girevole a T</i>	1		MD000001 ~	1/4"
• 35		3292744	* Fast Connector, Female <i>Innesto FASTER Femmina</i>	2		MD000001 ~	1/4"
• 36		3251845	* Washer, Seal <i>Rondella GM</i>	6		MD000001 ~	1/4"
• 37		1130712006	* Hose Ass'y <i>Tubo Idraulico</i>	1		MD000031 ~	L= 2200
• 38		1130712007	* Hose Ass'y <i>Tubo Idraulico</i>	1		MD000031 ~	L= 2550
• 39		1130722008	* Hose Ass'y <i>Tubo Idraulico</i>	1		MD000031 ~	L= 930
• 40		1130722009	* Hose Ass'y <i>Tubo Idraulico</i>	1		MD000031 ~	L= 1500
• 41		3292743	* Fast Connector, Male <i>Innesto FASTER Maschio</i>	2		MD000001 ~	1/4"
• 42		1130712008	* Hose Ass'y <i>Tubo Idraulico</i>	2		MD000031 ~	L= 1800

NOTE

02-01(p2)



Documentazione senza certificazione CE
Documentation without CE certificate

MEMO

KEY		PART No.	DESCRIPTION	Q'TY	CH.	SERIAL No.	REMARKS
No.	S						
0		5180202000	Concrete Mixer Kit <i>Kit Betoniera</i>	1		BT110001 ~	
0 - 1		5180202001	Blade for Concrete Mixer Kit <i>Kit Pala auto caricante Betoniera</i>	1		BT110001 ~	
1		2050302035	* Bracket <i>Braccio Pala Betoniera</i>	1		BT110001 ~	
2		1101112003	* * Bushing <i>Boccola</i>	2		BT110001 ~	
3		2050302036	* Blade <i>Pala Saldata Betoniera</i>	1		BT110001 ~	
4		2050208004	* Cylinder Ass'y, Blade <i>Cilindro Pala Betoniera</i>	1	Lo	BT110001 ~ 110053	
		2050208029	* Cylinder Ass'y, Blade <i>Cilindro Pala Betoniera</i>	1	Lo	BT110054 ~	
4 - 1		4041000424	* * Kit, Seal <i>Kit Guarnizioni Cilindro</i>	1	Lo	BT110001 ~ 110053	
		4041000520	* * Kit, Seal <i>Kit Guarnizioni Cilindro</i>	1	Lo	BT110054 ~	
5		4041000423	* * Bushing <i>Boccola Autolubrificante</i>	2		BT110001 ~	
6		4041000394	* * Bushing <i>Boccola Autolubrificante</i>	2		BT110001 ~	
7		2050302037	* Support Blade <i>Supporto Pala Betoniera</i>	1		BT110001 ~	
8		2050205031	* Pin <i>Perno Braccio Pala Betoniera</i>	1		BT110001 ~	
9		2050205016	* Pin <i>Perno Cilindro Ribaltamento</i>	1		BT110001 ~	
10		2050205012	* Pin <i>Perno Telaio Accessori</i>	1		BT110001 ~	
11		1222032	* Bolt <i>Vite TE</i>	1		BT110001 ~	M 8x70
12		1222052	* Bolt <i>Vite TE</i>	2		BT110001 ~	M 8x55
13		1222691	* Bolt <i>Vite TE</i>	1		BT110001 ~	M 10x90
14		1223570	* Nut, Hex <i>Dado Esagonale</i>	8		BT110001 ~	M 8
15		1223650	* Nut, Hex <i>Dado Esagonale</i>	7		BT110001 ~	M 10
16		1223700	* Nut, Hex <i>Dado Esagonale</i>	6		BT110001 ~	M 12
17		1230680	* Nipple, Grease <i>Ingrassatore Dritto</i>	4		BT110001 ~	1/8"
18		1224104	* Washer, Flat <i>Rosetta Piana</i>	2		BT110001 ~	ø 10x30
19		1224801	* Washer, Spring <i>Rosetta Grower</i>	7		BT110001 ~	M 10
20		1224803	* Washer, Spring <i>Rosetta Grower</i>	7		BT110001 ~	M 12
21		1224794	* Washer, Spring <i>Rosetta Grower</i>	2		BT110001 ~	M 8
22		3242419	* Bolt (H.T.) <i>Vite TE 10.9</i>	6		BT110001 ~	M 12x35
23		1224121	* Washer, Flat <i>Rosetta Piana</i>	16		BT110001 ~	M 12
24		1224083	* Washer, Flat <i>Rosetta Piana</i>	2		BT110001 ~	M 8
25		3251728	* Name Plate <i>Etichetta Ovale IHIMER</i>	2		BT110001 ~	
26		2030807012	* Name Plate <i>Etichetta Adesiva Pericolo Cesoiamento</i>	2		BT110001 ~	
27		1130712009	* Hose Ass'y <i>Tubo Idraulico</i>	1		BT110001 ~	L= 1600
28		1130712010	* Hose Ass'y <i>Tubo Idraulico</i>	1		BT110001 ~	L= 1900

NOTE

02-02(p1)



KEY No.	S	PART No.	DESCRIPTION	Q'TY	CH.	SERIAL No.	REMARKS
29		1220200	* Bolt <i>Vite Forata</i>	2		BT110001 ~	1/4"
30		3251845	* Washer, Seal <i>Rondella GM</i>	6		BT110001 ~	1/4"
31		1219567	* Clamp, Hose <i>Fascetta Fermatubi</i>	1		BT110001 ~	
32		1010908020	* Bolt <i>Vite TECF</i>	2		BT110001 ~	M 8x20
33		3292744	* Fast Connector, Female <i>Innesto F aster Fem mina</i>	2		BT110001 ~	1/4"
34		2050302034	* Support <i>Telaio betoniera</i>	1		BT110001 ~	
35		1101112001	* Bushing <i>Boccola</i>	2		BT110001 ~	
36		2050303000	* Support, Ass'y <i>Assieme supporto betoniera</i>	1		BT110001 ~	
37		2050305002	* Shaft <i>Albero Betoniera</i>	1		BT110001 ~	
38		1150440064	* Seal, Ring <i>Anello Paraolio</i>	1		BT110001 ~	
39		1100377045	* Bearing <i>Cuscinetto</i>	2		BT110001 ~	
40		2050204015	* Support <i>Flangia Motore Betoniera</i>	1		BT110001 ~	
41		1081100045	* Nut Lock <i>Ghiera Autofr.M45x 1,5</i>	1		BT110001 ~	M 45x1,5
42		3206635	* Tank <i>Vasca Betoniera</i>	1		BT110001 ~	
43		3210466	* Washer, Flat <i>Rondella Bloccaggio Vasca</i>	1		BT110001 ~	
44		3210467	* Lever, Lock <i>Leva Bloccaggio Vasca</i>	1		BT110001 ~	
45		1150100003	* Hydraulic Engine <i>Motore Idraulico</i>	1		BT110001 ~	
46		1150330001	* Valve <i>Valvola Prioritaria Betoniera</i>	1		BT110001 ~	
46 - 1		4041000425	* * Valve Regulator Kit <i>Kit regolatore Valvola Prioritaria Betoniera</i>	1		BT110001 ~	
47		2050301179	* Cover <i>Carter Valvola Betoniera</i>	1		BT110001 ~	
48		1020110045	* Bolt <i>Vite TCEI</i>	5		BT110001 ~	M 10x45
49		1222241	* Bolt <i>Vite TCEI</i>	2		BT110001 ~	M 6x60
50		1224103	* Washer, Flat <i>Rosetta Piana</i>	5		BT110001 ~	M 10
51		1224070	* Washer, Flat <i>Rosetta Piana</i>	2		BT110001 ~	M 6
52		1224791	* Washer, Spring <i>Rosetta Grower</i>	2		BT110001 ~	M 6
53		3213177	* Pin <i>Spina Elastica UNI 6873</i>	1		BT110001 ~	ø 12 - L. 40
54		1220608	* Adapter <i>Raccordo Oleodinamico Dritto</i>	6		BT110001 ~	3/8"
55		1140413301	* Connector <i>Raccordo a "T"</i>	1		BT110001 ~	3/8"
56		3251846	* Washer, Seal <i>Rondella GM</i>	6		BT110001 ~	3/8"
57		1222914	* Bolt (H.T.) <i>Vite TE 10.9</i>	6		BT110001 ~	M 12x40
58		1140213401	* Adapter <i>Raccordo Oleodinamico 90°</i>	2		BT110001 ~	1/2" - 3/8"
59		1219559	* Clamp, Hose <i>Fascetta Fermatubi</i>	2		BT110001 ~	
60		2050007001	* Plate Name <i>Targa Alluminio</i>	1		BT110001 ~	

NOTE

02-02(p2)



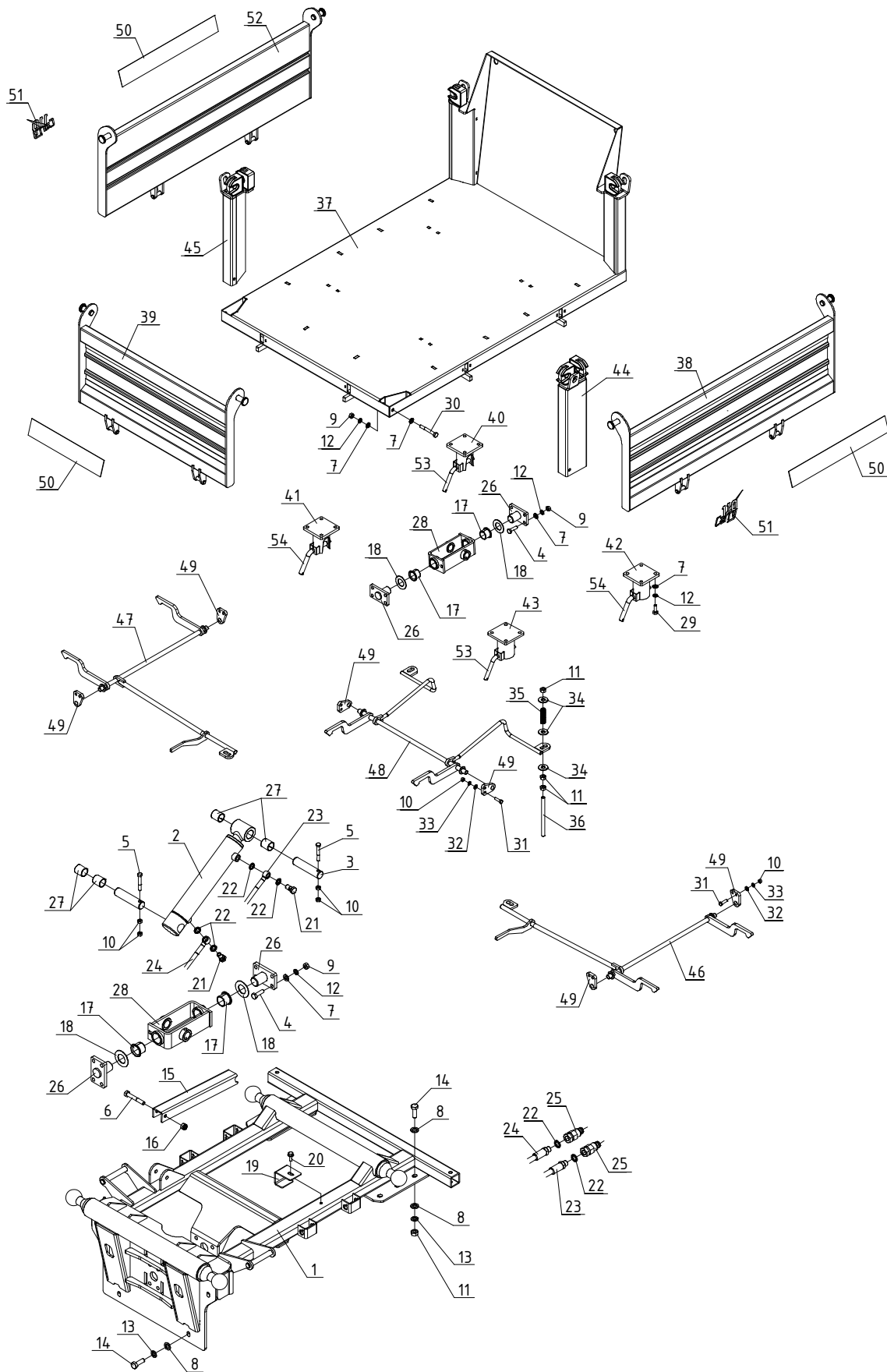
Documentazione senza certificazione CE
Documentation without CE certificate



KEY		PART No.	DESCRIPTION	Q'TY	CH.	SERIAL No.	REMARKS
No.	S						
61		2050207013	* Name Plate <i>Etichetta Pericolo Parti Sospese</i>	1		BT110001 ~	
62		1130713011	* Hose Ass'y <i>Tubo Idraulico</i>	2		BT110001 ~	3/8" - L=260
63		1130713012	* Hose Ass'y <i>Tubo Idraulico</i>	2		BT110001 ~	3/8" - L=2480
64		6050203008	* House Sheath <i>Guaina Protezione Tubi</i>	1		BT110001 ~	L=3400
65		1141513000	* Fast Connector, Female <i>Innesto F aster Femmina</i>	2		BT110001 ~	3/8"
66		1141513001	* Fast Connector, Male <i>Innesto F aster Maschio</i>	2		BT110001 ~	3/8"
67		3292743	* Fast Connector, Male <i>Innesto F aster Maschio</i>	2		BT110001 ~	1/4"
• 58		1130712008	* Hose Ass'y <i>Tubo Idraulico</i>	2		BT110001 ~	L=1800

NOTE

02-02(p3)





KEY No.	S	PART No.	DESCRIPTION	Q'TY	CH.	SERIAL No.	REMARKS
0		5180201002	Trilateral Skip Kit <i>Kit Pianale Trilaterale</i>	1		MD*00001 ~	
1		2050302071	Trilateral Frame <i>Telaio Fisso Trilaterale</i>	1		MD*00001 ~	
2		2050308005	* Cylinder Ass'y, Trilateral Skip <i>Cilindro Ribaltamento Trilaterale</i>	1		MD000001 ~ 000305 MD100001 ~ 000305	
		2050308010	* Cylinder Ass'y, Trilateral Skip <i>Cilindro Ribaltamento Trilaterale</i>	1		MD000306 ~ MD100306 ~	
2 - 1		4041000483	* * Kit, Seal <i>Kit Guarnizioni Cilindro</i>	1		MD000001 ~ 000305 MD100001 ~ 000305	
		4041000522	* * Kit, Seal <i>Kit Guarnizioni Cilindro</i>	1		MD000306 ~ MD100306 ~	
3		2050205012	* Pin <i>Perno Telaio Accessori</i>	2		MD*00001 ~	
4		1222069	* Bolt <i>Vite TE</i>	8		MD*00001 ~	M 10x35
5		1222052	* Bolt <i>Vite TE</i>	2		MD*00001 ~	M 8x55
6		1222077	* Bolt <i>Vite TE</i>	1		MD*00001 ~	M 10x70
7		1224103	* Washer, Flat <i>Rosetta Piana</i>	8		MD*00001 ~	M 10
8		1224121	* Washer, Flat <i>Rosetta Piana</i>	16		MD*00001 ~	M 12
9		1223650	* Nut, Hex <i>Dado Esagonale</i>	8		MD*00001 ~	M 10
10		1223570	* Nut, Hex <i>Dado Esagonale</i>	4		MD*00001 ~	M 8
11		1223700	* Nut, Hex <i>Dado Esagonale</i>	6		MD*00001 ~	M 12
12		1224801	* Washer, Spring <i>Rosetta Grower</i>	8		MD*00001 ~	M 10
13		1224803	* Washer, Spring <i>Rosetta Grower</i>	10		MD*00001 ~	M 12
14		3242419	* Bolt (H.T.) <i>Vite TE 10.9</i>	10		MD*00001 ~	M 12x35
15		2050201092	* Support <i>Sostegno Cassone</i>	1		MD*00001 ~	
16		1223920	* Nut, Lock <i>Dado Autobloccante</i>	1		MD*00001 ~	M 10
17		1101121001	* Bush <i>Boccola</i>	4		MD*00001 ~	
18		1224398	* Shim <i>Spessore</i>	4		MD*00001 ~	
19		2050301168	* Bracket <i>Staffa Tubi Cassone</i>	1		MD*00001 ~	
20		1010908020	* Bolt <i>Vite TECF</i>	1		MD*00001 ~	M 8x20
21		1220200	* Bolt <i>Vite Forata</i>	2		MD*00001 ~	1/4"
22		3251845	* Washer, Seal <i>Rondella GM</i>	6		MD*00001 ~	1/4"
23		1130712011	* Hose Ass'y <i>Tubo Idraulico</i>	1		MD*00001 ~	1/4" - L=2320
24		1130712012	* Hose Ass'y <i>Tubo Idraulico</i>	1		MD*00001 ~	1/4" - L=2200
25		3292743	* Fast Connector, Male <i>Innesto Faster Maschio</i>	2		MD*00001 ~	1/4"
26		2050302067	* Cylinder Pin <i>Perno supporto Cilindro</i>	4		MD*00001 ~	
27		4041000482	* Bush <i>Boccola</i>	4		MD*00001 ~	
28		2050302066	* Bracket <i>Supporto Cilindro Trilaterale Saldato</i>	2		MD*00001 ~	
29		1222065	* Bolt <i>Vite TE</i>	16		MD*00001 ~	M 10x30

NOTE

02-03(p1)



KEY No.	S	PART No.	DESCRIPTION	Q'TY	CH.	SERIAL No.	REMARKS
30		2222145	* Bolt <i>Vite TE</i>	2		MD*00001 ~	M 10x80
31		1222037	* Bolt <i>Vite TE</i>	12		MD*00001 ~	M 8x30
32		1224083	* Washer, Flat <i>Rosetta Piana</i>	12		MD*00001 ~	M 8
33		1224794	* Washer, Spring <i>Rosetta Grower</i>	12		MD*00001 ~	M 8
34		1224125	* Washer, Flat <i>Rosetta Piana</i>	12		MD*00001 ~	12x36
35		2050304006	* Compensator Spring <i>Molla Bilancieri</i>	4		MD*00001 ~	
36		2050304007	* Pin <i>Tirante Molla Bilancieri</i>	4		MD*00001 ~	
• 37		2050302061	* Trilateral Frame <i>Corpo Cassone Trilaterale</i>	1	FX	MD000001 ~ 000082 MD100001 ~ 100056	
•		2050302094	* Trilateral Frame <i>Corpo Cassone Trilaterale</i>	1	FX	MD000083 ~ MD100057 ~	
• 38		2050302065	* Side Panel <i>Sponda Laterale Saldata</i>	2	FX	MD000001 ~ 000082 MD100001 ~ 100056	
•		2050302096	* Left Side Panel <i>Sponda Laterale Sinistra Saldata</i>	1	FX	MD000083 ~ MD100057 ~	
• 39		2050302064	* Front Panel <i>Sponda Frontale Saldata</i>	1	FX	MD000001 ~ 000082 MD100001 ~ 100056	
•		2050302095	* Front Panel <i>Sponda Frontale Saldata</i>	1	FX	MD000083 ~ MD100057 ~	
40		1190500008	* Support Front L.H. <i>Supporto Sfera Sx. Anteriore</i>	1		MD*00001 ~	
41		1190500011	* Support Rear L.H. <i>Supporto Sfera Sx. Posteriore</i>	1		MD*00001 ~	
42		1190500009	* Support Front R.H. <i>Supporto Sfera Rx. Anteriore</i>	1		MD*00001 ~	
43		1190500010	* Support Rear R.H. <i>Supporto Sfera Dx. Posteriore</i>	1		MD*00001 ~	
44		2050302062	* Support L.H. <i>Montante Sx.</i>	1		MD*00001 ~	
45		2050302063	* Support R.H. <i>Montante Dx.</i>	1		MD*00001 ~	
• 46		2050302068	* Compensator L.H. <i>Bilanciere sinistro Saldato</i>	1	FX	MD000001 ~ 000082 MD100001 ~ 100056	
•		2050302098	* Compensator L.H. <i>Bilanciere sinistro Saldato</i>	1	FX	MD000083 ~ MD100057 ~	
• 47		2050302069	* Compensator R.H. <i>Bilanciere Destro Saldato</i>	1	FX	MD000001 ~ 000082 MD100001 ~ 100056	
•		2050302099	* Compensator R.H. <i>Bilanciere Destro Saldato</i>	1	FX	MD000083 ~ MD100057 ~	
• 48		2050302070	* Compensator Frontal <i>Bilanciere Frontale Saldato</i>	1	FX	MD000001 ~ 000082 MD100001 ~ 100056	
•		2050302100	* Compensator Frontal <i>Bilanciere Frontale Saldato</i>	1	FX	MD000083 ~ MD100057 ~	
49		2050304005	* Bracket <i>Staffa Supporto Bilanciere</i>	6		MD000001 ~	
• 50		3292733	* Name Plate (IHIMER - Shadow) <i>Etich. Ades. Logo IHIMER Ombra</i>	3	FX	MD*00001 ~ ***** MD*10001 ~ *****	
•		2034207055	* Name Plate (KATO IMER 450x60) <i>Etich. Ades. KATO IMER 450x60</i>	3	FX	MD0***** ~ MD1***** ~	
• 51		2050307001	* Name Plate for Machine (Model, Small) <i>Etich. Ades. Logo Carry 110 (Piccola)</i>	2		MD*00001 ~ ***** MD*10001 ~ *****	
52		2050302097	* Right Side Panel <i>Sponda Laterale Destra Saldata</i>	1		MD*00001 ~	
• 53		4041000488	* Pin <i>Pemo per Sfera</i>	2		MD*00001 ~	ø 14
• 54		4041000489	* Pin <i>Pemo per Sfera</i>	2		MD*00001 ~	ø 16-12

NOTE

02-03(p2)

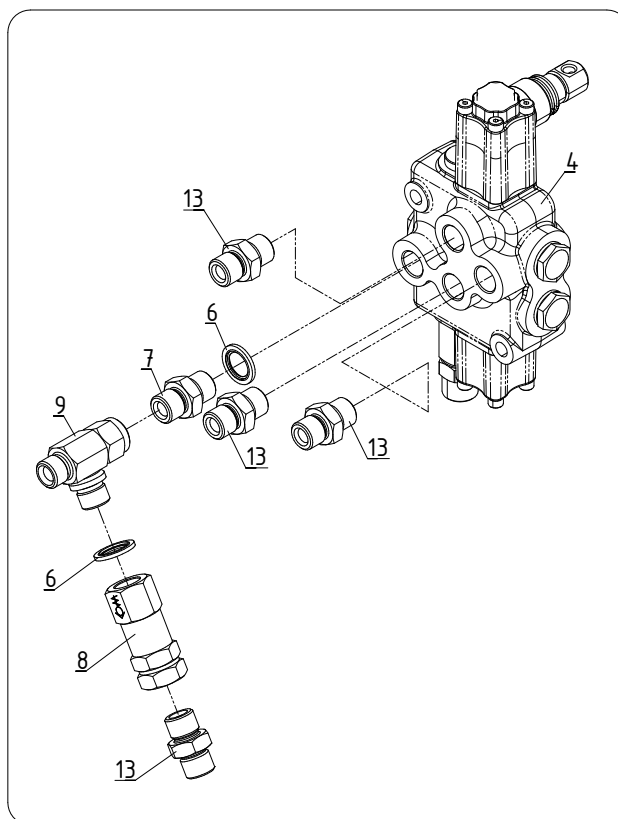
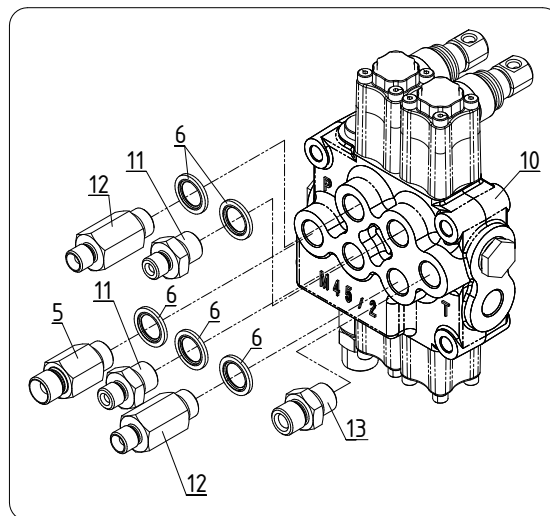
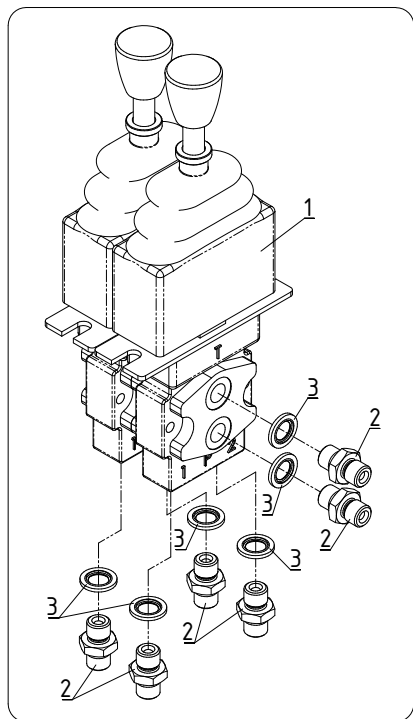


SECTION 3
SEZIONE 3

HYDRAULIC PIPING
IMPIANTO IDRAULICO

Documentazione senza certificazione CE
Documentation without CE certificate

KATO IMER S.p.A.



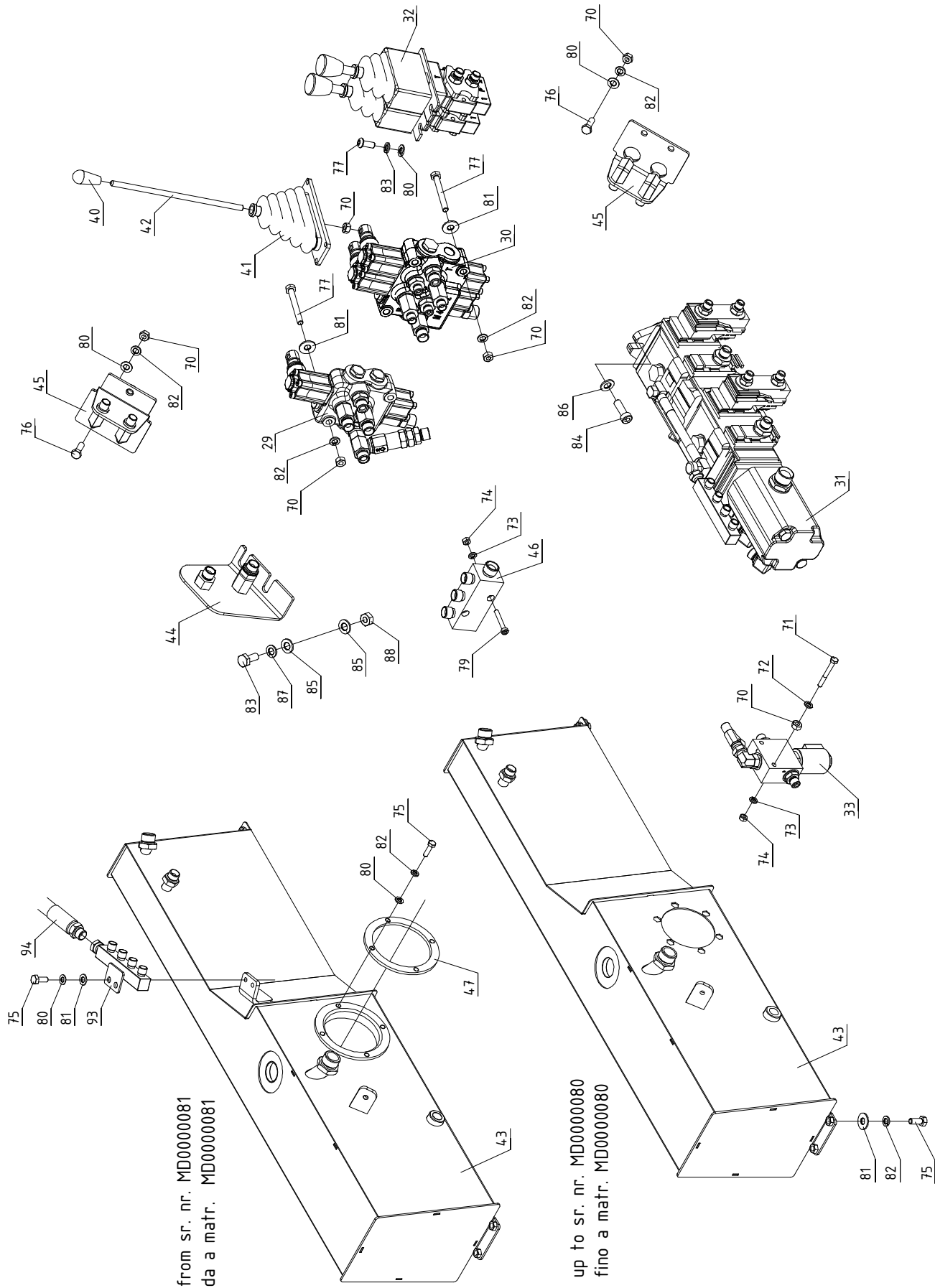
Documentazione senza certificazione CE
Documentation without CE certificate

KEY		PART No.	DESCRIPTION	Q'TY	CH.	SERIAL No.	REMARKS
No.	S						
0	x	3050305004	Hydraulic Remote Control Ass'y <i>Montaggio Telecomando Idraulico</i>	1		MD000031 ~	
0 - 1	x	3050305008	Auxiliaries Control Valve Ass'y <i>Montaggio Distributore Ausiliari</i>	1		MD000031 ~	
0 - 2	x	3050305009	Accessories Control Valve Ass'y <i>Montaggio Distributore Accessori</i>	1		MD000031 ~	
1		1150810000	* Hydraulic Remote Control <i>Telecomando Idraulico</i>	1		MD000031 ~	
2		1220610	* Adapter <i>Raccordo Oleodinamico Diritto</i>	6		MD000031 ~	1/4"
3		3251845	* Washer, Seal <i>Rondella GM</i>	6		MD000031 ~	1/4"
4		1150620002	* Valve Ass'y, Control <i>Distributore Monoblocco</i>	1		MD000031 ~	
5		1140713300	* Adapter <i>Raccordo Oleodinamico Diritto</i>	1		MD000031 ~	
6		3251846	* Washer, Seal <i>Rondella GM</i>	7		MD000031 ~	3/8"
7		1220608	* Adapter <i>Raccordo Oleodinamico Diritto</i>	1		MD000031 ~	3/8"
8		1150310000	* Valve <i>Valvola Unidirezionale</i>	1		MD000031 ~	3/8"
9		1140413303	* Adapter <i>Raccordo a T</i>	1		MD000031 ~	3/8"
10		1150620001	* Valve Ass'y, Control <i>Distributore Monoblocco</i>	1		MD000031 ~	
11		1220625	* Adapter <i>Raccordo Oleodinamico Diritto</i>	2		MD000031 ~	3/8"x 1/4"
12		1140713200	* Adapter <i>Raccordo Oleodinamico Diritto</i>	2		MD000031 ~	3/8"x 1/4"
13		1221277	* Adapter <i>Raccordo Oleodinamico Diritto</i>	5		MD000031 ~	3/8"-M 12

NOTE

03-01





Documentazione senza certificazione CE
Documentation without CE certificate

KEY No.	S	PART No.	DESCRIPTION	Q'TY	CH.	SERIAL No.	REMARKS
0	x	3050305000	Piping Ass'y <i>Montaggio Impianto Idraulico</i>	1		MD000031 ~	
1		1130130010	* Tube <i>Tube Acciaio</i>	1		MD000031 ~	
2		1130713008	* Hose Ass'y <i>Tube Idraulico</i>	2		MD000031 ~	L= 1160
3		1150430008	* Washer <i>Rondella Gm</i>	6		MD000031 ~	M 8
• 4		1130130011	* Tube <i>Tube Acciaio</i>	1	LX	MD000001 ~ *000095	
•		1130130018	* Tube <i>Tube Acciaio</i>	1		MD000096 ~	
5		1130130013	* Tube <i>Tube Acciaio</i>	1		MD000031 ~	
6		1130130014	* Tube <i>Tube Acciaio</i>	1		MD000031 ~	
7		1130712000	* Hose Ass'y <i>Tube Idraulico</i>	2		MD000031 ~	L= 280
8		1130712005	* Hose Ass'y <i>Tube Idraulico</i>	2		MD000031 ~	L= 600
9		1130724000	* Hose Ass'y <i>Tube Idraulico</i>	1		MD000031 ~	L= 800
10		1130714001	* Hose Ass'y <i>Tube Idraulico</i>	1		MD000031 ~	L= 900
11		1130912001	* Hose Ass'y <i>Tube Idraulico</i>	2		MD000031 ~	L= 1000
12		1130912005	* Hose Ass'y <i>Tube Idraulico</i>	2		MD000031 ~	L= 1050
13		1130912006	* Hose Ass'y <i>Tube Idraulico</i>	2		MD000031 ~	L= 1150
14		1130613000	* Hose Ass'y <i>Tube Idraulico</i>	1		MD000031 ~	L= 1230
15		1130613001	* Hose Ass'y <i>Tube Idraulico</i>	1		MD000031 ~	L= 1000
16		1130613002	* Hose Ass'y <i>Tube Idraulico</i>	1		MD000031 ~	L= 900
17		1130613003	* Hose Ass'y <i>Tube Idraulico</i>	1		MD000031 ~	L= 750
• 18		1130130012	* Tube <i>Tube Acciaio</i>	1	LX	MD000001 ~ *000095	
•		1130130019	* Tube <i>Tube Acciaio</i>	1		MD000096 ~	
19		1130912001	* Hose Ass'y <i>Tube Idraulico</i>	2		MD000031 ~	L= 1000
20		1130912002	* Hose Ass'y <i>Tube Idraulico</i>	2		MD000031 ~	L= 1070
21		1130130015	* Tube <i>Tube Acciaio</i>	1		MD000031 ~	
22		1130912004	* Hose Ass'y <i>Tube Idraulico</i>	1		MD000031 ~	L= 1220
23		1130912007	* Hose Ass'y <i>Tube Idraulico</i>	1		MD000031 ~	L= 1700
24		1130912008	* Hose Ass'y <i>Tube Idraulico</i>	1		MD000031 ~	L= 550
25		1130912009	* Hose Ass'y <i>Tube Idraulico</i>	1		MD000031 ~	L= 300
26		1130915001	* Hose Ass'y <i>Tube Idraulico</i>	1		MD000031 ~	L= 290
27		1130914001	* Hose Ass'y <i>Tube Idraulico</i>	1		MD000031 ~	L= 540
28		1130913005	* Hose Ass'y <i>Tube Idraulico</i>	1		MD000031 ~	L= 400
29	x	3050305008	Auxiliaries Control Valve Ass'y <i>Montaggio Distributore Ausiliari</i>	1		MD000031 ~	Sh.No.3-1
30	x	3050305009	Accessories Control Valve Ass'y <i>Montaggio Distributore Accessori</i>	1		MD000031 ~	Sh.No.3-1

NOTE

03-02(p1)



KEY		PART No.	DESCRIPTION	Q'TY	CH.	SERIAL No.	REMARKS
No.	S						
31	x	3050305007	Pump Ass'y, Oil <i>Mont.Pompa Aspir.olio</i>	1		MD000031 ~	Sh.No.4-1
32	x	3050305004	Hydraulic Remote Control Ass'y <i>Montaggio Telecomando Idraulico</i>	1		MD000031 ~	Sh.No.3-1
33	x	3050305005	High Speed Valve Ass'y <i>Montaggio Valvola Doppia Velocità</i>	1		MD000031 ~	Sh.No.3-3
34		1140224300	* Adapter <i>Raccordo Oleodinamico Orientabile 90°</i>	1		MD000031 ~	M 12 - 3/8"
35		1141210000	* Manifold <i>Collettore valvola blocco</i>	1		MD000031 ~	
36		1150370002	* Cock <i>Deviatore a Sfera</i>	1		MD000031 ~	3/8"
37		1150510001	* Oil Filter <i>Filtro Olio</i>	1		MD000031 ~	3/4"
37 - 1		4022000071	* * Cartridge Ass'y <i>Cartuccia Filtro 10 micron</i>	1		MD000031 ~	
38		3250993	* Oil Filter <i>Filtro Olio</i>	1		MD000031 ~	1"
39		1150510004	* Indicator <i>Vuotometro</i>	1		MD000031 ~	1/8"
40		1190900009	* Handle <i>Pomello</i>	3		MD000031 ~	M 8
41		1220300000	* Boot <i>Soffietto Protezione</i>	3		MD000031 ~	
42		2050204008	* Lever (short) <i>Leva Corta Distributore</i>	3		MD000031 ~	
43		2050302075	* Oil Tank <i>Serbatoio Olio</i>	1	✘	MD000031 ~ 000080	
44		2050302101	* Oil Tank <i>Serbatoio Olio</i>	1	✘	MD000081 ~	
45		2050308006	* Bracket <i>Staffa Completa Ausiliari</i>	1		MD000031 ~	
46		2050308002	* Bracket <i>Staffa Supporto Innesti Rapidi</i>	2		MD000031 ~	
47		2050308007	* Block <i>Bloccetto Raccordi Scarichi</i>	1		MD000031 ~	
47		2050304009	* Flange <i>Flangia Serbatoio Olio</i>	1	✘	MD000031 ~ 000080	
48		2050304011	* Flange <i>Flangia Serbatoio Olio</i>	1	✘	MD000081 ~	
48		3292743	* Fast Connector, Male <i>Innesto Faster Maschio</i>	2		MD000031 ~	1/4"
49		3292744	* Fast Connector, Female <i>Innesto Faster Femmina</i>	2		MD000031 ~	1/4"
50		6050303009	* Tube Protection <i>Protezione Tubi</i>	2		MD000031 ~	L= 300
51		1219602	* Adapter <i>Adattatore Girevole</i>	1		MD000031 ~	3/4" - 3/4"
52		1221153	* Gauge Level <i>Indicatore Livello</i>	1		MD000031 ~	1"
53		1140616000	* Plug <i>Tappo</i>	1		MD000031 ~	1"
54		1220016	* Plug <i>Tappo</i>	1		MD000031 ~	1/2"
55		1220019	* Plug <i>Tappo</i>	2		MD000031 ~	3/8"
56		1141015000	* Adapter <i>Raccordo Portagomma Dritto</i>	1		MD000031 ~	3/4"
57		1141015001	* Adapter <i>Raccordo Portagomma 90°</i>	1		MD000031 ~	3/4"
58		1220606	* Adapter <i>Raccordo Dritto</i>	2		MD000031 ~	1/2"
59		1220623	* Adapter <i>Raccordo Riduzione Dritto</i>	1		MD000031 ~	3/4"-1/2"
60		1220625	* Adapter <i>Raccordo Riduzione Dritto</i>	1		MD000031 ~	3/8"-1/4"

NOTE

03-02(p2)





KEY		PART No.	DESCRIPTION	Q'TY	CH.	SERIAL No.	REMARKS
No.	S						
61		1220205	* Bolt <i>Vite Forata</i>	2		MD000031 ~	3/8"
62		1220200	* Bolt <i>Vite Forata</i>	2		MD000031 ~	1/4"
63		2222989	* Bolt <i>Vite Forata</i>	1		MD000031 ~	1/2"
• 64		1220136	* Washer, Seal <i>Rondella GM</i>	2		MD000031 ~	1"
65		1220138	* Washer, Seal <i>Rondella GM</i>	3		MD000031 ~	3/4"
66		1220140	* Washer, Seal <i>Rondella GM</i>	5		MD000031 ~	1/2"
67		3251845	* Washer, Seal <i>Rondella GM</i>	4		MD000031 ~	1/4"
68		3251846	* Washer, Seal <i>Rondella GM</i>	7		MD000031 ~	3/8"
69		1220118	* Washer <i>Rondella Rame</i>	4		MD000031 ~	1/4"
70		1223570	* Nut <i>Dado</i>	14		MD000031 ~	M 8
71		1222013	* Bolt, Hex. <i>Vite TE</i>	2		MD000031 ~	M 6x50
72		1224070	* Washer, Flat <i>Rosetta Piana</i>	2		MD000031 ~	M 6
73		1224791	* Washer, Spring <i>Rosetta Grower</i>	4		MD000031 ~	M 6
74		1223280	* Nut <i>Dado</i>	4		MD000031 ~	M 6
• 75		1222031	* Bolt, Hex. <i>Vite TE</i>	3	↙	MD000031 ~ 000080	M 8x20
•		1222031	* Bolt, Hex. <i>Vite TE</i>	7	↙	MD000081 ~	M 8x20
• 76		1222034	* Bolt, Hex. <i>Vite TE</i>	10	↙	MD000031 ~	M 8x25
•		1222034	* Bolt, Hex. <i>Vite TE</i>	4	↙	MD000031 ~	M 8x25
77		1222030	* Bolt, Hex. <i>Vite TE</i>	5		MD000031 ~	M 8x60
78		1040108020	* Bolt <i>Vite TBEI</i>	4		MD000031 ~	M 8x20
79		1222230	* Bolt <i>Vite TCEI</i>	2		MD000031 ~	M 6x40
• 80		1224083	* Washer, Flat <i>Rosetta Piana</i>	8	↙	MD000031 ~	M 8
•		1224083	* Washer, Flat <i>Rosetta Piana</i>	12	↙	MD000031 ~	M 8
• 81		1224085	* Washer, Flat <i>Rosetta Piana</i>	8	↙	MD000031 ~	ø 8x24
•		1224085	* Washer, Flat <i>Rosetta Piana</i>	10	↙	MD000031 ~	ø 8x24
• 82		1224794	* Washer, Spring <i>Rosetta Grower</i>	16	↙	MD000031 ~	M 8
•		1224794	* Washer, Spring <i>Rosetta Grower</i>	20	↙	MD000031 ~	M 8
83		1222061	* Bolt, Hex. <i>Vite TE</i>	2		MD000031 ~	M 10x25
84		3292605	* Bolt <i>Vite TCEI</i>	2		MD000031 ~	M 10x30
85		1224103	* Washer, Flat <i>Rosetta Piana</i>	4		MD000031 ~	M 10
• 86		1090000010	* Washer, Flat (H.T.) <i>Rosetta Piana (H.T.)</i>	2		MD000031 ~	M 10
87		1224801	* Washer, Spring <i>Rosetta Grower</i>	2		MD000031 ~	M 10
88		1223650	* Nut <i>Dado</i>	2		MD000031 ~	M 10

NOTE

03-02(p3)

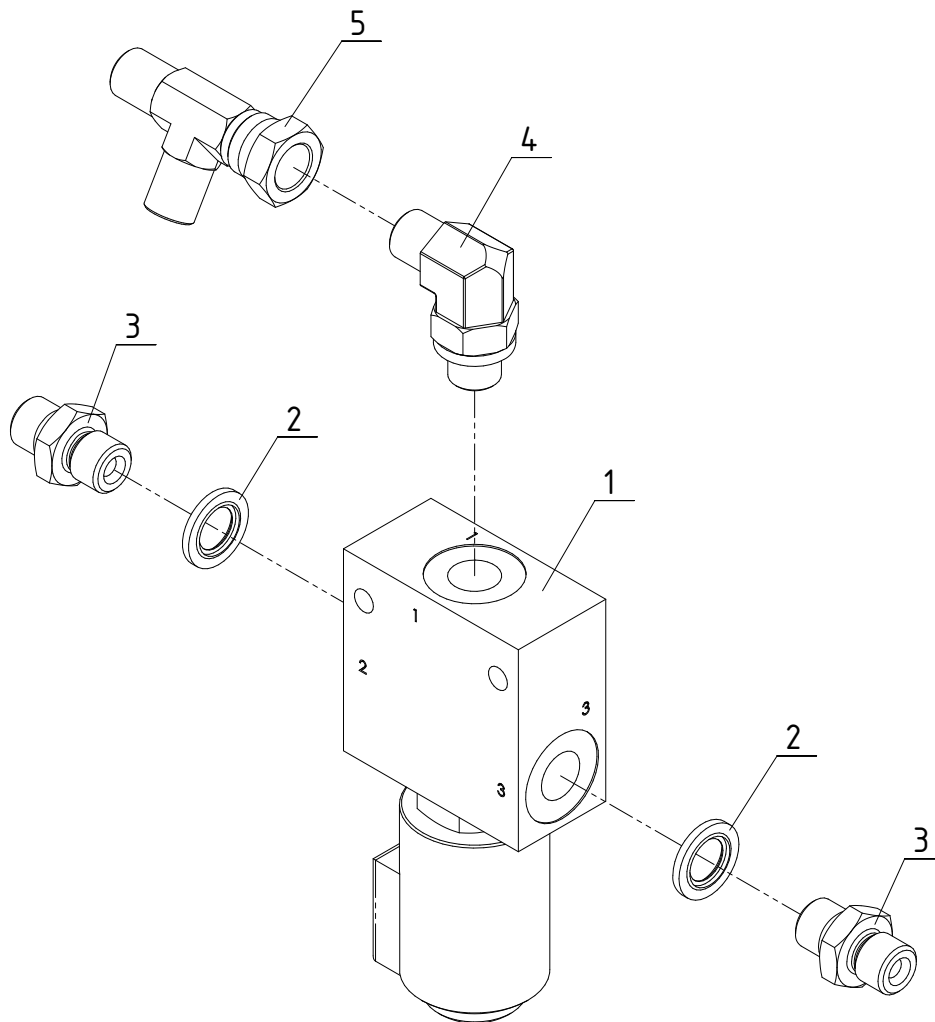


Documentazione senza certificazione CE
 Documentation without CE certificate

KEY		PART No.	DESCRIPTION	Q'TY	CH.	SERIAL No.	REMARKS
No.	S						
• 89		1150410117	* O-Ring <i>Anello O-Ring</i>	1		MD000031 ~ 000080	
•		1150410088	* O-Ring <i>Anello O-Ring</i>	1		MD000081 ~	
• 90		1225744	* Clamp <i>Fascetta</i>	2		MD000031 ~	
• 91		1220185	* Adapter <i>Raccordo Riduzione Dritto</i>	1		MD000031 ~	1-3/4"
• 92		1221277	* Adapter <i>Raccordo Riduzione Dritto</i>	1		MD000031 ~	3/8"-M 18x1,5
• 93		1141210004	* Manifold <i>Collettore</i>	1		MD000081 ~	
• 94		1130512031	* Hose Ass'y <i>Tubo Idraulico</i>	1		MD000081 ~	L= 250
• 90		1081401008	* Nut <i>Ins erto File tta to</i>	6		MD000031 ~ 000080	M 8

NOTE

03-02(p4)



Documentazione senza certificazione CE
 Documentation without CE certificate

KEY		PART No.	DESCRIPTION	Q'TY	CH.	SERIAL No.	REMARKS
No.	S						
0	x	3050305005	High Speed Control Valve Ass'y <i>Montaggio Valvola Doppia Velocità</i>	1		MD000001 ~	
1		1150370005	* Valve <i>Valvola 3 Vie</i>	1		MD000001 ~	
2		3251845	* Washer, Seal <i>Rondella GM</i>	2		MD000001 ~	1/4"
3		1220610	* Adapter <i>Raccordo Oleodinamico Diritto</i>	2		MD000001 ~	1/4"
4		2020808005	* Elbow <i>Raccordo Oleodinamico 90°</i>	1		MD000001 ~	1/4"-1/4"
5		1140440001	* Adapter <i>Raccordo Oleodinamico T</i>	1		MD000001 ~	1/4"

NOTE

03-03



Documentazione senza certificazione CE
Documentation without CE certificate

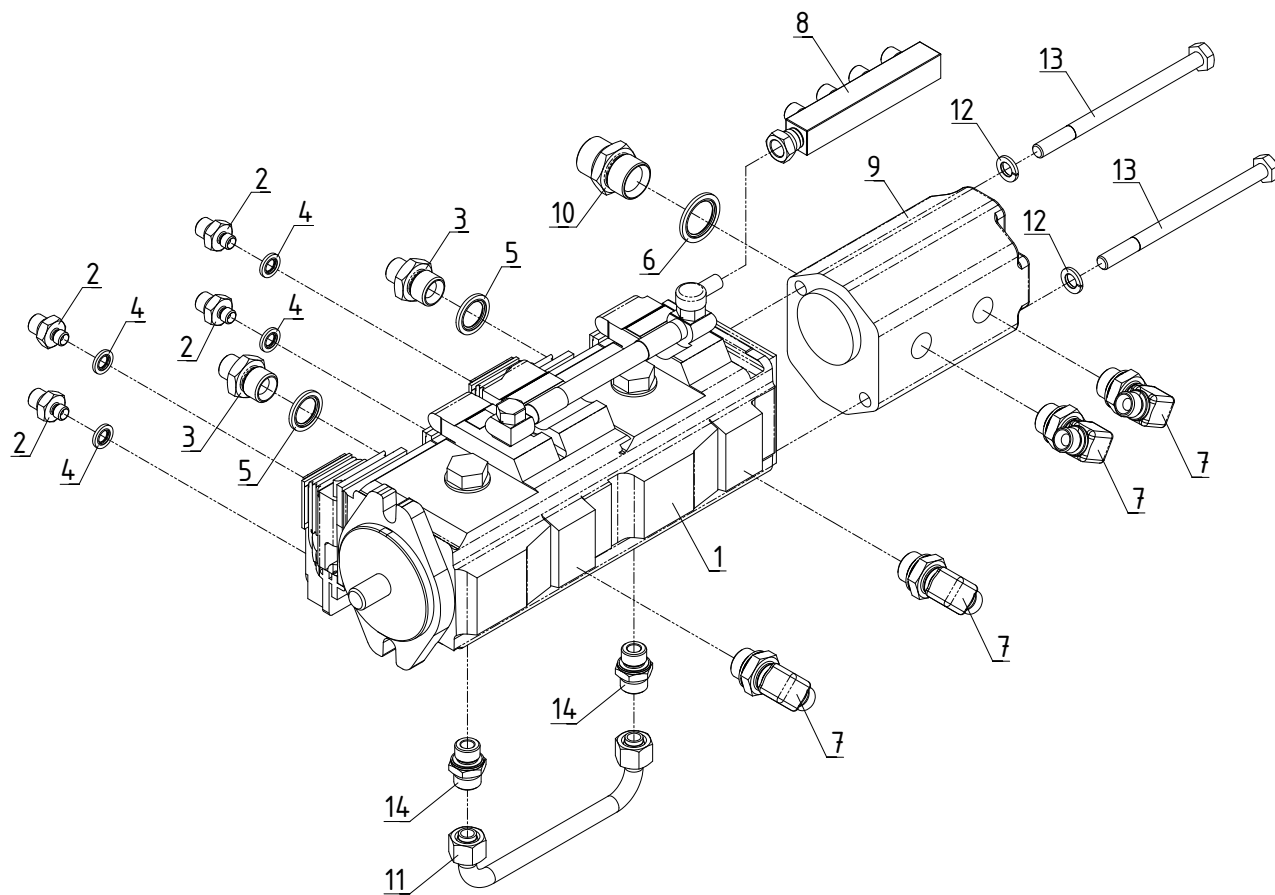
MEMO

SECTION 4
SEZIONE 4

POWER UNIT
UNITA' DI POTENZA

Documentazione senza certificazione CE
Documentation without CE certificate

KATO IMER S.p.A.

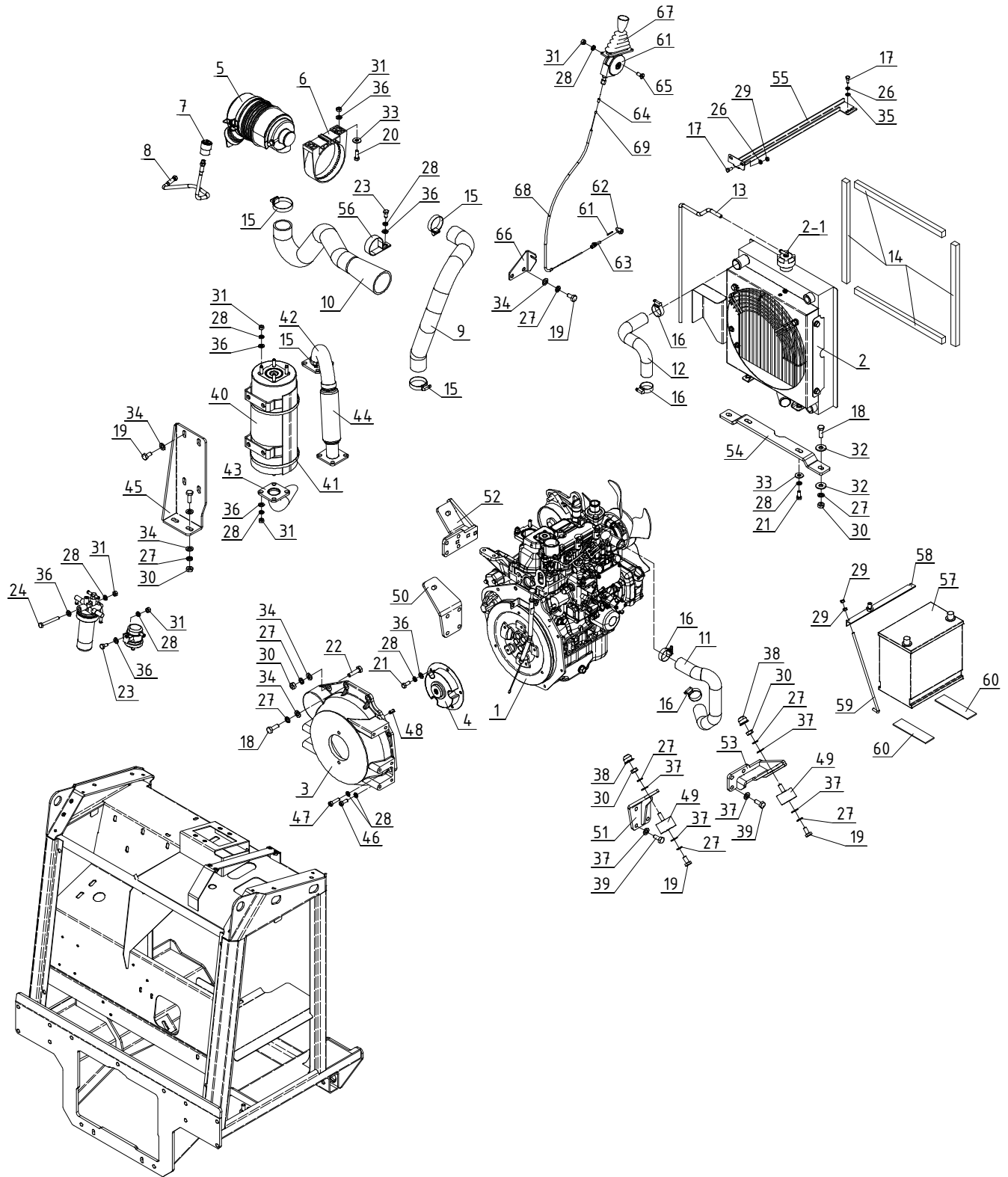


KEY		PART No.	DESCRIPTION	Q'TY	CH.	SERIAL No.	REMARKS
No.	S						
0	x	3050305007	Pump Ass'y, Oil <i>Mont.Pompa Aspir.olio</i>	1		MD000031 ~	
1		1150220000	* Pump <i>Pompa Idrostatica V07+7</i>	1		MD000031 ~	
2		1220626	* Adapter <i>Raccordo Riduzione Dritto</i>	4		MD000031 ~	1/8"-1/4"
3		1220624	* Adapter <i>Raccordo Riduzione Dritto</i>	2		MD000031 ~	1/2"-3/8"
4		1150430010	* Washer, Seal <i>Rondella GM</i>	4		MD000031 ~	1/8"
5		1220140	* Washer, Seal <i>Rondella GM</i>	2		MD000031 ~	1/2"
6		1220138	* Washer, Seal <i>Rondella GM</i>	1		MD000031 ~	3/4"
7		1140213401	* Elbow <i>Raccordo Oleodinamico 90°</i>	4		MD000031 ~	1/2"-3/8"
8		1141210000	* Manifold <i>Collettore Valvola Blocco</i>	1		MD000031 ~	
9		1150211003	* Pump, Oil <i>Pompa MARZOCCHI GR1</i>	1		MD000031 ~	
10		1220604	* Adapter <i>Raccordo Dritto</i>	1		MD000031 ~	3/4"
11		1130130009	* Tube <i>Tube Acciaio</i>	1		MD000031 ~	
12		1224801	* Washer, Spring <i>Rosetta Grower</i>	2		MD000031 ~	M10
13		3210738	* Bolt <i>Vite TE</i>	2		MD000031 ~	M10x150
14		1221277	* Adapter <i>Raccordo Dritto + Guarnizione</i>	2		MD000031 ~	3/8"

NOTE

04-01







KEY No.	S	PART No.	DESCRIPTION	Q'TY	CH.	SERIAL No.	REMARKS
0	x	3050303002	Engine & Accessories <i>Mont. Motore e Accessori</i>	1		MD000031 ~	
0 - 1	x	3050303003	Control Ass'y, Engine <i>Mont. Acceleratore</i>	1		MD000031 ~	
1		1180100008	* Engine Ass'y <i>Motore YANMAR 3TNM68</i>	1		MD000031 ~	
• 2		1180300005	* Radiator Ass'y <i>Radiatore Acqua Olio</i>	1	↳	MD000001 ~ *000160	
•		1180300019	* Radiator Ass'y <i>Radiatore Acqua Olio</i>	1	↳	MD000161 ~ *000215	
•		1180300005	* Radiator Ass'y <i>Radiatore Acqua Olio</i>	1	↳	MD000216 ~	
• 2 - 1		4022000062	* Plug <i>Tappo Radiatore</i>	1		MD000001 ~	
3		1180100011	* Joint <i>Campana Motore</i>	1		MD000031 ~	
4		1120500001	* Joint <i>Giunto Elastico</i>	1		MD000031 ~	
5		1180400000	* Cleaner Air <i>Filtro Aria</i>	1		MD000031 ~	
5 - 1		4041000445	* * Air Element Inner <i>Elemento Filtrante Interno</i>	1		MD000031 ~	
6		1180400001	* Bracket <i>Staffa Filtro Aria</i>	1		MD000031 ~	
7		1180400002	* Indicator <i>Indicatore Filtro Aria</i>	1		MD000031 ~	
8		1130911000	* Pipe <i>Tubo HP 12 Mpa</i>	1		MD000031 ~	1/8" L = 600
9		6050303000	* Suction Pipe <i>Tubo Aspirazione Motore-Filtro</i>	1		MD000031 ~	L = 550
10		2050310002	* Suction Pipe <i>Tubo Preformato Aspirazione</i>	1		MD000031 ~	
11		2050310000	* Radiator Pipe <i>Tubo Preformato Radiatore</i>	1		MD000031 ~	
12		1272271	* Cooler Pipe (Long) <i>Tubo Lungo Radiatore</i>	1		MD000031 ~	
13		6050303008	* Tube <i>Tubo Cristallo</i>	1		MD000031 ~	L = 600
14		2050311000	* Cooler Sponge <i>Spugna Radiatore</i>	4		MD000031 ~	
15		1225748	* Clamp Hose <i>Fascetta Stringitubo APA 32-50</i>	5		MD000031 ~	
16		1225744	* Clamp Hose <i>Fascetta Stringitubo APA 23-35</i>	4		MD000031 ~	
17		1222006	* Bolt <i>Vite TE</i>	4		MD000031 ~	M 6x16
18		1222065	* Bolt <i>Vite TE</i>	6		MD000031 ~	M 10x30
19		1222059	* Bolt <i>Vite TE</i>	10		MD000031 ~	M 10x20
20		1222034	* Bolt <i>Vite TE</i>	2		MD000031 ~	M 8x25
21		1222031	* Bolt <i>Vite TE</i>	7		MD000031 ~	M 8x20
22		1222071	* Bolt <i>Vite TE</i>	1		MD000031 ~	M 10x40
23		1222027	* Bolt <i>Vite TE</i>	2		MD000031 ~	M 8x16
24		1222047	* Bolt <i>Vite TE</i>	1		MD000031 ~	M 8x70
25		1222011	* Bolt <i>Vite TE</i>	2		MD000031 ~	M 6x25
26		1224791	* Washer, Spring <i>Rosetta Grower</i>	6		MD000031 ~	M 6
27		1224801	* Washer, Spring <i>Rosetta Grower</i>	17		MD000031 ~	M 10

NOTE

04-02(p1)



KEY		PART No.	DESCRIPTION	Q'TY	CH.	SERIAL No.	REMARKS
No.	S						
28		1224794	* Washer, Spring <i>Rosetta Grower</i>	29		MD000031 ~	M 8
29		1223280	* Nut <i>Dado</i>	8		MD000031 ~	M 6
30		1223650	* Nut <i>Dado</i>	9		MD000031 ~	M 10
31		1223570	* Nut <i>Dado</i>	18		MD000031 ~	M 8
32		1224104	* Washer, Flat <i>Rosetta Piana</i>	4		MD000031 ~	ø 10x30
33		1224085	* Washer, Flat <i>Rosetta Piana</i>	4		MD000031 ~	ø 8x24
34		1224103	* Washer, Flat <i>Rosetta Piana</i>	13		MD000031 ~	M 10
35		1224070	* Washer, Flat <i>Rosetta Piana</i>	2		MD000031 ~	M 6
36		1224083	* Washer, Flat <i>Rosetta Piana</i>	22		MD000031 ~	M 8
37		1224490	* Washer, Flat (H.T.) <i>Rosetta Piana (H.T.)</i>	24		MD000031 ~	M 10
38		3250778	* Nut Cover <i>Coprifado</i>	4		MD000031 ~	M 10
39		1222095	* Bolt <i>Vite TE</i>	16		MD000031 ~	M 10x25
40		2030811031	* Cover <i>Protezione Silenziatore</i>	1		MD000031 ~	
41		1110530480	* Clamp <i>Fascetta a Nastro</i>	2		MD000031 ~	ø 9x480
42		1237979	* Belt <i>Nastro ECOLTAPE</i>	1		MD000031 ~	50x3
43		2050302079	* Muffler Terminal <i>Terminale Marmitta</i>	1		MD000031 ~	
44		2050302080	* Muffler Collector <i>Collettore Marmitta</i>	1		MD000031 ~	
45		2050301276	* Muffler Bracket <i>Staffa Marmitta Verticale</i>	1		MD000031 ~	
46		1222246	* Bolt <i>Vite TCEI</i>	3		MD000031 ~	M 8x20
47		1222254	* Bolt <i>Vite TCEI</i>	2		MD000031 ~	M 8x30
48		2228360	* Pin <i>Spina Elastica</i>	2		MD000031 ~	ø 8 L = 16
49		1220420050	* Rubber Cushion <i>Supporto Antivibrante Motore</i>	4		MD000031 ~	
50		2050302081	* Front Support (R.H.) <i>Supporto Anteriore Dx Motore.</i>	1		MD000031 ~	
51		2050302082	* Front Support (L.H.) <i>Supporto Motore Anteriore Sx.</i>	1		MD000031 ~	
52		2050302083	* Rear Support (R.H.) <i>Supporto Posteriore Dx Motore.</i>	1		MD000031 ~	
53		2050302084	* Rear Support (L.H.) <i>Supporto Posteriore Sx Motore.</i>	1		MD000031 ~	
54		2050301277	* Bracket Cooler <i>Staffa Supporto Radiatore</i>	1		MD000031 ~	
55		2050301278	* Bracket <i>Staffa Femo Radiatore</i>	1		MD000031 ~	
56		2050301290	* Clamp <i>Fascetta Tubo Aspirazione</i>	1		MD000031 ~	
• 57		1180500000	* Battery <i>Batteria</i>	1		MD000031 ~ *****	
•		1180500016	* Battery <i>Batteria</i>	1		MD0***** ~	
58		3250717	* Bracket <i>Staffa Batteria</i>	1		MD000031 ~	
59		3250729	* Bracket <i>Tirante Batteria</i>	2		MD000031 ~	

NOTE

04-02(p2)

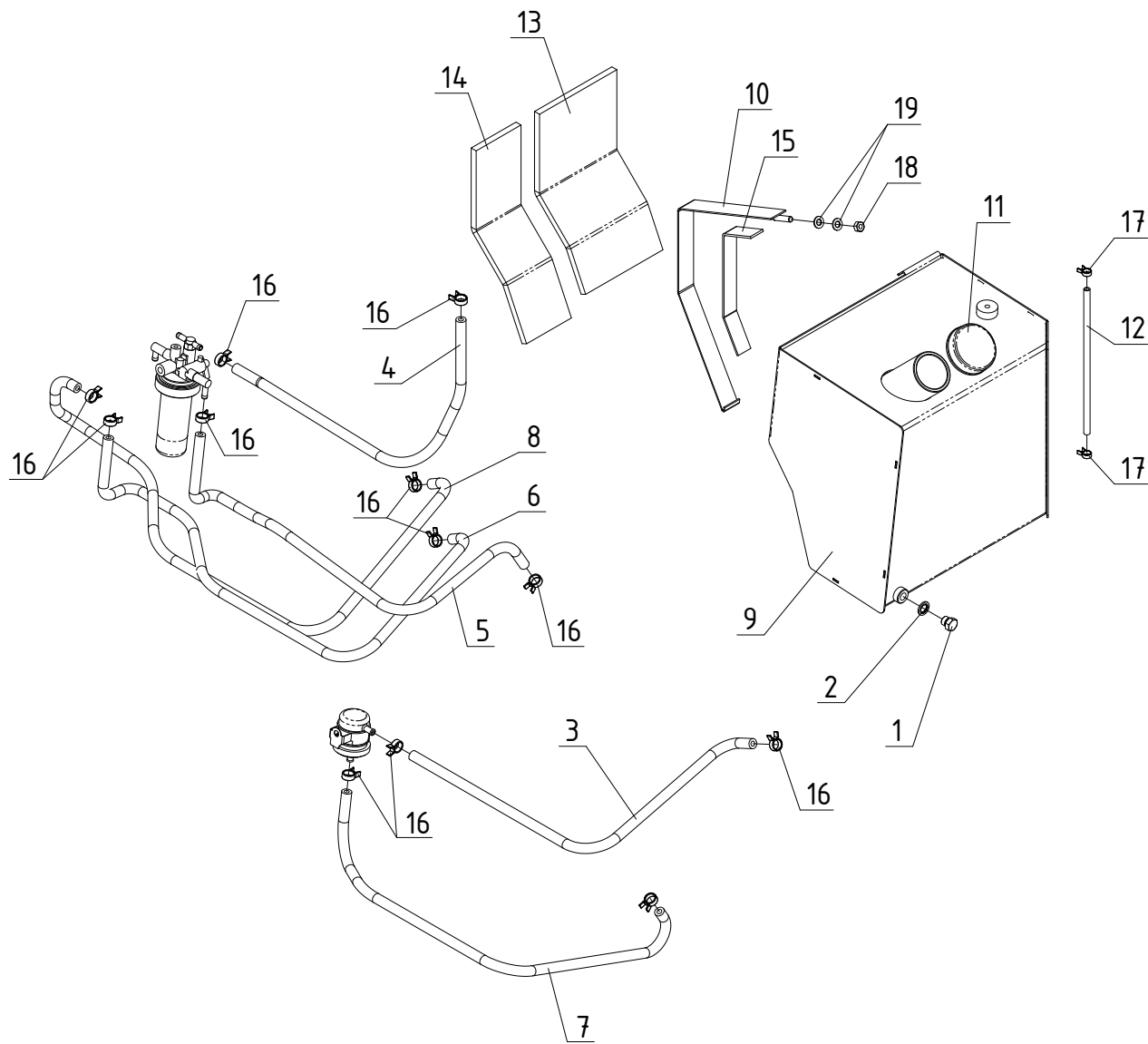


KEY		PART No.	DESCRIPTION	Q'TY	CH.	SERIAL No.	REMARKS
No.	S						
60		2030811006	* Seal <i>Guarnizione Gomma Adesiva</i>	2		MD000031 ~	
• 61		1239655	* Lever Ass'y <i>Leva Acceleratore</i>	1		MD000031 ~	
• 62		1120820100	* Clamp <i>Morsetto</i>	1		MD000031 ~	
63		1120820101	* Set Screw <i>Registro Cavo Acceleratore</i>	1		MD000031 ~	
64		1239453	* Terminal <i>Terminale Guaina</i>	2		MD000031 ~	
• 65		1221998	* Bolt <i>Vite TE</i>	1		MD000031 ~	M 5x10
66		2050301279	* Bracket <i>Staffa Femo Acceleratore</i>	1		MD000031 ~	
67		1220300000	* Boot <i>Soffietto Protezione</i>	1		MD000031 ~	
68		6050303020	* Sheath <i>Guaina Passacavo</i>	1		MD000031 ~	ø 2.8 L = 660
69		1120810100	* Cable Control <i>Cavo Acceleratore</i>	1		MD000031 ~	L = 1000

NOTE

04-02(p3)





KEY		PART No.	DESCRIPTION	Q'TY	CH.	SERIAL No.	REMARKS
No.	S						
0	x	3050304001	Fuel Tank Ass'y <i>Montaggio Serbatoio Gasolio</i>	1		MD000031 ~	
1		12240018	* Plug <i>Tappo Maschio</i>	1		MD000031 ~	1/4"
2		3251845	* Washer <i>Rondella Gm</i>	1		MD000031 ~	1/4"
3		6050303013	* Fuel, Tube <i>Tubo Gasolio</i>	1		MD000031 ~	L=600
4		6050303014	* Fuel, Tube <i>Tubo Gasolio</i>	1		MD000031 ~	L=640
5		6050303015	* Fuel, Tube <i>Tubo Gasolio</i>	1		MD000031 ~	L=730
6		6050303016	* Fuel, Tube <i>Tubo Gasolio</i>	1		MD000031 ~	L=900
7		6050303017	* Fuel, Tube <i>Tubo Gasolio</i>	1		MD000031 ~	L=800
8		6050303018	* Fuel, Tube <i>Tubo Gasolio</i>	1		MD000031 ~	L=1070
9		2050302012	* Fuel Tank <i>Serbatoio Gasolio</i>	1		MD000031 ~	
10		2050302028	* Bracket <i>Fascia Serbatoio Gasolio</i>	1		MD000031 ~	
11		1220080	* Plug Tank <i>Tappo Serbatoio Gasolio</i>	1		MD000031 ~	
12		6050303004	* Tube <i>Tubo Benz</i>	1		MD000031 ~	L=270
13		2050311003	* Sponge <i>Spugna Larga</i>	1		MD000031 ~	
14		2050311004	* Sponge <i>Spugna Stretta</i>	1		MD000031 ~	
15		2030811030	* Rubber, Seal <i>Guarnizione Gomma Adesiva</i>	1		MD000031 ~	
16		1225820	* Clips <i>Clips</i>	12		MD000031 ~	14,4x15,1
17		1225822	* Clips <i>Clips</i>	2		MD000031 ~	11,6x12,3
18		1223570	* Nut <i>Dado Esagonale</i>	1		MD000031 ~	M8
19		1224085	* Washer, Flat <i>Rosetta Piana</i>	2		MD000031 ~	M8x24

NOTE

04-03



Documentazione senza certificazione CE
Documentation without CE certificate

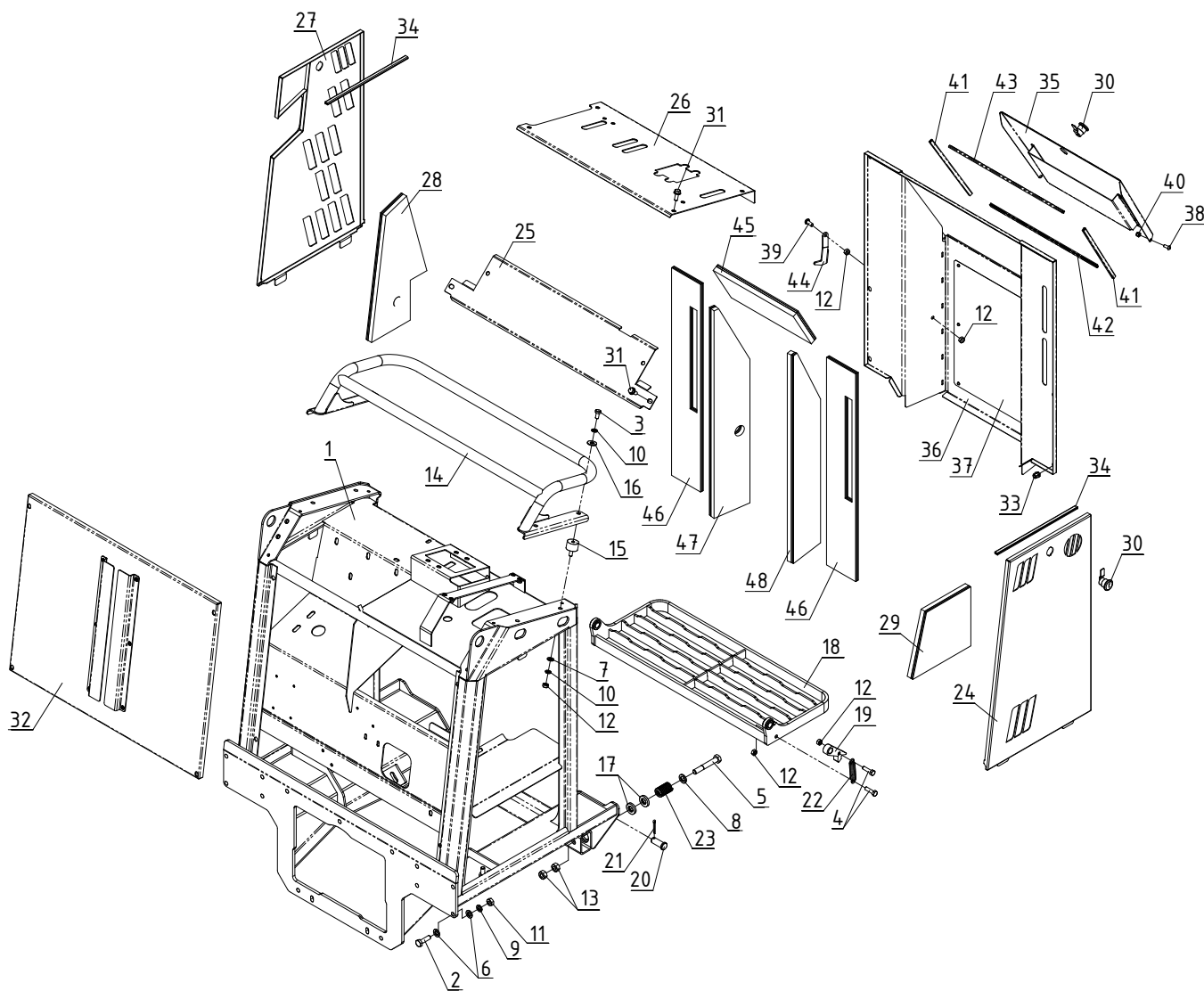
MEMO


SECTION 5
SEZIONE 5

OPERATOR POSITION, COVER & RELATED PARTS
POSTO GUIDA, CARTERATURE & RELATIVI ACCESSORI

Documentazione senza certificazione CE
Documentation without CE certificate

KATO IMER S.p.A.



KEY		PART No.	DESCRIPTION	Q'TY	CH.	SERIAL No.	REMARKS
No.	S						
0	x	3050301001	Operator Place Ass'y <i>Montaggio Posto Guida</i>	1		MD000031 ~	
0 - 1	x	3050307004	Cover Ass'y <i>Montaggio Carter</i>	1		MD000031 ~	
1		2050302013	* Operator Place <i>Posto Guida</i>	1		MD000031 ~	
2		1222069	* Bolt <i>Vite TE</i>	13		MD000031 ~	M 10x35
3		1222027	* Bolt <i>Vite TE</i>	4		MD000031 ~	M 8x16
4		1222037	* Bolt <i>Vite TE</i>	2		MD000031 ~	M 8x30
5		1222120	* Bolt <i>Vite TE</i>	2		MD000031 ~	M 12x80
6		1224103	* Washer, Flat <i>Rosetta Piana</i>	26		MD000031 ~	M 10
7		1224083	* Washer, Flat <i>Rosetta Piana</i>	4		MD000031 ~	M 8
8		1224121	* Washer, Flat <i>Rosetta Piana</i>	2		MD000031 ~	M 12
9		1224801	* Washer, Spring <i>Rosetta Grower</i>	13		MD000031 ~	M 10
10		1224794	* Washer, Spring <i>Rosetta Grower</i>	8		MD000031 ~	M 8
11		1223650	* Nut <i>Dado</i>	13		MD000031 ~	M 10
12		1223570	* Nut <i>Dado</i>	10		MD000031 ~	M 8
13		1223700	* Nut <i>Dado</i>	4		MD000031 ~	M 12
14		2050302015	* Operator handle <i>Maniglia Operatore</i>	1		MD000031 ~	
15		1220420030	* Rubber, Cushion <i>Supporto Antivibrante</i>	4		MD000031 ~	
16		1224085	* Washer, Flat <i>Rosetta Piana</i>	4		MD000031 ~	M 8x24
17		1090200012	* Washer, Flat <i>Rosetta Piana</i>	4		MD000031 ~	M 12x30x5
• 18	X	2050202022	* Footboard <i>Pedana</i>	1		MD000031 ~	
•		2050202102	* Footboard <i>Pedana</i>	1		MD000031 ~	
19		2050201106	* Bracket <i>Blocco Pedana Abbassata</i>	1		MD000031 ~	
20		2050205014	* Pin <i>Perno Pedana Operatore</i>	3		MD000031 ~	
21		1226454	* Pin, Cotter <i>Copiglia</i>	3		MD000031 ~	ø 4x30
22		1120410200	* Spring <i>Molla Blocco Pedana</i>	1		MD000031 ~	
23		1120430400	* Spring <i>Molla Ammortizzatrice Pedana</i>	2		MD000031 ~	
24		2050301291	* Cover, Side (L.H.) <i>Carter Laterale Sx.</i>	1		MD000031 ~	
25		2050301089	* Cover Front <i>Carter frontale</i>	1		MD000031 ~	
26		2050301184	* Cover, Upper (R.H.) <i>Carter Superiore Dx.</i>	1		MD000031 ~	
27		2050302078	* Cover, Side (R.H.) <i>Carter Laterale Dx.</i>	1		MD000031 ~	
28		2050311007	* Sponge <i>Spugna Insonorizzante Carter Dx.</i>	1		MD000031 ~	
29		2050311006	* Sponge <i>Spugna Insonorizzante Carter Sx.</i>	1		MD000031 ~	
30		1284320	* Lock Ass'y <i>Serratura Lunga</i>	3		MD000031 ~	

NOTE

05-01(p1)



KEY		PART No.	DESCRIPTION	Q'TY	CH.	SERIAL No.	REMARKS
No.	S						
31		1010908020	* Bolt <i>Vite TECF</i>	28		MD000031 ~	M 8x20
32		3050307003	* Front Cover Ass'y <i>Montaggio Carter Anteriore</i>	1		MD000031 ~	
33		1081401008	* Nut <i>Inserito Filettato</i>	12		MD000031 ~	M 8
34		6050303011	* Seal <i>Guarnizione Carter Laterale</i>	2		MD000031 ~	L= 290
35		4041000479	* Cover <i>Sportello Vano Portalibretti</i>	1		MD000031 ~	
36		4041000480	* Cover Cooler <i>Carter Radiatore</i>	1		MD000031 ~	
37		2050301288	* Safety Net <i>Rete Protezione</i>	1		MD000031 ~	
38		3292381	* Bolt <i>Vite TBEI</i>	2		MD000031 ~	M 6x15
39		3222138	* Bolt <i>Vite TBEI</i>	1		MD000031 ~	M 8x20
40		1223915	* Nut, Lock <i>Dado Auto bloccante</i>	2		MD000031 ~	M 6
41		6050303006	* Seal <i>Guarnizione Carter Radiatore</i>	2		MD000031 ~	L= 255
42		6050303010	* Seal <i>Guarnizione Carter Radiatore</i>	1		MD000031 ~	L= 385
43		6050303012	* Seal <i>Guarnizione Carter Radiatore</i>	1		MD000031 ~	L= 410
44		2050201303	* Bracket <i>Staffa Fermo Pedana</i>	1		MD000031 ~	
45		2050311011	* Sponge <i>Spugna Insonorizzante Sportello</i>	1		MD000031 ~	
46		2050311008	* Sponge <i>Spugna Insonorizzante Carter Radiatore</i>	2		MD000031 ~	
47		2050311010	* Sponge <i>Spugna Insonorizzante Destra Carter Radiatore</i>	1		MD000031 ~	
48		2050311009	* Sponge <i>Spugna Insonorizzante Sinistra Carter Radiatore</i>	1		MD000031 ~	

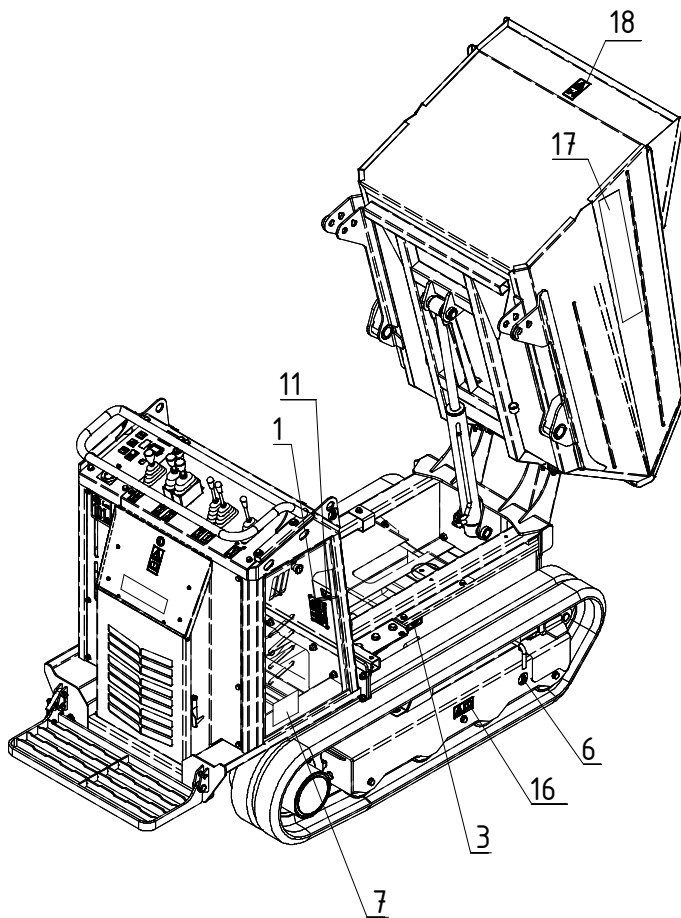
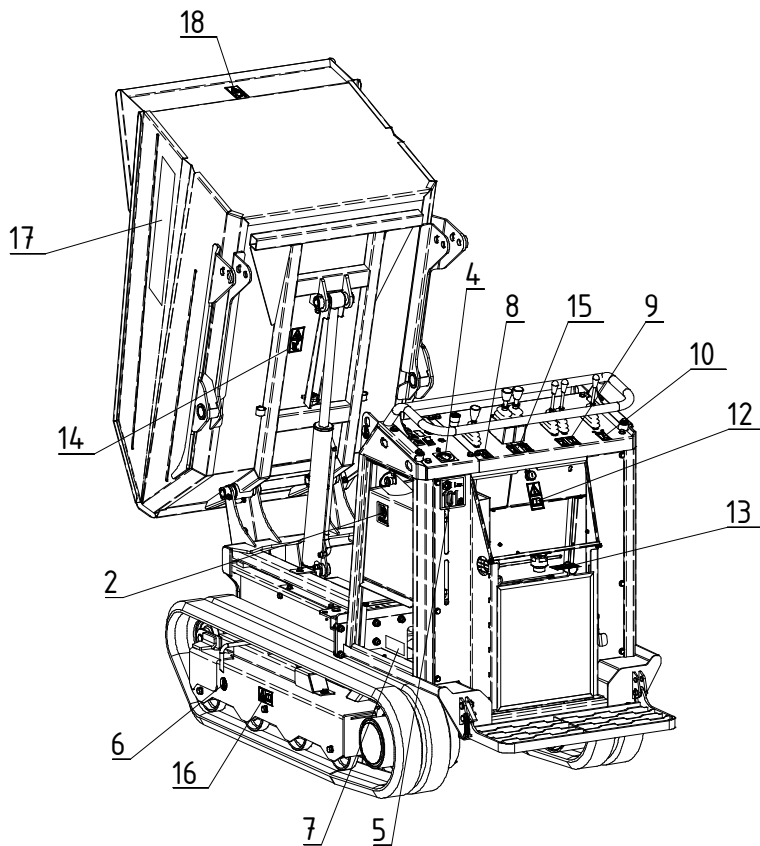
NOTE

05-01(p2)



Documentazione senza certificazione CE
Documentation without CE certificate

MEMO



KEY		PART No.	DESCRIPTION	Q'TY	CH.	SERIAL No.	REMARKS
No.	S						
0	x	3050311001	Plate Ass'y <i>Montaggio Etichette Carry110</i>	1		MD000001 ~	
• 1		3292730	* Name Plate (Serial N°) <i>Targ.Allum.Modello</i>	1	✘	MD000001 ~ *****	
•		2000007006	* Name Plate (Serial N°) <i>Targ.Allum.Modello</i>	1	✘	MD00***** ~	
2		1288243	* Name Plate (Diesel) <i>Etich.Ades. Diesel</i>	1		MD000001 ~	
3		1288971	* Name Plate (Hydraulic Oil) <i>Etich.Ades. Rifornimento Olio Idraulico</i>	1		MD000001 ~	
4		2050207024	* Name Plate (Headset) <i>Etich.Ades. Utilizzo con Cuffie</i>	1		MD000001 ~	
5		3292704	* Name Plate (LWA 101) <i>Etich.Ades. Rumore (LWA 101)</i>	1		MD000001 ~	
6		3262192	* Name Plate (Lifting) <i>Etich.Ades. Punti Aggancio Sollevamento</i>	4		MD000001 ~	
• 7		2050307001	* Name Plate for Machine (Model, Small) <i>Etich.Ades. Logo Carry 110 (Piccola)</i>	2	✘	MD000001 ~ *****	
•		2050307018	* Name Plate for Machine <i>Etich.Ades. Logo Carry 110</i>	2	✘	MD00***** ~	
8		2050307003	* Name Plate (Engine Throttle) <i>Etich.Ades. Acceleratore Carry 110</i>	1		MD000001 ~	
9		2050307005	* Name Plate (Control and Operating) <i>Etich.Ades. Ribaltamento + Pala</i>	1		MD000001 ~	
10		2050307006	* Name Plate (Auxiliary) <i>Etich.Ades. Direzione ausiliari</i>	1		MD000001 ~	
11		2050307007	* Name Plate (Auxiliary Piping Exchange) <i>Etich.Ades. Doppia Mandata Ausiliari</i>	1		MD000001 ~	
12		3251653	* Name Plate <i>Etic. Sicur.Pericolo Generico</i>	1		MD000001 ~	
13		2050207015	* Name Plate <i>Etic. Peric. Superfici Calde</i>	1		MD000001 ~	
14		2050207014	* Name Plate <i>Etic. Peric. Uso Sicurezza Corpi Sospesi</i>	1		MD000001 ~	
15		2050307002	* Name Plate <i>Etic. Peric. Leve Trasferimento</i>	1		MD000001 ~	
16		3251657	* Name Plate <i>Etic. Peri. Attenzone Movim. Cingoli</i>	2		MD000001 ~	
• 17		3292733	* Name Plate (IHIMER - Shadow) <i>Etich.Ades. Logo IHimer Ombra</i>	2	✘	MD000001 ~ *****	
•		2034207055	* Name Plate (KATO IMER 450x60) <i>Etich. A des. KATO IMER 450x60</i>	2	✘	MD00***** ~	
18		2050207013	* Name Plate <i>Etic. Peric. Parti Sospese</i>	1		MD000001 ~	

NOTE

05-02



Documentazione senza certificazione CE
Documentation without CE certificate

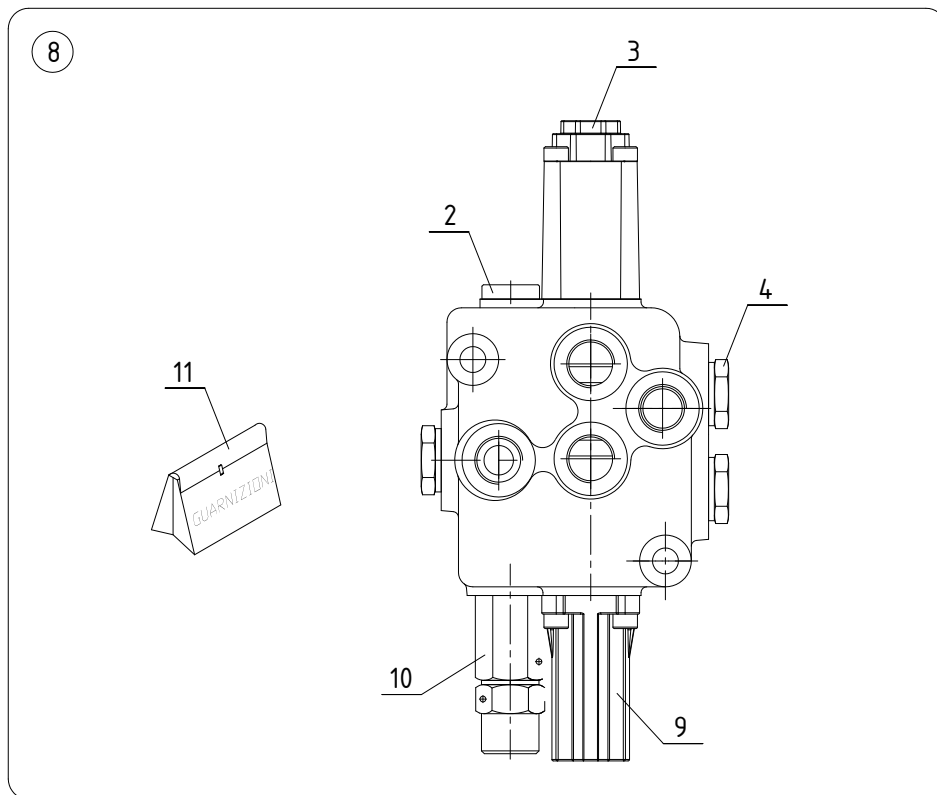
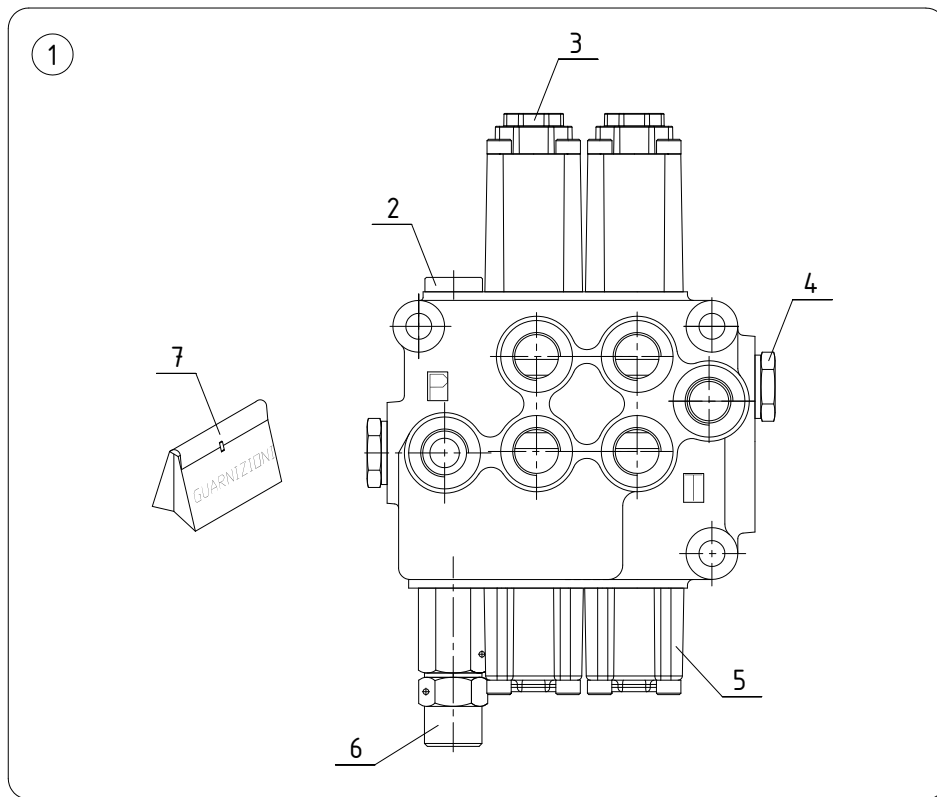
MEMO

SECTION 6
SEZIONE 6

HYDRAULIC INSTRUMENT
STRUMENTAZIONE IDRAULICA

Documentazione senza certificazione CE
Documentation without CE certificate

KATO IMER S.p.A.



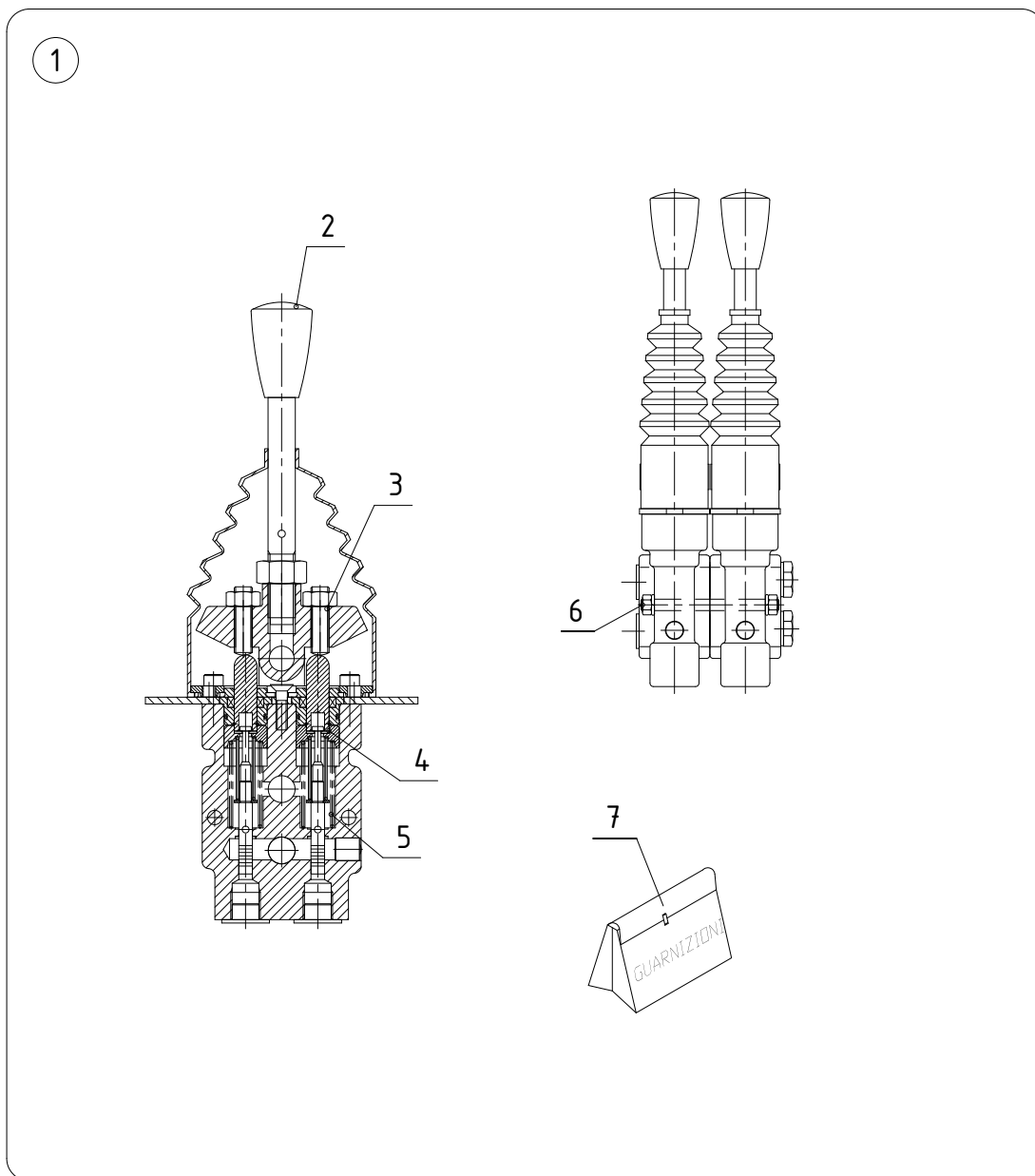
Documentazione senza certificazione CE
 Documentation without CE certificate

KEY		PART No.	DESCRIPTION	Q'TY	CH.	SERIAL No.	REMARKS
No.	S						
1		1150620001	Accessories Control Valve Ass'y <i>Montaggio Distributore Accessori</i>	1		MD000001 ~	Sh.No.3-1
2		4041000451	* Retainer Valve Kit <i>Kit Valvola di Ritegno</i>	1		MD000001 ~	
3		4041000452	* Protected Lever Kit <i>Kit Leva Protetta</i>	2		MD000001 ~	
4		4041000453	* Plug Kit <i>Kit Tappo</i>	2		MD000001 ~	3/8"
5		4041000454	* Spool Return Action <i>Richiamo Corsore</i>	2		MD000001 ~	
6		4041000455	* Valve Overload <i>Valvola Sovraccarico</i>	1		MD000001 ~	170 bar
7		4041000456	* Kit Seal <i>Kit Guarnizioni</i>	1		MD000001 ~	
8		1150620002	Auxiliaries Control Valve Ass'y <i>Montaggio Distributore Ausiliari</i>	1		MD000001 ~	Sh.No.3-1
9		4041000457	* Spool Return Action <i>Richiamo Corsore</i>	2		MD000001 ~	
10		4041000458	* Valve Overload <i>Valvola Sovraccarico</i>	1		MD000001 ~	150 bar
11		4041000459	* Kit Seal <i>Kit Guarnizioni</i>	1		MD000001 ~	

NOTE

06-01





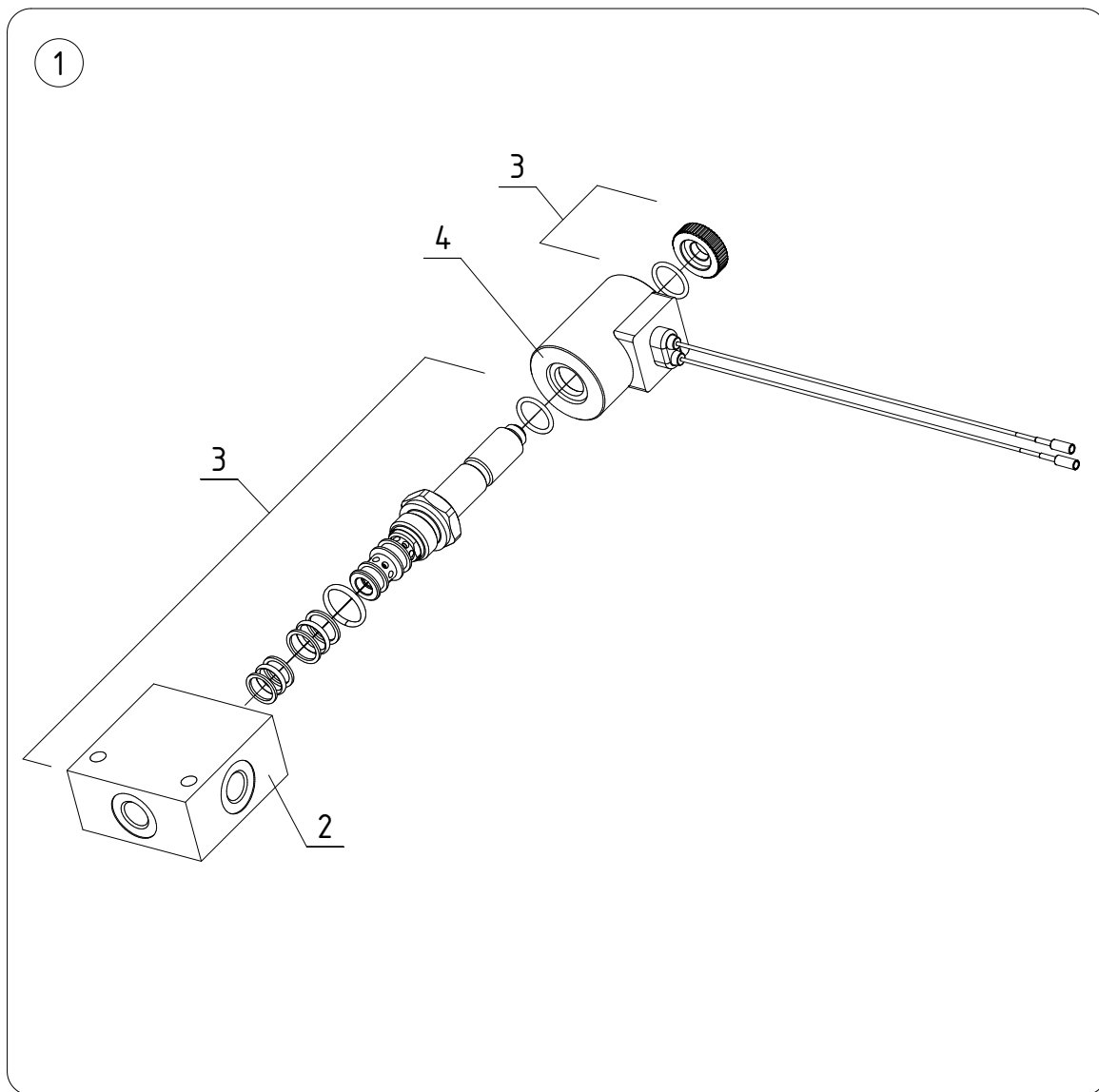
Documentazione senza certificazione CE
 Documentation without CE certificate

KEY		PART No.	DESCRIPTION	Q'TY	CH.	SERIAL No.	REMARKS
No.	S						
1		1150810000	Hydraulic Remote Control Ass'y <i>Montaggio Telecomando Idraulico</i>	1		MD000001 ~	Sh.No.3-1
2		4041000460	* Lever <i>Asta leva</i>	1		MD000001 ~	
3		4041000461	* Command Standard <i>Comando Standard</i>	1		MD000001 ~	
4		4041000462	* Adapter <i>Curva</i>	1		MD000001 ~	
5		4041000463	* Spring <i>Molla Richiamo Stelo</i>	1		MD000001 ~	
6		4041000464	* Kit Assembly <i>Assieme Tirante + Tappi</i>	2		MD000001 ~	
7		4041000465	* Kit Seal <i>Kit Guarnizioni</i>	1		MD000001 ~	

NOTE

06-02





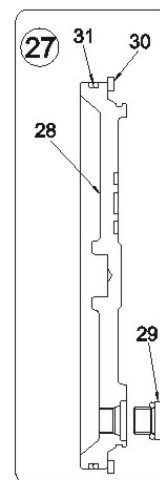
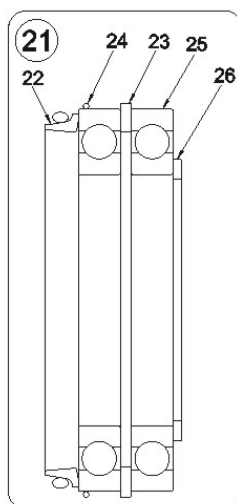
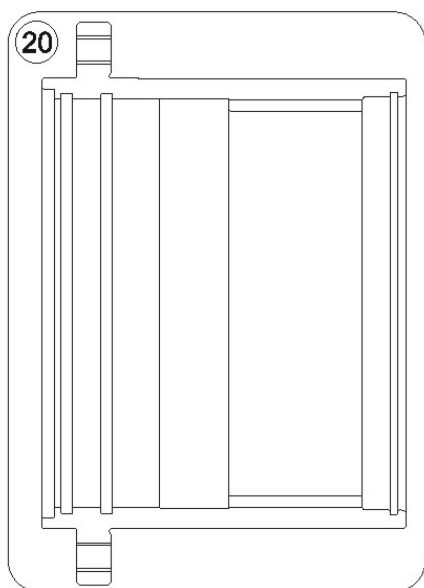
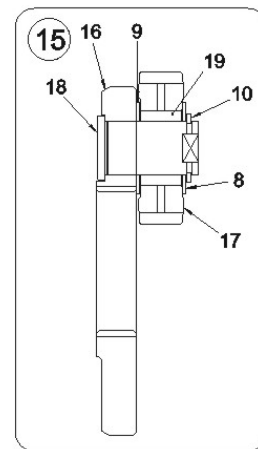
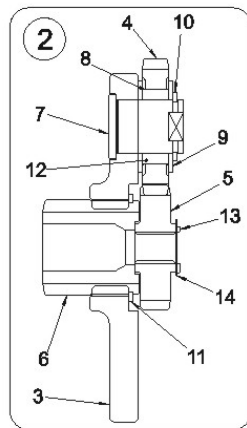
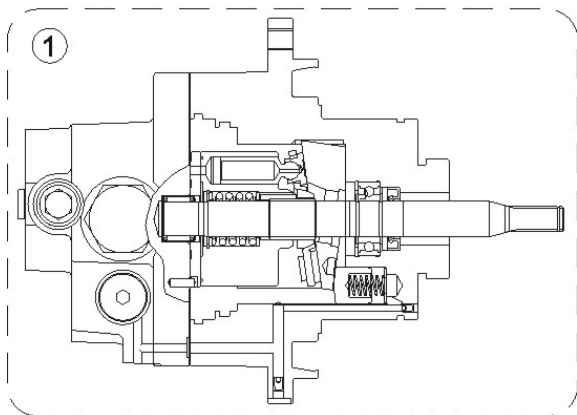
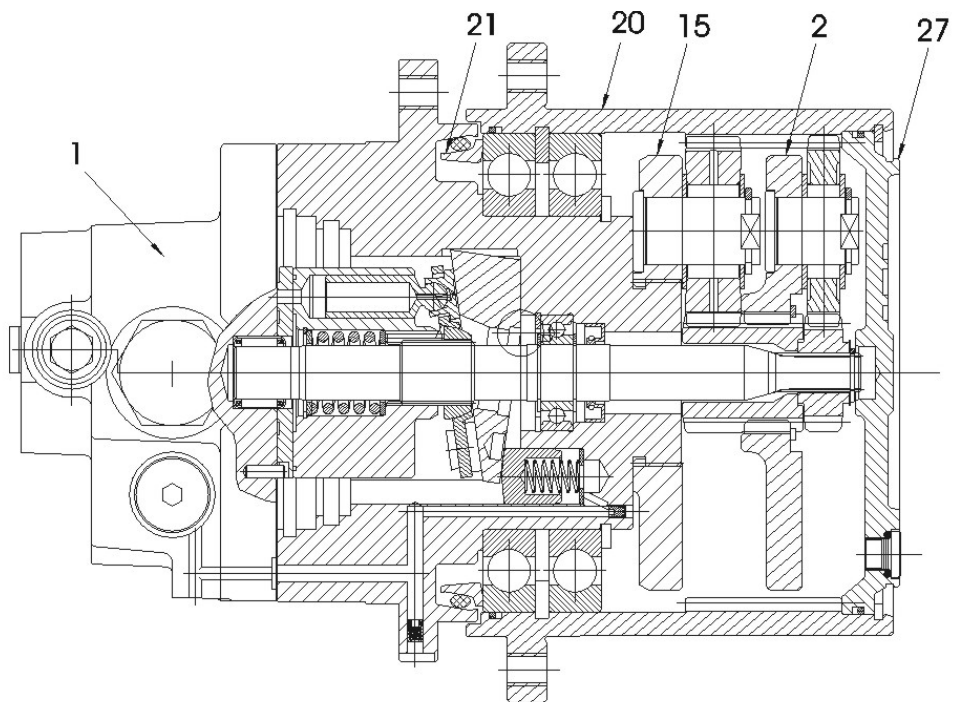
Documentazione senza certificazione CE
Documentation without CE certificate

KEY		PART No.	DESCRIPTION	Q'TY	CH.	SERIAL No.	REMARKS
No.	S						
1		1150370005	High Speed Control Valve Ass'y <i>Montaggio Valvola Doppia Velocità</i>	1		MD000001 ~	Sh.No.3-3
2		4041000466	* Valve Body <i>Corpo Valvola</i>	1		MD000001 ~	
3		4041000467	* Valve <i>Valvola</i>	1		MD000001 ~	
4		4041000468	* Solenoid <i>Solenoide</i>	1		MD000001 ~	

NOTE

06-03



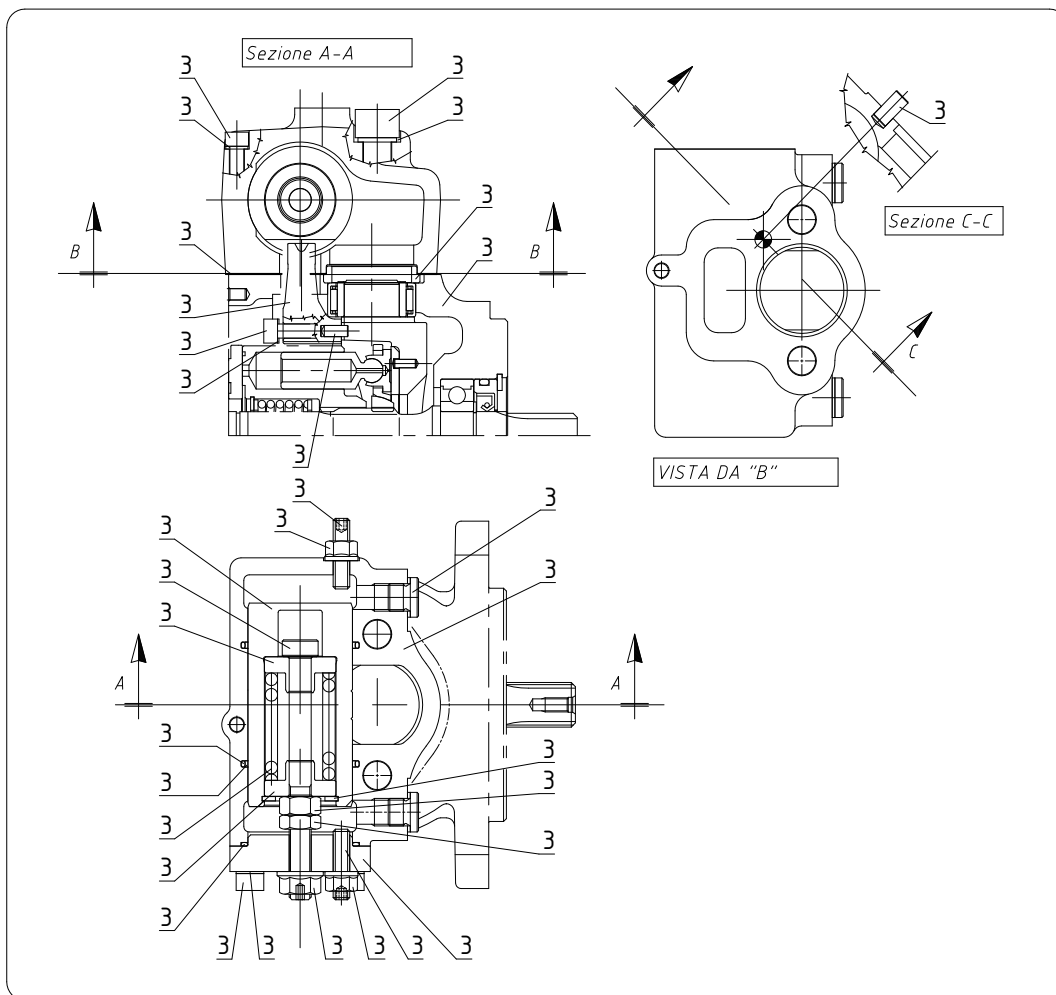
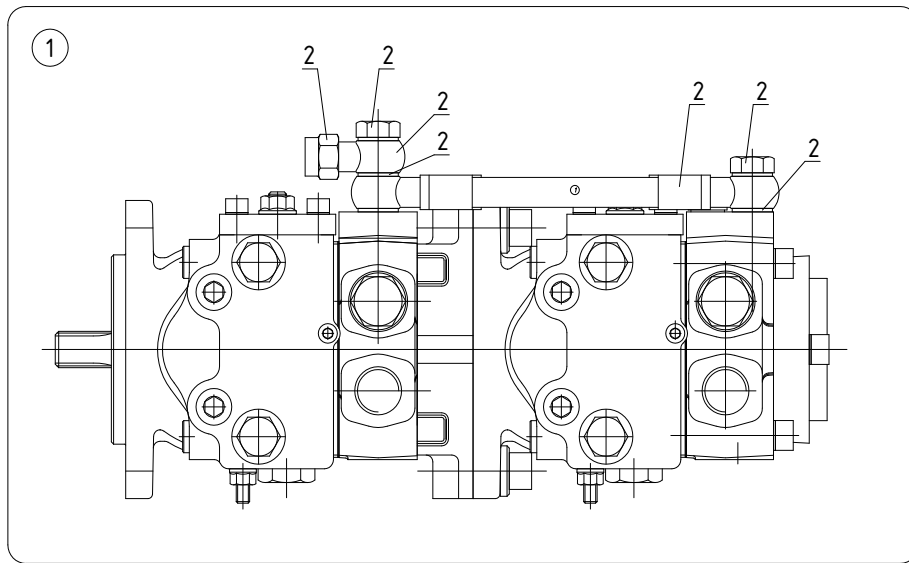


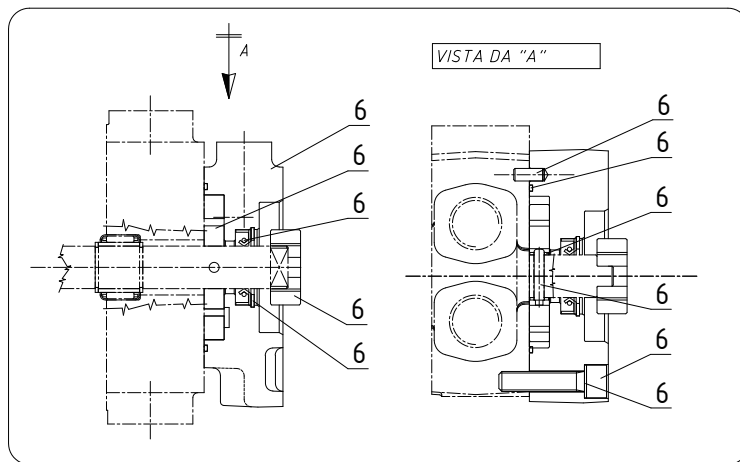
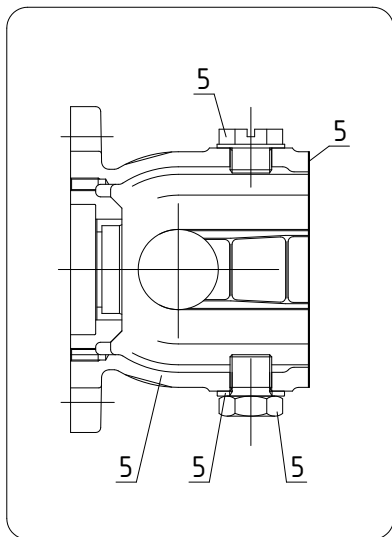
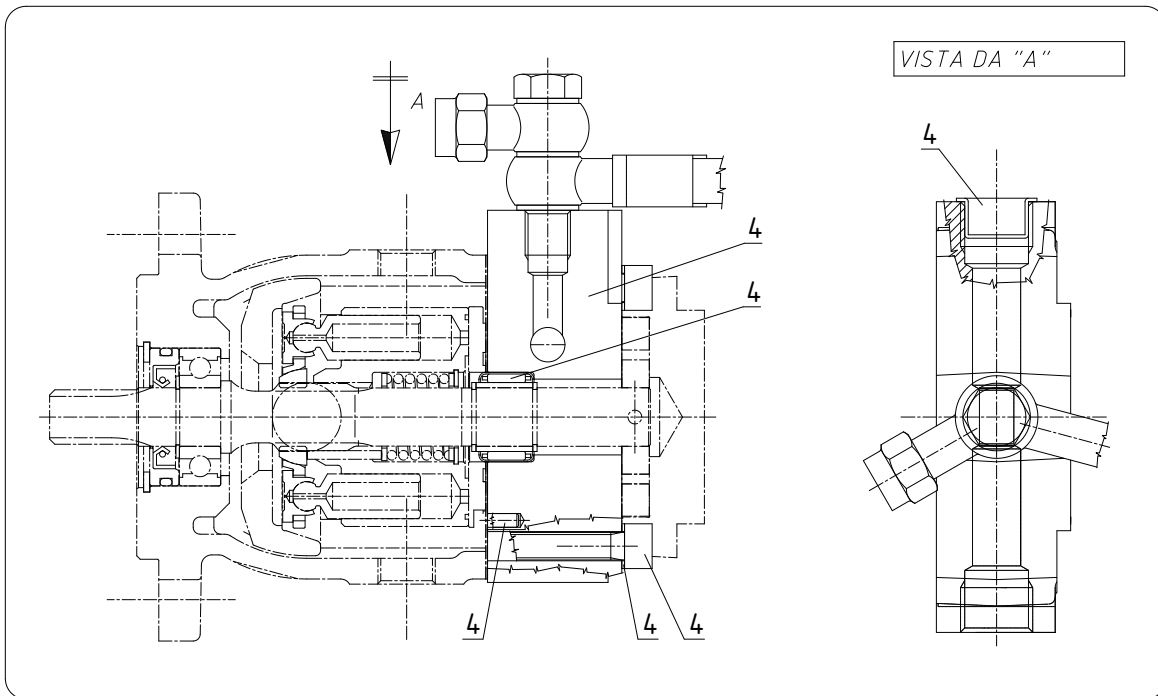
KEY No.	S	PART No.	DESCRIPTION	Q'TY	CH.	SERIAL No.	REMARKS
0		1150120001	Motor Ass'y, Traction <i>Motore trazione</i>		(2)	CM000001 ~	
1		4041000449	* Motor Ass'y <i>Assieme Mozzo - Motore</i>		1	CM000001 ~	
2		4015000159	* Gear Ass'y <i>Portapl.Mont.Mobile+Solare Veloce</i>		1	CM000001 ~	
3	x	*****	* * Carrier <i>Portaplanetario Mobile R.5,6</i>		1	CM000001 ~	
4	x	*****	* * Carrier <i>Ingranaggio Satellite R.5,6</i>		3	CM000001 ~	
5	x	*****	* * Gear <i>Ingranaggio Solare Veloce R.5,6</i>		1	CM000001 ~	
6	x	*****	* * Gear <i>Ingranaggio Solare Lento R.5,6</i>		1	CM000001 ~	
7	x	*****	* * Pin <i>Perno</i>		3	CM000001 ~	
8	x	*****	* * Footstep Bearing Th.1,5 <i>Ralla Planetario Sp.1,5</i>		3	CM000001 ~	
9	x	*****	* * Footstep Bearing Th.1,5 <i>Ralla Con Antirrotazione Sp.1,5</i>		6	CM000001 ~	
10	x	*****	* * Ring Snap <i>Anello Per Albero 20 Uni 7436</i>		6	CM000001 ~	
11	x	*****	* * Ring Snap <i>Anello Per Albero Wr35</i>		6	CM000001 ~	
12	x	*****	* * Needle <i>Rullini Testa Piana 4X10 Din 5402</i>		57	CM000001 ~	
13	x	*****	* * Ring Snap <i>Anello Per Albero 12 Uni 7435</i>		1	CM000001 ~	
14		4015000161	* * Shim Ass'y <i>Assieme Spessori</i>		1	CM000001 ~	
15		4015000162	* Carrier Ass'y <i>Portapl.Mont.Fisso</i>		1	CM000001 ~	
16	x	*****	* * Carrier <i>Portaplanetario R.5,6 Fisso</i>		1	CM000001 ~	
17	x	*****	* * Gear <i>Ingranaggio Satellite R.5,6</i>		3	CM000001 ~	
18	x	*****	* * Pin <i>Perno Con Battuta</i>		3	CM000001 ~	
19	x	*****	* * Needle <i>Rullini Testa Piana 4X15,8 Din 5402</i>		57	CM000001 ~	
20		4041000450	* Casing <i>Scatola Uscita Pgr132 K</i>		1	CM000001 ~	
21		4015000165	* Bearing and Seal Ass'y <i>Assieme Tenute-Cuscinetti</i>		1	CM000001 ~	
22	x	*****	* * Bearing <i>Cuscinetto Lappato Con Tenuta Frontale</i>		1	CM000001 ~	
23	x	*****	* * Ring Snap <i>Anello Per Foro 145 Uni 7437</i>		1	CM000001 ~	
24	x	*****	* * Ring "O" <i>Anello Or 3575 (2,62X145,72)</i>		1	CM000001 ~	
25	x	*****	* * Bearing <i>Cuscinetto Sfere Clb 16019 95X145X16</i>		1	CM000001 ~	
26	x	*****	* * Ring Snap <i>Anello Per Albero 95 Uni 7435</i>		1	CM000001 ~	
27		4015000166	* Cover Ass'y <i>Assieme Coperchio</i>		1	CM000001 ~	
28	x	*****	* * Cover <i>Flangia Chiusura Per Tappi Con Or</i>		1	CM000001 ~	
29	x	*****	* * Plug 1/8 Gas with Ring "O" <i>Tappo 1/8G Con Or</i>		1	CM000001 ~	
30	x	*****	* * Ring Snap <i>Anello Per Foro Br150</i>		1	CM000001 ~	
31	x	*****	* * Ring, "O" <i>Anello Or 3575 (2,62X139,37)</i>		1	CM000001 ~	

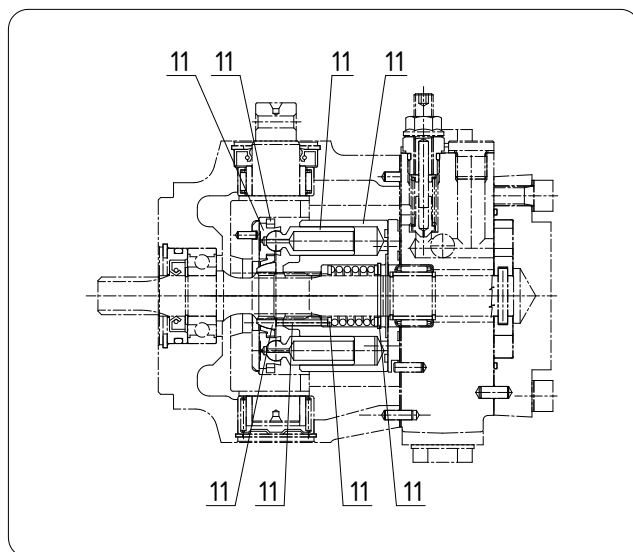
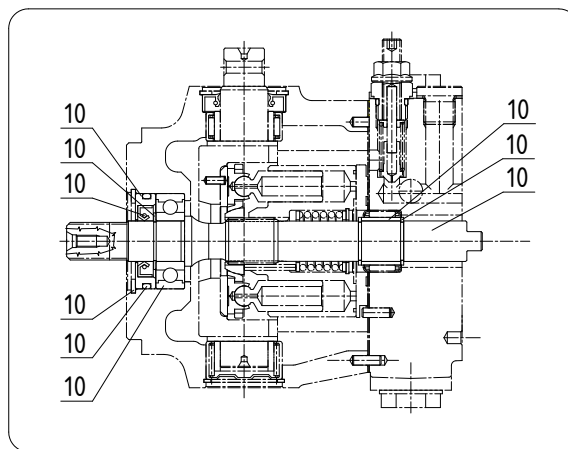
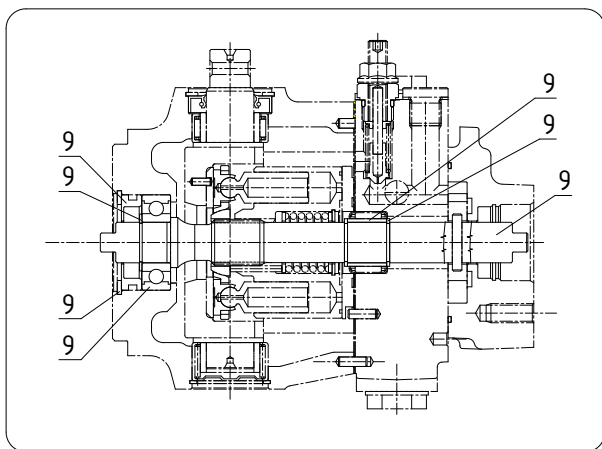
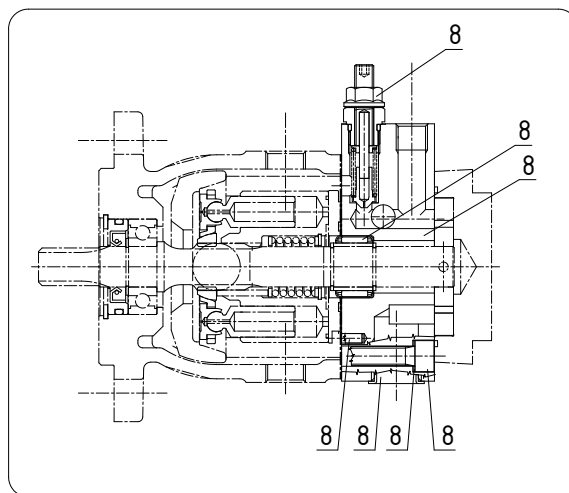
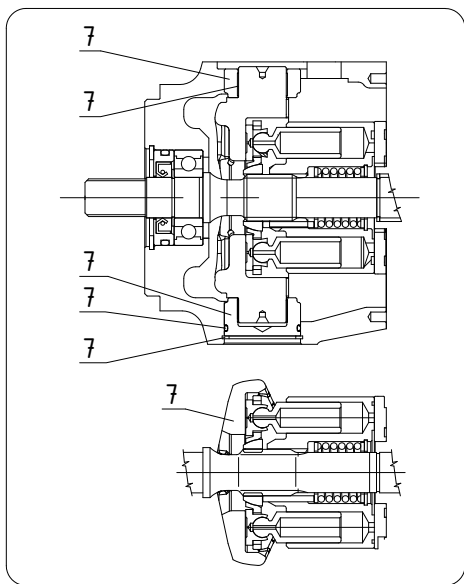
NOTE

06-04









KEY		PART No.	DESCRIPTION	Q'TY	CH.	SERIAL No.	REMARKS
No.	S						
1		1150220000	Pump Ass'y, Oil <i>Pompa Idrostatica V0</i>	1		MD000031 ~	
2		4041000470	* Kit Pipes <i>Kit Tubi di Collegamento Tandem</i>	1		MD000031 ~	
3		4041000469	* Hydraulic Servocontrol <i>Servocomando Idraulico</i>	1		MD000031 ~	
4		4041000471	* Cover gruop <i>Gruppo Coperchio Tandem Primario V0</i>	1		MD000031 ~	
5		4041000472	* Pump Casing <i>Corpo Pompa</i>	1		MD000031 ~	
6		4041000473	* Link <i>Giunto</i>	1		MD000031 ~	
7		4041000474	* Coupling oscillating <i>Oscillante V0 18 Gradi su Boccole</i>	1		MD000031 ~	
8		4041000475	* Cover Ass'y <i>Gruppo Coperchio Tandem Secondario V0</i>	1		MD000031 ~	
9		4041000476	* Shaft T1 Ass'y <i>Gruppo Albero T1 Tandem Secondaria</i>	1		MD000031 ~	
10		4041000477	* Shaft S1 Ass'y <i>Gruppo Albero S1 Tandem Primaria</i>	1		MD000031 ~	
11		4041000478	* Rotating Ass'y <i>Gruppo Rotante a 7 Pistoni</i>	1		MD000031 ~	

NOTE

06-05



Documentazione senza certificazione CE
Documentation without CE certificate

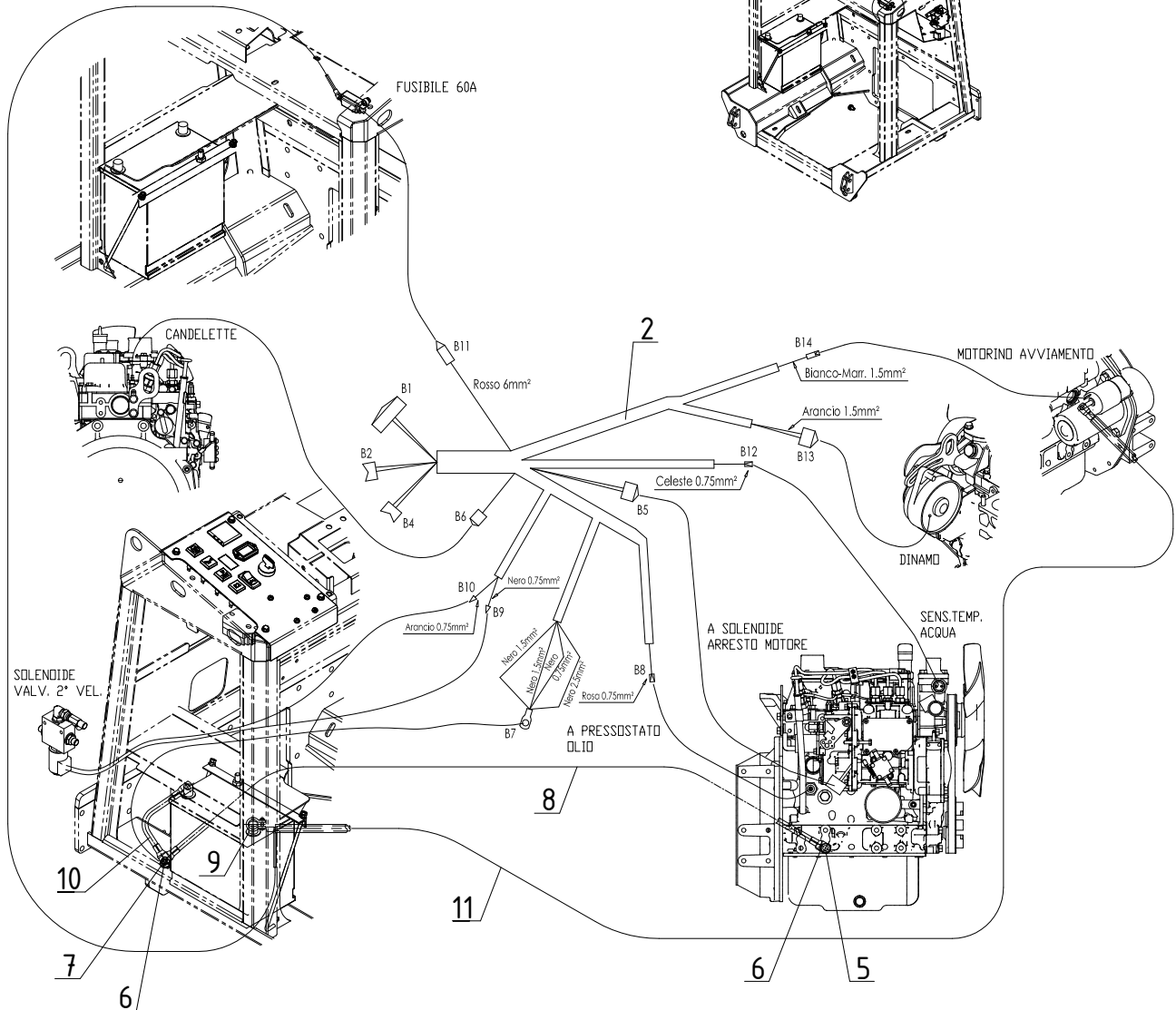
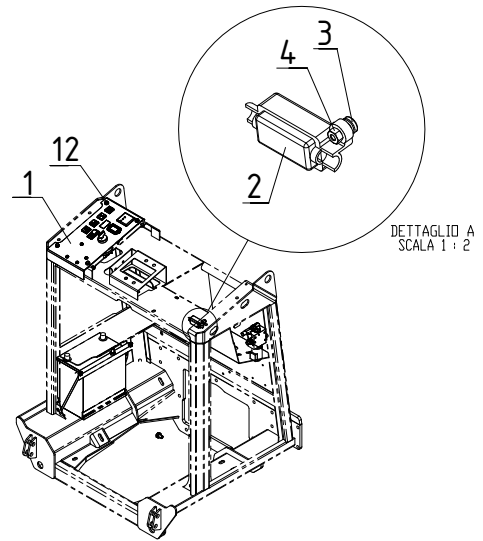
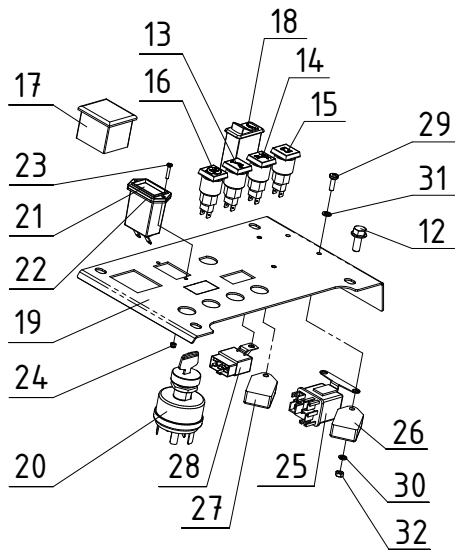
MEMO

SECTION 7
SEZIONE 7

ELECTRIC SYSTEM
IMPIANTO ELETTRICO

Documentazione senza certificazione CE
Documentation without CE certificate

KATO IMER S.p.A.



KEY No.	S	PART No.	DESCRIPTION	Q'TY	CH.	SERIAL No.	REMARKS
0	x	3050309003	Electrical System <i>Montaggio Impianto Elettrico</i>	1		MD000031 ~	
1		3050309004	Electrical System Control Panel <i>Montaggio Pannello Comandi</i>	1		MD000031 ~	
2		2050309003	Electrical System Motor <i>Montaggio Impianto Elettrico Motore YANMAR</i>	1		MD000031 ~	
3		1222845	* Bolt <i>Vite TCBC</i>	2		MD000031 ~	M 5x12
4		1223246	* Nut <i>Dado Esagonale</i>	2		MD000031 ~	M 5
5		1222062	* Bolt <i>Vite TE</i>	1		MD000031 ~	M 10x16
6		1224801	* Washer, Spring <i>Rosetta Grower</i>	2		MD000031 ~	M 10
7		1223650	* Nut <i>Dado Esagonale</i>	1		MD000031 ~	M 10
8		1180104000	* Cable Eart <i>Massa Motore</i>	1		MD000031 ~	L= 500
9		1285530	* Cover Red <i>Copri Terminale Rosso</i>	1		MD000031 ~	
10		2030809000	* Cable Battery <i>Cavo Massa Batteria</i>	1		MD000031 ~	L= 500
11		2050309005	* Cable Starter <i>Cavo Starter</i>	1		MD000031 ~	L= 1050
12		1010908020	* Bolt <i>Vite T ECF</i>	4		MD000031 ~	M 8x20
13		1190100016	* Oil Pressure Warning Lamp <i>Spia Pressione Olio Completa</i>	1		MD000031 ~	
14		1190100022	* Temperature Warning Lamp <i>Spia Temperatura Completa</i>	1		MD000031 ~	
15		1190100017	* Charge Warning Lamp <i>Spia Caricabatteria Completa</i>	1		MD000031 ~	
16		1190100020	* Warning Lamp <i>Spia Candelelte Completa</i>	1		MD000031 ~	
17		1190100023	* Fuser Carrier <i>Portafusibili</i>	1		MD000031 ~	
17 - 1		1170412010	* * Fuse <i>Fusibile</i>	2		MD000031 ~	10A
17 - 2		3272649	* * Fuse <i>Fusibile</i>	1		MD000031 ~	30A
• 18		1190100021	* Button High Speed <i>Pulsante Doppia Velocità</i>	1		MD000031 ~	
• 18 - 1		1190100039	* Switch Body <i>Corpo interruttore</i>	1		MD000031 ~	
19		2050301090	* Bracket <i>Carter Superiore</i>	1		MD000031 ~	
20		1284308	* Switch Ass'y Starter <i>Quadro Accensione</i>	1		MD000031 ~	
20 - 1		1256838	* * Key <i>Chiave</i>	1		MD000031 ~	
21		1284210	* Hour Meter <i>Contatore</i>	1		MD000031 ~	
22		4041000447	* Hour Meter Seal <i>Guarnizione Contatore</i>	1		MD000031 ~	
23		3292515	* Bolt <i>Vite TCBC</i>	2		MD000031 ~	M 3x16
24		2223925	* Nut <i>Dado Autobloccante</i>	2		MD000031 ~	M 3
25		119650-77910	* Relay <i>Relay</i>	1		MD000031 ~	
26		129155-77925	* Timer Glow <i>Timer Candelelte</i>	1		MD000031 ~	
27		129211-77920	* Timer Stop Motor <i>Timer Arresto Motore</i>	1		MD000031 ~	
28		119247-77100	* Hour Meter Relay <i>Relay Contatore</i>	1		MD000031 ~	

NOTE

07-01(p1)



Documentazione senza certificazione CE
Documentation without CE certificate

KEY		PART No.	DESCRIPTION	Q'TY	CH.	SERIAL No.	REMARKS
No.	S						
29		1222846	* Bolt <i>Vite TCBC</i>	4		MD000031 ~	M5x16
30		1224791	* Washer, Spring <i>Rosetta Grower</i>	4		MD000031 ~	M6
31		1224070	* Washer, Flat <i>Rosetta Piana</i>	4		MD000031 ~	M6
32		1223246	* Nut <i>Dado</i>	6		MD000031 ~	M5

NOTE

07-01(p2)



SECTION 8
SEZIONE 8

PARTS INDEX
INDICE DELLE PARTI

Documentazione senza certificazione CE
Documentation without CE certificate

KATO IMER S.p.A.

PARTS No.	Sh. No.	Key No	PARTS No.	Sh. No.	Key No	PARTS No.	Sh. No.	Key No	PARTS No.	Sh. No.	Key No
1010908020	0101	36	1130713012	0202	63	1170412010	0701	17 1	1220624	0401	3
1010908020	0201	19	1130714001	0302	10	1180100008	0402	1	1220625	0301	11
1010908020	0202	32	1130722008	0201	39	1180100011	0402	3	1220625	0302	60
1010908020	0203	20	1130722009	0201	40	1180104000	0701	8	1220626	0401	2
1010908020	0501	31	1130724000	0302	9	1180300005	0402	2	1221153	0302	52
1010908020	0701	12	1130911000	0402	8	1180300005	0402		1221277	0301	13
1010908030	0101	42	1130912001	0302	11	1180300019	0402		1221277	0302	92
1020110045	0202	48	1130912001	0302	19	1180400000	0402	5	1221277	0401	14
1040108020	0302	78	1130912002	0302	20	1180400001	0402	6	1221998	0402	65
1080811000	0201	25	1130912004	0302	22	1180400002	0402	7	1222006	0402	17
1081100045	0202	41	1130912005	0302	12	1180500000	0402	57	1222011	0402	25
1081401008	0302	90	1130912006	0302	13	1180500016	0402		1222013	0302	71
1081401008	0501	33	1130912007	0302	23	1190100016	0701	13	1222027	0402	23
1090000010	0302	86	1130912008	0302	24	1190100017	0701	15	1222027	0501	3
1090000020	0201	24	1130912009	0302	25	1190100020	0701	16	1222030	0302	77
1090200012	0501	17	1130913005	0302	28	1190100021	0701	18	1222031	0101	13
1100123020	0102	5	1130914001	0302	27	1190100022	0701	14	1222031	0302	75
1100123025	0102	12	1130915001	0302	26	1190100023	0701	17	1222031	0302	
1100377045	0202	39	1140213401	0202	58	1190100039	0701	18 1	1222031	0402	21
1101112001	0201	2	1140213401	0401	7	1190300002	0101	30	1222032	0202	11
1101112001	0202	35	1140224300	0302	34	1190500008	0203	40	1222034	0302	76
1101112003	0202	2	1140413301	0202	55	1190500009	0203	42	1222034	0302	
1101121001	0203	17	1140413303	0301	9	1190500010	0203	43	1222034	0402	20
1110110052	0102	13	1140440000	0201	34	1190500011	0203	41	1222037	0203	31
1110220005	0201	9	1140440001	0303	5	1190900009	0302	40	1222037	0501	4
1110530480	0402	41	1140616000	0302	53	119247-77100	0701	28	1222047	0402	24
1120403001	0101	2	1140713200	0301	12	119650-77910	0701	25	1222052	0201	16
1120410200	0501	22	1140713300	0301	5	1219559	0202	59	1222052	0202	12
1120430400	0501	23	1141015000	0302	56	1219567	0202	31	1222052	0203	5
1120500001	0402	4	1141015001	0302	57	1219602	0302	51	1222059	0101	41
1120810100	0402	69	1141210000	0302	35	1220016	0302	54	1222059	0102	8
1120820100	0402	62	1141210000	0401	8	1220018	0101	22	1222059	0402	19
1120820101	0402	63	1141210004	0302	93	1220019	0302	55	1222061	0101	12
1130130009	0401	11	1141513000	0202	65	1220080	0403	11	1222061	0302	83
1130130010	0302	1	1141513001	0202	66	1220118	0302	69	1222062	0701	5
1130130011	0302	4	1150100003	0202	45	1220136	0302	64	1222065	0203	29
1130130012	0302	18	1150120001	0101	29	1220138	0302	65	1222065	0402	18
1130130013	0302	5	1150120001	0604	0	1220138	0401	6	1222069	0203	4
1130130014	0302	6	1150211003	0401	9	1220140	0302	66	1222069	0501	2
1130130015	0302	21	1150220000	0401	1	1220140	0401	5	1222071	0402	22
1130130018	0302		1150220000	0605	1	1220185	0302	91	1222077	0203	6
1130130019	0302		1150310000	0301	8	1220200	0202	29	1222095	0402	39
1130512031	0302	94	1150330001	0202	46	1220200	0203	21	1222120	0501	5
1130613000	0302	14	1150370002	0302	36	1220200	0302	62	1222230	0302	79
1130613001	0302	15	1150370005	0303	1	1220205	0302	61	1222241	0202	49
1130613002	0302	16	1150370005	0603	1	1220300000	0302	41	1222246	0402	46
1130613003	0302	17	1150410088	0302		1220300000	0402	67	1222252	0101	32
1130712000	0302	7	1150410117	0302	89	1220411050	0201	6	1222254	0402	47
1130712005	0302	8	1150430008	0302	3	1220420030	0501	15	1222691	0202	13
1130712006	0201	37	1150430010	0401	4	1220420050	0402	49	1222728	0201	26
1130712007	0201	38	1150440064	0202	38	1220604	0401	10	1222745	0101	28
1130712008	0201	42	1150510001	0302	37	1220606	0302	58	1222845	0701	3
1130712008	0202	68	1150510004	0302	39	1220608	0101	24	1222846	0701	29
1130712009	0202	27	1150620001	0301	10	1220608	0202	54	1222906	0201	28
1130712010	0202	28	1150620001	0601	1	1220608	0301	7	1222914	0202	57
1130712011	0203	23	1150620002	0301	4	1220610	0101	23	1223246	0701	4
1130712012	0203	24	1150620002	0601	8	1220610	0301	2	1223246	0701	32
1130713008	0302	2	1150810000	0301	1	1220610	0303	3	1223280	0302	74
1130713011	0202	62	1150810000	0602	1	1220623	0302	59	1223280	0402	29

PARTS No.	Sh. No.	Key No	PARTS No.	Sh. No.	Key No	PARTS No.	Sh. No.	Key No	PARTS No.	Sh. No.	Key No
1223570	0101	18	1224791	0302	73	2050204007	0102	6	2050302035	0202	1
1223570	0201	13	1224791	0402	26	2050204008	0302	42	2050302036	0202	3
1223570	0202	14	1224791	0701	30	2050204015	0202	40	2050302037	0202	7
1223570	0203	10	1224794	0101	16	2050205007	0101	3	2050302038	0101	4
1223570	0302	70	1224794	0202	21	2050205009	0102	7	2050302042	0101	5
1223570	0402	31	1224794	0203	33	2050205010	0102	19	2050302061	0203	37
1223570	0403	18	1224794	0302	82	2050205011	0201	23	2050302062	0203	44
1223570	0501	12	1224794	0302		2050205012	0202	10	2050302063	0203	45
1223650	0201	32	1224794	0402	28	2050205012	0203	3	2050302064	0203	39
1223650	0202	15	1224794	0501	10	2050205014	0501	20	2050302065	0203	38
1223650	0203	9	1224801	0101	15	2050205016	0201	17	2050302066	0203	28
1223650	0302	88	1224801	0201	31	2050205016	0202	9	2050302067	0203	26
1223650	0402	30	1224801	0202	19	2050205031	0202	8	2050302068	0203	46
1223650	0501	11	1224801	0203	12	2050206007	0102	11	2050302069	0203	47
1223650	0701	7	1224801	0302	87	2050207013	0202	61	2050302070	0203	48
1223700	0201	12	1224801	0401	12	2050207013	0502	18	2050302071	0203	1
1223700	0202	16	1224801	0402	27	2050207014	0502	14	2050302075	0302	43
1223700	0203	11	1224801	0501	9	2050207015	0502	13	2050302076	0102	2
1223700	0501	13	1224801	0701	6	2050207024	0502	4	2050302078	0501	27
1223841	0101	17	1224803	0201	15	2050208003	0201	33	2050302079	0402	43
1223915	0501	40	1224803	0202	20	2050208004	0202	4	2050302080	0402	44
1223920	0201	10	1224803	0203	13	2050208011	0201	22	2050302081	0402	50
1223920	0203	16	1225744	0302	90	2050208027	0201		2050302082	0402	51
12240018	0403	1	1225744	0402	16	2050208028	0201		2050302083	0402	52
1224070	0202	51	1225748	0402	15	2050208029	0202		2050302084	0402	53
1224070	0302	72	1225820	0403	16	2050301040	0201	7	2050302085	0101	39
1224070	0402	35	1225822	0403	17	2050301089	0501	25	2050302094	0203	
1224070	0701	31	1226454	0501	21	2050301090	0701	19	2050302095	0203	
1224083	0202	24	1230680	0201	18	2050301100	0101	34	2050302096	0203	
1224083	0203	32	1230680	0202	17	2050301108	0101	35	2050302097	0203	52
1224083	0302	80	1237979	0402	42	2050301168	0201	8	2050302098	0203	
1224083	0302		1239453	0402	64	2050301168	0203	19	2050302099	0203	
1224083	0402	36	1239655	0402	61	2050301179	0202	47	2050302100	0203	
1224083	0501	7	1256838	0701	20	2050301184	0501	26	2050302101	0302	
1224085	0101	19	1272271	0402	12	2050301185	0101	37	2050303000	0202	36
1224085	0302	81	1284210	0701	21	2050301186	0101	38	2050304003	0101	6
1224085	0302		1284308	0701	20	2050301276	0402	45	2050304005	0203	49
1224085	0402	33	1284320	0501	30	2050301277	0402	54	2050304006	0203	35
1224085	0403	19	1285530	0701	9	2050301278	0402	55	2050304007	0203	36
1224085	0501	16	1288243	0502	2	2050301279	0402	66	2050304009	0302	47
1224103	0101	14	1288971	0502	3	2050301288	0501	37	2050304011	0302	
1224103	0201	30	129155-77925	0701	26	2050301290	0402	56	2050305000	0102	14
1224103	0202	50	129211-77920	0701	27	2050301291	0501	24	2050305001	0101	7
1224103	0203	7	2000007006	0502		2050301301	0101		2050305001	0102	17
1224103	0302	85	2020808005	0303	4	2050301302	0101		2050305002	0202	37
1224103	0402	34	2030807012	0202	26	2050302000	0201	3	2050306000	0101	26
1224103	0501	6	2030809000	0701	10	2050302001	0201	1	2050306002	0102	4
1224104	0102	9	2030811006	0402	60	2050302002	0201	21	2050307001	0203	51
1224104	0201	29	2030811030	0403	15	2050302003	0201	20	2050307001	0502	7
1224104	0202	18	2030811031	0402	40	2050302004	0201	27	2050307002	0502	15
1224104	0402	32	2034207055	0203		2050302005	0101	1	2050307003	0502	8
1224121	0202	23	2034207055	0502		2050302012	0403	9	2050307005	0502	9
1224121	0203	8	2050007001	0202	60	2050302013	0501	1	2050307006	0502	10
1224121	0501	8	2050201041	0101	33	2050302014	0102	16	2050307007	0502	11
1224125	0203	34	2050201092	0203	15	2050302015	0501	14	2050307018	0502	
1224221	0201	14	2050201106	0501	19	2050302028	0403	10	2050308000	0201	4
1224398	0203	18	2050201303	0501	44	2050302029	0101	40	2050308002	0302	45
1224490	0402	37	2050202022	0501	18	2050302030	0101	40	2050308005	0203	2
1224791	0202	52	2050202102	0501		2050302034	0202	34	2050308006	0302	44

PARTS No.	Sh. No.	Key No	PARTS No.	Sh. No.	Key No	PARTS No.	Sh. No.	Key No	PARTS No.	Sh. No.	Key No
2050308007	0302	46	3251845	0201	36	4041000464	0602	6			
2050308009	0201		3251845	0202	30	4041000465	0602	7			
2050308010	0203		3251845	0203	22	4041000466	0603	2			
2050309003	0701	2	3251845	0301	3	4041000467	0603	3			
2050309005	0701	11	3251845	0302	67	4041000468	0603	4			
2050310000	0402	11	3251845	0303	2	4041000469	0605	3			
2050310001	0101	31	3251845	0403	2	4041000470	0605	2			
2050310002	0402	10	3251846	0101	20	4041000471	0605	4			
2050311000	0402	14	3251846	0202	56	4041000472	0605	5			
2050311003	0403	13	3251846	0301	6	4041000473	0605	6			
2050311004	0403	14	3251846	0302	68	4041000474	0605	7			
2050311006	0501	29	3262192	0502	6	4041000475	0605	8			
2050311007	0501	28	3272649	0701	17	2	4041000476	0605	9		
2050311008	0501	46	3292381	0501	38		4041000477	0605	10		
2050311009	0501	48	3292515	0701	23		4041000478	0605	11		
2050311010	0501	47	3292605	0101	27		4041000479	0501	35		
2050311011	0501	45	3292605	0302	84		4041000480	0501	36		
2222145	0203	30	3292704	0502	5		4041000482	0203	27		
2222989	0302	63	3292730	0502	1		4041000483	0201	4	1	
2223925	0701	24	3292733	0203	50		4041000483	0203	2	1	
2228360	0402	48	3292733	0502	17		4041000488	0203	53		
3050301001	0501	0	3292743	0201	41		4041000489	0203	54		
3050303002	0402	0	3292743	0202	67		4041000496	0101	9	1	
3050303003	0402	0	1	3292743	0203	25		4041000496	0102	1	1
3050304001	0403	0	3292743	0302	48		4041000497	0101	9		
3050305000	0302	0	3292744	0201	35		4041000497	0102	1		
3050305004	0301	0	3292744	0202	33		4041000519	0201			
3050305004	0302	32	3292744	0302	49		4041000519	0201			
3050305005	0302	33	4015000159	0604	2		4041000520	0202			
3050305005	0303	0	4015000161	0604	14		4041000522	0201			
3050305007	0302	31	4015000162	0604	15		4041000522	0203			
3050305007	0401	0	4015000165	0604	21		5180201000	0201	0		
3050305008	0301	0	1	4015000166	0604	27		5180201001	0201	0	1
3050305008	0302	29		4022000062	0402	2	1	5180201002	0203	0	
3050305009	0301	0	2	4022000071	0302	37	1	5180202000	0202	0	
3050305009	0302	30		4041000394	0201	5		5180202001	0202	0	1
3050307003	0501	32		4041000394	0202	6		6050202000	0101	10	
3050307004	0501	0	1	4041000395	0201	22	1	6050202000	0102	10	
3050309003	0701	0		4041000395	0201	33	1	6050203008	0202	64	
3050309004	0701	1		4041000423	0202	5		6050302000	0101	11	
3050311001	0502	0		4041000424	0202	4	1	6050302000	0102	18	
3206635	0202	42		4041000425	0202	46	1	6050302001	0101	8	
3210466	0202	43		4041000445	0402	5	1	6050302001	0102	15	
3210467	0202	44		4041000447	0701	22		6050302002	0102	3	
3210738	0401	13		4041000449	0604	1		6050303000	0402	9	
3213177	0202	53		4041000450	0604	20		6050303004	0403	12	
3222138	0501	39		4041000451	0601	2		6050303006	0501	41	
3242419	0201	11		4041000452	0601	3		6050303008	0402	13	
3242419	0202	22		4041000453	0601	4		6050303009	0302	50	
3242419	0203	14		4041000454	0601	5		6050303010	0501	42	
3250717	0402	58		4041000455	0601	6		6050303011	0501	34	
3250729	0402	59		4041000456	0601	7		6050303012	0501	43	
3250778	0402	38		4041000457	0601	9		6050303013	0403	3	
3250993	0302	38		4041000458	0601	10		6050303014	0403	4	
3251653	0502	12		4041000459	0601	11		6050303015	0403	5	
3251657	0502	16		4041000460	0602	2		6050303016	0403	6	
3251728	0202	25		4041000461	0602	3		6050303017	0403	7	
3251820	0101	25		4041000462	0602	4		6050303018	0403	8	
3251845	0101	21		4041000463	0602	5		6050303020	0402	68	