



[Click Here To View](#)
[Item at](#)

www.GapPower.com

*Sales • Rentals
Parts & Service*

TAKEUCHI

Those in the know, know Takeuchi

OPERATING PERFORMANCE

Operating Weight	Canopy	8,311 lbs (3,770 kg)
	Standard machine with bucket	Cab
		8,609 lbs (3,905 kg)
Tipping Load		5,400 lbs (2,450 kg)
Rated Operating Capacity, SAE J818*		1,885 lbs (855 kg)
Operating Load at 50% of Tipping Load		2,700 lbs (1,225 kg)
Rated Op Capacity, Opt. Counterweight		2,149 lbs (975 kg)
Bucket Breakout Force		6,728 lbs (3,051 kg)
Lift Arm Breakout Force		6,709 lbs (3,079 kg)
Traction Force		9,106 lbs (4,130 kg)
Capacity SAE Heaped (Optional Bucket)		14 cu ft (0.39 m ³)
Cycle Time		
Raise Full Load		4.0 Seconds
Lower No Load		2.7 Seconds
Dump Full Load		2.6 Seconds
Curl No Load		2.0 Seconds

*Operating capacity of compact track loaders is rated according to SAE J818 at no more than 35% of the tipping load

ENGINE

Make / Model	Kubota / V3307D1-Turbo
Cylinders / Displacement	4 / 203 cu in (3.3 L)
Horsepower Gross (SAE J1995)	71.0 hp (53 Kw)
Horsepower Net (SAE J1349)	68.4 hp (51 Kw)
Rated Engine Speed	2500 rpm
Maximum Torque	182 ft-lb @ 1600 rpm (248 Nm)
Engine Lubrication	11.2 qt (11.8 L)
Cooling System	13.7 qt (13.0 L)
Fuel Tank Capacity	19.8 gal (75.0 L)
Fuel Consumption, 65% of full load	2.64 gal / hr (9.9 L / hr)
Electrical System	12 volts / 60 amps

UNDERCARRIAGE

Track Drive Type	Hydrostatic Drive System w/ Double Reduction Planetary Final Drive
Parking Brake	Spring Applied, Hydraulically Released, Multiple Wet Friction Disc
Track Roller Type	Large Outside Running, Permanently Sealed Rollers w/ Material Face Seals
Track Rollers	5 per side
Track Width	12.6 in (320 mm)
Track Ground Contact Length	54.7 in (1,390 mm)
Ground Pressure	Canopy 5.4 psi Cab 5.6 psi
Maximum Travel Speed	
Low	4.5 mph (7.4 km / hr)
High	6.8 mph (11.0 km / hr)

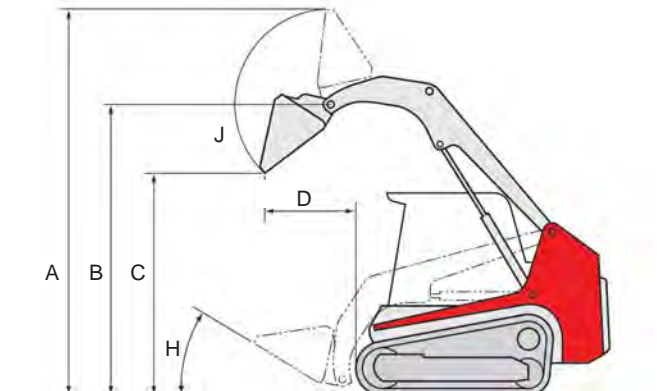
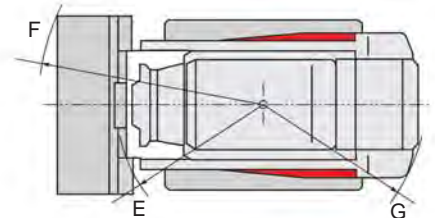
HYDRAULIC

Hydraulic Reservoir Capacity	10.6 gal (39.0 L)
Hydraulic System Capacity	15.3 gal (58.0 L)
Auxiliary Flow	18.0 gpm (68.0 L / min)
Auxiliary Hydraulic Pressure	3000 psi (20.6 mpa)



WORKING DIMENSIONS

A. Overall Operating Height	12 ft 9.7 in (3,905 mm)
B. Maximum Lift Height to Bucket Pin	9 ft 11 in (3,030 mm)
C. Dump Height Fully Raised	7 ft 9 in (2,370 mm)
D. Dump Reach Fully Raised	2 ft 4.7 in (730 mm)
E. Clearance Circle without Bucket	4 ft 6 in (1,375 mm)
F. Clearance Circle with Bucket	6 ft 10 in (2,080 mm)
G. Clearance Circle, Rear	5 ft 2.7 in (1,590 mm)
H. Max. Bucket Rollback at Ground Level	30°
J. Dump Angle Fully Raised	38.5°



Product Features

ENGINE

- ◆ EPA Interim Tier 4 Turbocharged Engine
- ◆ Automatic Fuel Bleed System
- ◆ Extended Life Coolant
- ◆ Dual Element Air Cleaner, with Standard Pre-Cleaner

ELECTRICAL

- ◆ Electronic Monitoring System that includes Fuel, Coolant , and Temperature Gauges
- ◆ 12 volt System with 60 amp Alternator
- ◆ Halogen Work Lights, Front and Rear
- ◆ Engine Preheat
- ◆ Hour Meter
- ◆ Back-Up Alarm

UNDERCARRIAGE AND FRAME

- ◆ Permanently Sealed, Steel Track Rollers with Precision Metal Face Seals
- ◆ All Welded Track Frame with Multiple Cross Members
- ◆ 2-Speed Travel
- ◆ 12.6" Rubber Track with Integrated Steel Cables and Forged Steel Inserts
- ◆ Grease Type Track Adjuster

HYDRAULIC

- ◆ Cushioned Boom Cylinders
- ◆ Pilot Controls
- ◆ Electrohydraulic Push Button and Proportional Control of Auxiliary Hydraulics with Standard Detent and Selectable One-Way Operation
- ◆ Standard Flat Face Coupler Body
- ◆ 14-Pin Connector with Push Button Control
- ◆ Hydraulic Self Leveling

WORKING EQUIPMENT

- ◆ Radial Boom Design
- ◆ Mechanical Bucket Quick Coupler
- Hydraulic Bucket Quick Coupler
- 67" HD Smooth Lip Dirt Bucket (14 ft³)
- 67" HD Dirt Bucket with (7) Teeth (14 ft³)
- 7' Six Way Dozer Blade
- 48" HD Pallet Forks and Frame
- Counterweight Kit (350 lbs)

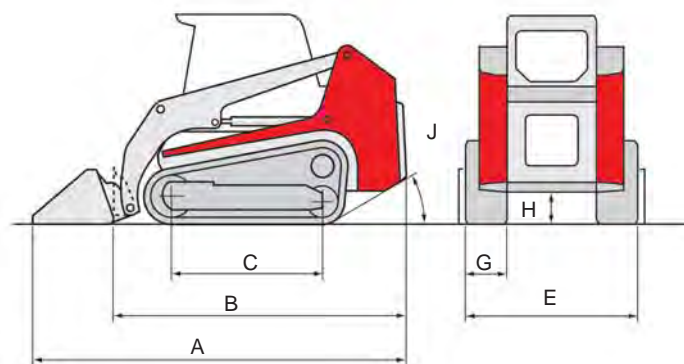
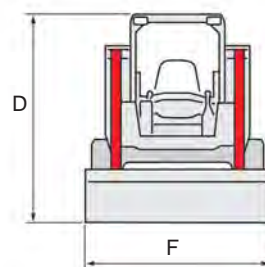
OPERATOR'S STATION

- ◆ Tilt-up Operator Station
- ◆ Pilot Operated Controls
- ◆ Six Way Adjustable Suspension Seat
- ◆ Rear Pivoting Seat Bar with Integrated Arm Rest
- ◆ ROPS / FOPS Structure
- ◆ 2" Retractable Seat Belt
- 3" Seat Belt
- Enclosed Cab with Air Conditioner, Heat, Defrost, Wiper, Deluxe AM / FM / MP3 Radio, Front Glass with Cylinder Assisted Lift

◆ - Standard ○ - Optional

MACHINE DIMENSIONS

A. Transport Length	11 ft 5 in (3,480 mm)
B. Machine Length	8 ft 11 in (2,740 mm)
C. Track Ground Contact Length	4 ft 6.7 in (1,390 mm)
D. Overall Height, Canopy	6 ft 11.9 in (2,130 mm)
Cab	7 ft 4 in (2,235 mm)
E. Overall Width without Bucket	5 ft 2 in (1,580 mm)
F. Recommended Bucket Width	67.5 in (1,714 mm)
G. Track Width	12.6 in (320 mm)
H. Ground Clearance	12.1 in (310 mm)
J. Angle of Departure	30°



TAKEUCHI
Those in the know, know Takeuchi