





Click Here To View
Item at

www.GapPower.com

*Sales • Rentals
Parts & Service*

HILMAN ROLLERS

WWW.HILMANROLLERS.COM



**STANDARD
LOAD
ROLLERS
FOR HEAVY
MOVING**

**DELUXE KITS, COMPLETE SETS
AND INDIVIDUAL ROLLERS**



HILMAN ROLLERS DELUXE KITS or PREPACKAGED COMPLETE SETS are ideal for all kinds of heavy equipment moving, machinery installation and maintenance. Kits include everything needed to make those heavy moves: (4) professional quality Swivel-Locking Rollers* and two full-length Steering Handles in a sturdy, heavy gauge steel storage case. Complete sets contain the same rollers and handles but are provided without the kit box. *Swivel-Locking Rollers not available in sizes smaller than 3.75 tons each

STEEL CHAIN-ACTION ROLLERS MOVE EQUIPMENT OVER ORDINARY FLOORS

OUR MOST POPULAR MODELS



EASY AND SAFE TO USE! Just lift the load, set the Rollers, and move. The recirculating chains on the **HILMAN ROLLERS** provide controllable heavy moving, right on ordinary concrete floors. Fully directional swivel tops allow equipment positioning in the tightest quarters. The 3 and 8 ton Kits and Sets feature Swivel Padded Rollers. The 15 ton and higher Kits and Sets are available with your choice of Swivel-Locking Padded Rollers or Rollers with Swivel-Locking Diamond steel grid tops and loose Preload Pads.



FT SERIES

DELUXE KIT CAPACITIES: 15-60 TONS
COMPLETE SET CAPACITIES: 15-200 TONS

KIT / SET CAPACITY (TONS)	ROLLER CAPACITY (TONS)	KIT PRODUCT NUMBER	SET PRODUCT NUMBER	KIT / SET INCLUDES (All KITS include steel cases) Steel Case Kit Box KD-D2: 27.75" (705mm) x 14.75" (375mm) x 9.63" (245mm)	WEIGHT	
					lbs.	kg.
15	3.75	KRS-15-SLP		(4) 3.75-SLP Rollers, (2) KDH48F Handles	203	92
15	3.75		RS-15-SLP	(4) 3.75-SLP Rollers, (2) H36F 36" Handles	156	71
15	3.75	KRS-15-SLD		(4) 3.75-SLD Rollers, (4) P-1 Preload Pads, (2) KDH48F Handles	203	92
15	3.75		RS-15-SLD	(4) 3.75-SLD Rollers, (4) P-1 Preload Pads, (2) H36F 36" Handles	156	71
30	7.5	KRS-30-SLP		(4) 7.5-SLP Rollers, (2) KDH48F Handles	215	98
30	7.5		RS-30-SLP	(4) 7.5-SLP Rollers, (2) H48F 48" Handles	172	78
30	7.5	KRS-30-SLD		(4) 7.5-SLD Rollers, (4) P-1 Preload Pads, (2) KDH48F Handles	215	98
30	7.5		RS-30-SLD	(4) 7.5-SLD Rollers, (4) P-1 Preload Pads, (2) H48F 48" Handles	172	78
40	10	KRS-40-SLP		(4) 10-SLP Rollers, (2) KDH48F Kit Size Handles	219	99
40	10		RS-40-SLP	(4) 10-SLP Rollers, (2) H48F 48" Handles	176	80
40	10	KRS-40-SLD		(4) 10-SLD Rollers, (4) P-1 Preload Pads, (2) KDH48F Handles	219	99
40	10		RS-40-SLD	(4) 10-SLD Rollers, (4) P-1 Preload Pads, (2) H48F 48" Handles	176	80
60	15	KRS-60-SLP		(4) 15-SLP Rollers, (2) KDH48F Kit Size Handles	255	116
60	15		RS-60-SLP	(4) 15-SLP Rollers, (2) H48F 48" Handles	212	96
60	15	KRS-60-SLD		(4) 15-SLD Rollers, (4) P-1 Preload Pads, (2) KDH48F Handles	259	117
60	15		RS-60-SLD	(4) 15-SLD Rollers, (4) P-1 Preload Pads, (2) H48F 48" Handles	216	98
120	30		RS-120-SLP	(4) 30-SLP Rollers, (2) H60F 60" Handles	542	256
120	30		RS-120-SLD	(4) 30-SLD Rollers, (4) P-2 Preload Pads, (2) H60F 60" Handles	540	245
200	50		RS-200-SLP	(4) 50-SLP Rollers, (2) H60F 60" Handles	834	378
200	50		RS-200-SLD	(4) 50-SLD Rollers, (4) P-2 Preload Pads, (2) H60F 60" Handles	848	385

FT SERIES


INDIVIDUAL ROLLER SPECIFICATIONS

	CAPACITY (TONS)	PRODUCT NUMBER	TOP STYLE	HEIGHT		WIDTH*		LENGTH		WEIGHT		CONTACT ROLLS
				in	mm	in	mm	in	mm	lb	kg	
 SLP	3.75*	3.75-SLP		5	127	5-3/4	146	10-1/2	267	34	15	5
	7.5*	7.5-SLP	SWIVEL	5-1/4	133	5-3/4	146	10-1/2	267	38	17	4
	10*	10-SLP	LOCKING	5-1/4	133	5-3/4	146	10-1/2	267	38	17	4
	15	15-SLP	PADDED	5-1/8	130	6-3/8	162	12-3/4	324	49	22	5
	30*	30-SLP		8	203	8	203	15	381	122	55	5
	50*	50-SLP		8-15/16	227	8	203	21	533	193	88	7
 SLD	3.75*	3.75-SLD	SWIVEL	4-3/4	121	5-3/4	146	10-1/2	267	34	15	5
	7.5*	7.5-SLD	LOCKING	5	127	5-3/4	146	10-1/2	267	37	17	4
	10*	10-SLD	WITH	5	127	5-3/4	146	10-1/2	267	37	17	4
	15	15-SLD	DIAMOND	4-7/8	124	6-3/8	162	12-3/4	324	49	22	5
	30	30-SLD	STEEL	7-3/32	180	8	203	15	381	118	54	5
	50	50-SLD	GRID	8-1/16	205	8	203	21	533	189	86	7

* Width dimension of top exceeds roller frame width

** Height to top of spike

STEERING HANDLES with Safety Grips

	MODEL	FITS	FITS	DESCRIPTION	LENGTH		WEIGHT	
					in	mm	lb	kg
	3-KH	FT 3 ton Kits	Nyton 2 ton Kits	One Part Kit Size Handle	15	381	3	1
	8-KH	FT 8 ton Kits	Nyton 4 ton Kits	Two Part Kit Size Handle	30	762	6	3
	KDH48F	FT 15 - 60 ton Kits	Nyton 8 - 24 ton Kits	Two Part Kit Size Handle	48	1219	12	5
	H36F	FT 3.75 - 15 ton Rollers	Nyton 2 - 6 ton Rollers	One Part Handle	36	914	10	5
	H48F	FT 3.75 - 30 ton Rollers	Nyton 2 - 10 ton Rollers	One Part Handle	48	1219	12	5
	H60F	FT 3.75 - 50 ton Rollers	Nyton 2 - 10 ton Rollers	One Part Handle	60	1524	25	11

HILMAN DELUXE KITS/SETS


Easy to Choose!

- Q.** What is the maximum weight in tons of the equipment being moved?
- A.** That weight is the capacity of the Kit or Set you will need, or divide by 4 if individual rollers are desired. Select the next highest capacity if you are in-between sizes or there is any question about floor surface.
- Q.** What is the equipment being moved and what is the base that will rest on the rollers?
- A.** Choose "D" style, Diamond Steel tops, for wood-skidded or crated machinery. Choose "P" style, Padded Style tops for metal-based equipment.

Easy to Use!

Read the Instructions.

- 1.** Lift the load - Use **HILMAN ROLLERS** Toe Jacks, pry bars, fork lifts, jacks, or hoists.



- 2.** Set the Rollers - at contact points or at the corners of the equipment.



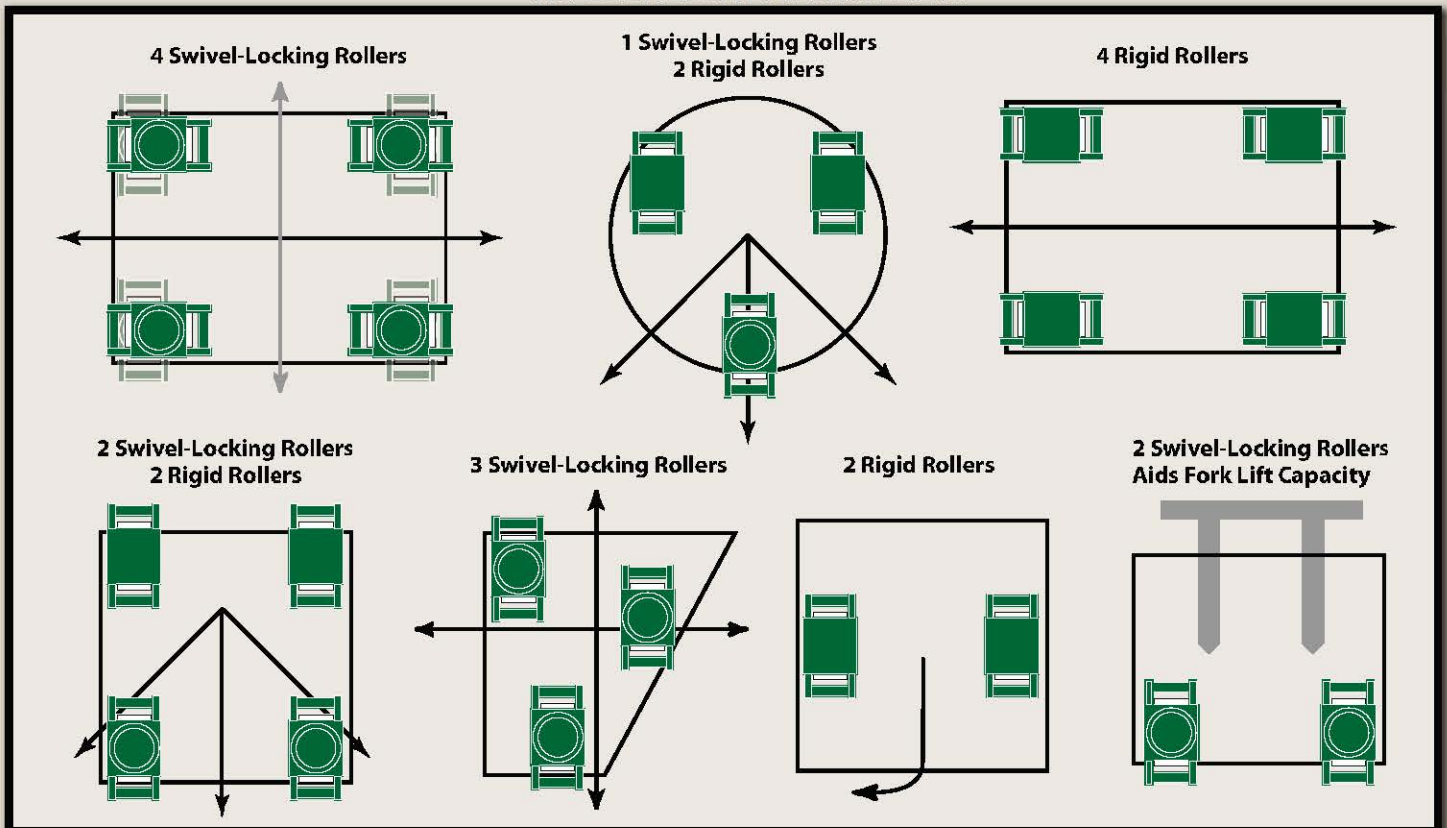
- 3.** Move and position the equipment.



Count the money saved by doing the job yourself!

Now, You're Rolling!

ROLLER CONFIGURATIONS



If you have a heavy moving project that requires special Rollers or Rollers that you cannot find here, please consult our factory or visit our web site at: www.hilmanrollers.com

ORDERING GUIDE

DELUXE MOVING KITS / COMPLETE SETS (over 100 tons)

IMPORTANT INFORMATION

1. Load must not exceed rated capacity of Kit / Set.
2. Use of Preload Pads or Padded Top Rollers suggested for full Roller bearing and/or metal-based equipment.
3. Subsurface must be fully capable of supporting load.
4. If floor damage is possible, use higher capacity Kit / Set.

LOAD RANGE *	FLOOR TYPE / ROLLING SURFACE			
	Standard Floor Good Condition	Delicate Floor, Specialty Coated, Painted or Polished Floor	Unimproved Floor Cracks, Crumbling Area, Dips	Steel Surface
1-3 tons	KRS-3-4S KRS-3-2S/2R KRS-8-4S KRS-8-2S/2R	KNRS-2-4S or KNRS-2-2S/2R KNRS-4-4S or KNRS-4-2S/2R	KRS-8-4S KRS-15-SLP KRS-15-ERSD KRS-20-ERSD	
4-8 tons	KRS-8-4S KRS-8-2S/2R KRS-15-SLP	KNRS-4-4S or KNRS-4-2S/2R KNRS-8-SLP KNRS-12-SLP	KRS-15-SLP KRS-15-ERSD KRS-20-ERSD	
5-20 tons	KRS-15-SLD or SLP KRS-15-ERSD KRS-20-ERSD KPS-30-LP	KNRS-8-SLP KNRS-12-SLP KNRS-24-SLP	KRS-30-SLP KRS-40-SLP KRS-40-ERSD	
15-40 tons	KRS-15-ERSD KRS-20-ERSD KRS-30-SLD or SLP KRS-40-SLD or SLP KRS-40-ERSD KRS-50-ERSD	KNRS-24-SLP NRS-40-SLP	KRS-50-ERSD KRS-60-SLP or KRS-60-SLD RS-100-ERSD	KRS-15-ERSD KRS-20-ERSD KRS-40-ERSD KRS-50-ERSD KRS-30-SLD or SLP KRS-40-SLD or SLP
30-60 tons	KRS-40-ERSD KRS-50-ERSD KRS-60-SLD or SLP	NRS-40-SLP	Consult Factory RS-120-SLD** RS-200-SLD**	KRS-60-SLD or SLP KRS-100-ERSD
60-120 tons	KRS-100-ERSD KRS-120-SLD or SLP	Consult Factory	Consult Factory RS-120-SLD ** RS-120-SLD ** RS-260-ERSD **	RS-100-ERSD RS-120-SLD or SLP
120-200 tons	RS-120-SLD or SLP** KRS-260-ERSD	Consult Factory	Consult Factory RS-200-SLD ** RS-200-SLP ** RS-260-ERSD **	RS-120-SLD or SLP RS-200-SLD or SLP RS-260-ERSD
200-400 tons	RS-200-SLD or SLP** RS-260-ERSD RS-400-ERSD	Consult Factory	Consult Factory	RS-200-SLD or SLP RS-260-ERSD RS-400-ERSD

* All capacities are in metric tons ** Consider plating floor

The specifications in this catalog are given as general information only and are not binding. Hilman reserves the right to change specifications or make alterations to products, parts or accessory equipment at any time without prior notice and for any reason whatsoever. © 2005 - Hilman Rollers. All rights reserved.

5 YEAR WARRANTY



HILMAN WARRANTY

We warrant each new FT, ERS, and Nyton chain-action Roller sold by us to be free from manufacturing defects in normal service for a period of five (5) years commencing with delivery of the roller to the original user. All other Hilman products manufactured by Hilman retain a one (1) year warranty. Our obligation under this warranty is expressly limited at our option, to the replacement or repair at Hilman Rollers, Marlboro, New Jersey 07746 USA, or at a service facility designated by us, of such part or parts as inspection shall disclose to have been defective. This warranty does not apply to defects caused by damage or unreasonable use, including failure to provide reasonable and necessary maintenance, while in the possession of the consumer.

WE SHALL NOT BE LIABLE FOR CONSEQUENTIAL DAMAGES OF ANY KIND, including, but not limited to, consequential labor costs or transportation charges in connection with the replacement or repair of defective parts. We make no warranty with respect to trade accessories. They are subject to the warranties of their manufacturers.


THERE ARE NO WARRANTIES EXCEPT AS ABOVE STATED. HILMAN DISCLAIMS AND EXCLUDES ANY IMPLIED WARRANTY OF MERCHANTABILITY OF ITS GOODS OR WARRANTY OF THE FITNESS OF THOSE GOODS FOR ANY PURPOSE OR USE. Subject to the express one-year warranty provided for the repair or replacement of defective goods, the customer acknowledges that it makes its purchase in reliance upon customers' inspection of the goods purchased from Hilman and not by reason of any representations made by or on behalf of Hilman.

We make no other express warranty, nor is anyone authorized to make any on our behalf. Any and all claims arising against Hilman Rollers or subsidiaries or affiliated firms concerning the use of the Hilman Rollers shall be governed by the laws of the State of New Jersey in the USA.

HILMAN ROLLERS LITERATURE



Engineering



Tri-Glide



Toe Jacks




All Products



Construction and Rigging



Power Generation



Industrial Machinery