

Model 10054 TELEHANDLER

SKYTRAK®



Performance

Rated Capacity	10,000 lb	4,536 kg
Maximum Lift Height	53 ft 2 in.	16.2 m
Load at Max Height	4,000 lb	1,814 kg
Maximum Forward Reach	39 ft	11.89 m
Load at Max Reach	3,000 lb	1,361 kg
Frame Leveling	10°	
Lift Speed (boom retracted)		
Up	17.5 sec	
Down	15.5 sec	
Boom Speed (extended/retracted)		
Extended	19 sec	
Retracted	17 sec	
Top Travel Speed (4-Speed)	20 mph	32 kph
Drawbar Pull (loaded)	24,000 lb	10,886 kg
Outside Turning Radius	165 in.	4.19 m
Operating Weight	27,323 lb	12,394 kg

Standard Specifications

Engine

Make and Model	Cummins QSB3.3L ATAAC	
No. of Cylinders	4	
Displacement	202 cu in.	3.3 L
Gross Power Basic	100 hp	75 kW
Maximum Torque @ 1600 rpm	306 lb-ft	414 Nm
Fuel Tank Capacity	35 gal	132 L

Transmission

- Modulated powershift.
- 4-speed forward and 3-speed reverse.

Axles

- Full-time planetary 4-wheel drive.
- Oscillating rear axle with Stabil-Trak system.

Brakes

- Hydraulically actuated inboard wet disc brakes.
- Emergency brake with transmission declutch feature.

Tires

- Standard 400/75-28
- Optional Foam-Filled or Solid

Cab

- Certified ROPS/FOPS structure.
- Deluxe suspension seat with retractable seat belt.
- Rear view mirrors.

Steering 4-Wheel

- Power steering.
- Operator selectable 4-wheel circle, 4-wheel crab, 2-wheel front.

Instruments

- Instrument cluster with gauges and warning lights.

Hydraulic System-Implement

Capacity	60 gal	225 L
----------	--------	-------

- Piston pump.
- Variable flow, load sensitive hydraulic system.
- Load holding valves on frame level, stabilizer, attachment tilt, extend and lift cylinders.
- Auxiliary hydraulics used for all attachments equipped with cylinders or other hydraulic components. Consists of valves, controls and hydraulic lines.

Accessories & Options

- Enclosed Cab
- Work Lights
- Road Lights
- Rotating Beacon
- Fenders


Attachments

Standard Carriage	50 in.	1.3 m
	60 in.	1.5 m
	72 in.	1.8 m
Side-Tilt Carriage	50 in.	1.3 m
	60 in.	1.5 m
	72 in.	1.8 m
Swing Carriage (90°)	72 in.	1.8 m
Side Shift Carriage	50 in.	1.3 m
Dual Fork Positioning Carriage		
Tower	8 ft (2.4 m); 50 in. (1.3 m) Standard	
Pallet Forks	2.36 in. x 4 in. x 48 in.	60 mm x 102 mm x 1.2 m
	2.36 in. x 5 in. x 48 in.	60 mm x 127 mm x 1.2 m
	2.00 in. x 6 in. x 72 in.	51 mm x 152 mm x 1.8 m
Lumber Forks	1.75 in. x 7 in. x 60 in.	44 mm x 178 mm x 1.5 m
	2.36 in. x 6 in. x 60 in.	60 mm x 152 mm x 1.5 m
	2 in. x 2 in. x 48 in.	51 mm x 51 mm x 1.2 m
Cubing Forks	90 in.	2.3 m
Fork Extensions	72 in., 1.0 cu yd	1.8 m, 0.76 m ³
Material Bucket	96 in., 1.5 cu yd	2.4 m, 1.15 m ³
	102 in., 2.0 cu yd	2.6 m, 1.53 m ³
	96 in., 1.75 cu yd	2.4 m, 1.34 m ³
Grapple Bucket	12 ft, 2,000 lb	3.7 m, 907 kg
Truss Boom	15 ft, 2,000 lb	4.6 m, 907 kg
	12 ft with winch, 2,000 lb	3.7 m, 907 kg
	Fork Mounted Work Platform	8 ft, 1,000 lb capacity
Lifting Hook		

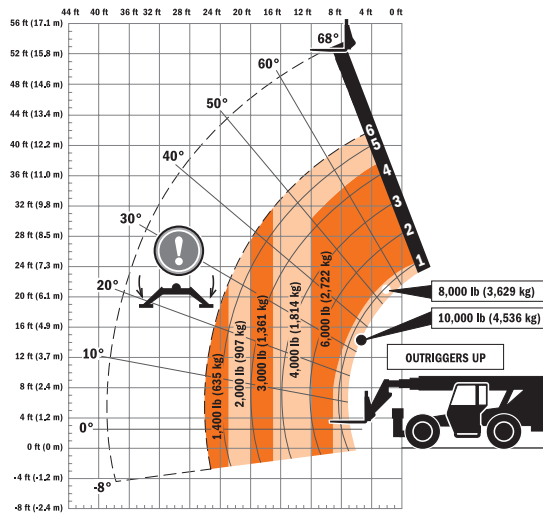
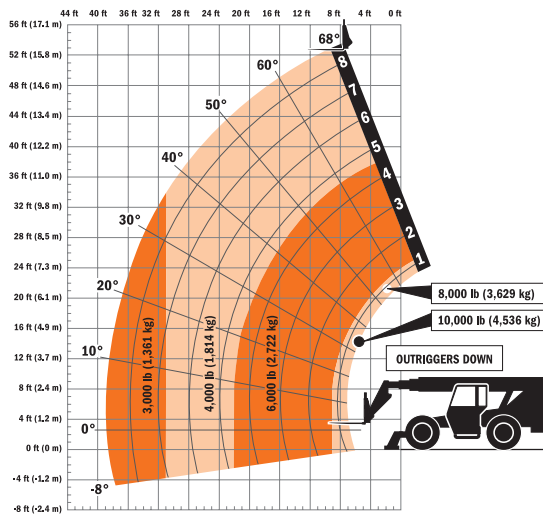
Model 10054 TELEHANDLER

Dimensions

All dimensions are approximate.



Load Chart and Dimensions



IMPORTANT

Rated lift capacities shown are with machine equipped with carriage and pallet forks. The machine must be level on a firm surface with undamaged, properly inflated tires. Machine specifications and stability are based on rated lift capacities at specific boom angles and boom lengths. (If specifications are critical, the proposed application should be discussed with your dealer.) DO NOT exceed rated lift capacity loads, as unstable and dangerous machine conditions will result. DO NOT tip the machine forward to determine the allowable load. Use only JLG approved attachments with proper material handler model/attachment load capacity charts displayed in the operator's cab. OSHA requires all rough terrain forklift operators be trained according to OSHA 29 CFR 1910.178 (1).

Due to continuous product improvements, JLG Industries reserves the right to make specification and/or equipment changes without prior notification. This machine meets or exceeds ASME B56.6-1998 as originally manufactured for intended applications.



JLG Industries, Inc.
 1 JLG Drive
 McConnellsburg, PA 17233-9533
 Telephone 717-485-5161
 Toll-free in US 877-JLG-LIFT
 Fax 717-485-6417
www.jlg.com

An Oshkosh Corporation Company

Form No.: SS-ST10054-0605-15M
 Part No.: 3132404
 R101205
 Printed in USA