



A TEREX BRAND

Parts Manual

Serial Number Range

GTH-5519

from SN 16381 to 16382

from SN 17548 to 17565

from SN 17822 to 17825

from SN 18154 to 18168

from SN 18556 to 18586

Part No. 645001

Rev G

April 2013

Technical Publications

Terexlift has endeavored to deliver the highest degree of accuracy possible. However, continuous improvement of our products is a Terexlift policy. Therefore, product specifications are subject to change without notice.

Readers are encouraged to notify Terexlift of errors and send in suggestions for improvement. All communications will be carefully considered for future printings of this and all other manuals.

Contact Us:

Genie
A TEREX COMPANY

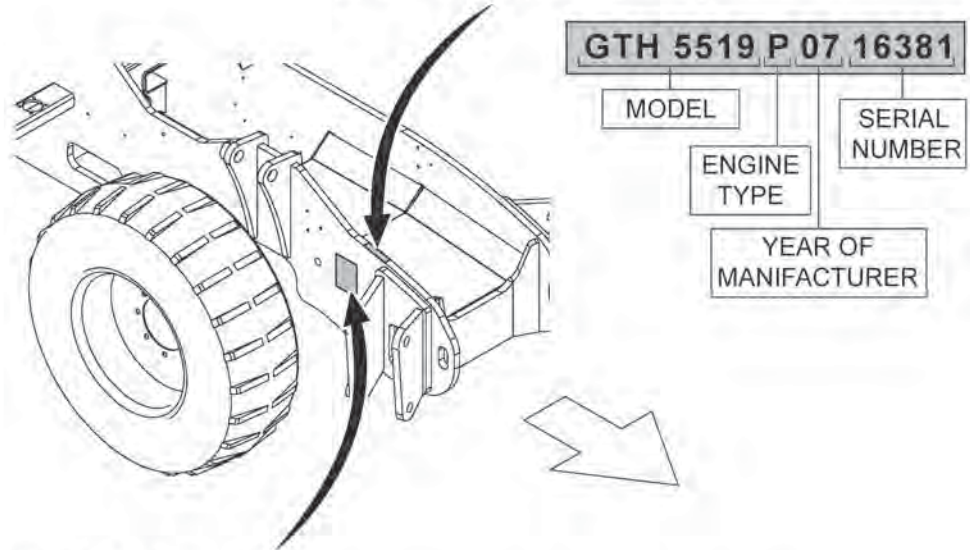
www.genieindustries.com
e-mail: awp.techpub@terex.com

The technical data contained in this document is indicative and not binding, insofar as TEREXLIFT S.r.l reserves the right to make modifications and improvements to its products at any time in order to enhance the quality thereof.

57.0410.0000 Rev A July 2007
First Edition, First Printing

Chassis serial number

(The chassis serial number is punched on the front right part of the chassis side member)



Machine data plate

(On machines destined for the Italian market, the machine data plate is installed in the driving cab, on the right, and is well-visible when the door is opened. On the machines destined for foreign markets, the data plate is applied on the front right side of the chassis)


TEREXLIFT s.r.l.	
ZONA INDUSTRIALE - 06019 UMBERTIDE (PG) - ITALY Tel. +39 075 941.811 Fax +39 075 941.53.82	
MODELLO - MODEL - MODELE - TYP - MODELO	<input type="text"/>
ANNO DI COSTRUZIONE - YEAR OF CONSTRUCTION - ANNEE DE CONSTRUCTION BAUJAHR - AÑO DE FABRICACIÓN	<input type="text"/>
MATRICOLA - SERIAL N. - N. DE SERIE - FZ-IDENT NR. - NO. DE SERIE	<input type="text"/>
PESO MAX ASSALE ANT. - MAX FRONT AXLE WEIGHT - POIDS MAX ESSIEU AVANT ZUL. ACHSLAST VO. N. ST VZO - PESO MAX EJE ANTERIOR	<input type="text"/> kg
PESO MAX ASSALE POST. - MAX REAR AXLE WEIGHT - POIDS MAX ESSIEU ARRIERE ZUL. ACHSLAST HI. N. ST VZO - PESO MAX EJE POSTERIOR	<input type="text"/> kg
PESO TOTALE - TOTAL WEIGHT - POIDS TOTAL - ZUL. GESAMTGEWICHT N. ST VZO PESO TOTAL	<input type="text"/> kg
MATRICOLA MOTORE TERMICO - ENGINE SERIAL N. - N. MOTEUR THERMIQUE FABRIK NR. DIESEL MOTOR - NO. DE SERIE MOTOR TERMICO	<input type="text"/>
POTENZA MOTORE TERMICO - ENGINE POWER - PUISSANCE MOTEUR MOTORLEISTUNG - POTENCIA MOTOR	<input type="text"/> kW
CARICO STATICO VERT. GANCIO DI TRAINO-MAX VERTICAL LOAD ON THE COUPLING HOOK-EFFORT VERTICAL MAXIMAL SUR LE CROCHET D'ATTelage MAXIMALE STUTZLAST-BEANSPRUCHUNG DES ZUGHAKENS IN VERTIKALER RICHTUNG- ESFUERZO VERTICAL SOBRE EL GANCHO DE TRACCION	<input type="text"/> kg
MASSA MAX. RIMORCHIABILE - MAX.DRAWBAR PULL AT THE COUPLING HOOK EFFORT THE TRACTION - MAXI AU CROCHET D'ATTelage-MAXIMALE ZUGBEANSPRUCHUNG AM ZUGHAKEN-MAXIMO ESFUERZO DE TRACCION EN EL GANCHO DE TRACCION	<input type="text"/> kg
OMOLOGAZIONE	<input type="text"/>
FABBRICATO IN ITALIA - MADE IN ITALY 	

Table of Contents

This manual is updated frequently. If you have a printed manual, you can keep it up to date by downloading new figures from the Genie website at www.genielift.com. For the most up-to-date parts information, visit the Parts Lookup System on the Genie website at www.genielift.com.

How to Read Your Serial Number.....3
 Parts Stocking List.....7
 How to Order Parts.....8
 Service Parts Fax Order Form.....9

Electronic Version
 Click on any page number to view the figure.

100 Decals

101.1 0 605502 Decals, View 1.....10
 102.1 0 605503 Decals, View 2.....12

200 Drive Chassis Components

201.1 0 605504 Rear Frame Unit.....14
 202.1 0 605505 Left Frame.....16
 203.1 0 605506 Right Frame.....18
 204.1 0 605507 Hydraulic Oil Tank.....20
 205.1 0 605508 Driveline and Wheels.....22
 206.1 0 605509 Front Axle - Differential Case.....24
 207.1 0 605510 Front Axle - Differential.....26
 208.1 0 605511 Front Axle - Reduction Gear.....28
 209.1 0 605512 Front Axle - Brake.....30
 210.1 0 605513 Front Axle - Steering Cylinder.....32
 211.1 0 605514 Rear Axle - Differential Case.....34
 212.1 0 605515 Rear Axle - Differential.....36
 213.1 0 605516 Rear Axle - Steering Axle.....38
 214.1 0 605517 Rear Axle - Steering Cylinder.....40
 215.1 0 605518 Rear Axle - Coupling Support.....42

300 Engine Components

301.1 0 605519 Diesel Engine - Engine Cooling System.....44
 302.1 0 605520 Diesel Engine - Exhaust System - Injection - Accelerator.....46
 303.1 0 605521 Diesel Engine - Hydraulic Pumps.....48

400 Cab Components

401.1 0 605522 Closed Cabin, View 1.....50
 402.1 0 605523 Closed Cabin, View 2.....52
 403.1 0 605524 Open Cabin, View 3.....54

404.1 0 605525 Open Cabin, View 4.....56
 405.1 0 605526 Dashboard.....58
 406.1 0 605527 Steering and Brake Components.....60
 407.1 0 605528 Components - Distributor And Joystick.....62

500 Boom Components

501.1 0 605529 Boom (1st - 2nd Telescopic Element).....64
 502.1 0 605530 Fork Attachments.....66
 503.1 0 605531 Forks.....68
 504.1 0 605532 Lifting Cylinder.....70
 505.1 0 605533 Boom Extension Cylinder.....72
 506.1 0 605534 Tilt Cylinder.....74
 507.1 0 605535 Fork Levelling Cylinder.....76

600 Hydraulic System

601.1 0 605536 Valve Block.....78
 602.1 0 605537 Hydraulic System - Levelling Cylinder And Lifting Cylinder.....80
 603.1 0 605538 Hydraulic System - Rear Boom Connections.....82
 604.1 0 605539 Hydraulic System - Casappa Pump Inlet And Radiator Entry.....84
 605.1 0 605540 Hydraulic System - Main Valve - Attachments - Telescope Extension.....86
 606.1 0 605541 Hydraulic System - Joystick - Negative Brake.....88
 607.1 0 605542 Hydraulic System - Main Valve Pressure.....90
 608.1 0 605543 Hydraulic System - Hydrostatic Transmission.....92
 609.1 0 605544 Hydraulic System - Power Steering.....94

700 Electric Installation

701.1 0 605545 Fuse Box.....96
 702.1 0 605546 Electric Installation.....98

Indices

Part Number Index.....100
 Part Description Index.....103

Cross References

This Page Intentionally Left Blank

Required Parts

The following parts are required to perform maintenance procedures as outlined in the TELELIFT 4013 SX Operator's and Service Manuals.

Description	Part No.
Diesel Fuel Filter.....	07.4501.0139
Engine Oil Filter.....	07.4501.0138
Hydraulic Oil Filter Cartridge.....	07.0700.0023
Engine Air Filter Primary Cartridge.....	07.0700.0037
Engine Air Filter Secondary Cartridge.....	07.0700.0036
Oil Filter Immersed in the Tank.....	09.4604.0004
Manual, PERKINS 804C-33.....	SLBU 785300

Used Varnishes

Description	Type
Terex Grey.....	RAL 7012
Terex White.....	RAL 1013
Terex Matte Black for Cylinders.....	RAL 9005
Ausa Orange.....	RAL 2004
Mz Imer Orange.....	RAL 2010
Genie Blue.....	
Genie Grey.....	
Genie Mat Black for Cylinders.....	RAL 9005

Manuals

Terexlift offers the following support documents for these models:

Title	Part No.
Genie GTH 5519 Operator's Manual, 1 st edition.....	57.0008.6200
Genie GTH 5519 Service Manual, 1 st edition.....	57.4403.3200

Part list abbreviations

ZN	Zinc-plated
RNFT	Reinforced
FLNG	Flanged
PSNT	Heavy type
OC	Eye
PSRT	Through-coupling
CNTF	Hole centre

How To Order Parts

Please be prepared with the following information when ordering replacement parts for your Terex or Genie product:

- Machine model number
- Machine serial number
- Part number
- Part description and quantity
- Purchase order number
- "Ship to" address
- Desired method of shipment
- Name and telephone number of the authorized distributor in your area

Use the Service Parts Fax Order Form on the next page and fax your order to our Parts Department.

If you don't know the name of your authorized distributor, or if your area is not currently serviced by an authorized distributor, please call Terex or Genie Industries.

Machine Information

Model

Serial Number

Date of Purchase

Authorized Genie Distributor

Phone Number

North America

Telephone (425) 556-6551
 Toll Free (877) 367-5606 in U.S.A. and Canada
 Fax (425) 556-8659
 Toll Free Fax (888) 274-6192

Europe

Parts Telephone (31) (165) 519 313
 Parts Fax (31) (165) 511 148

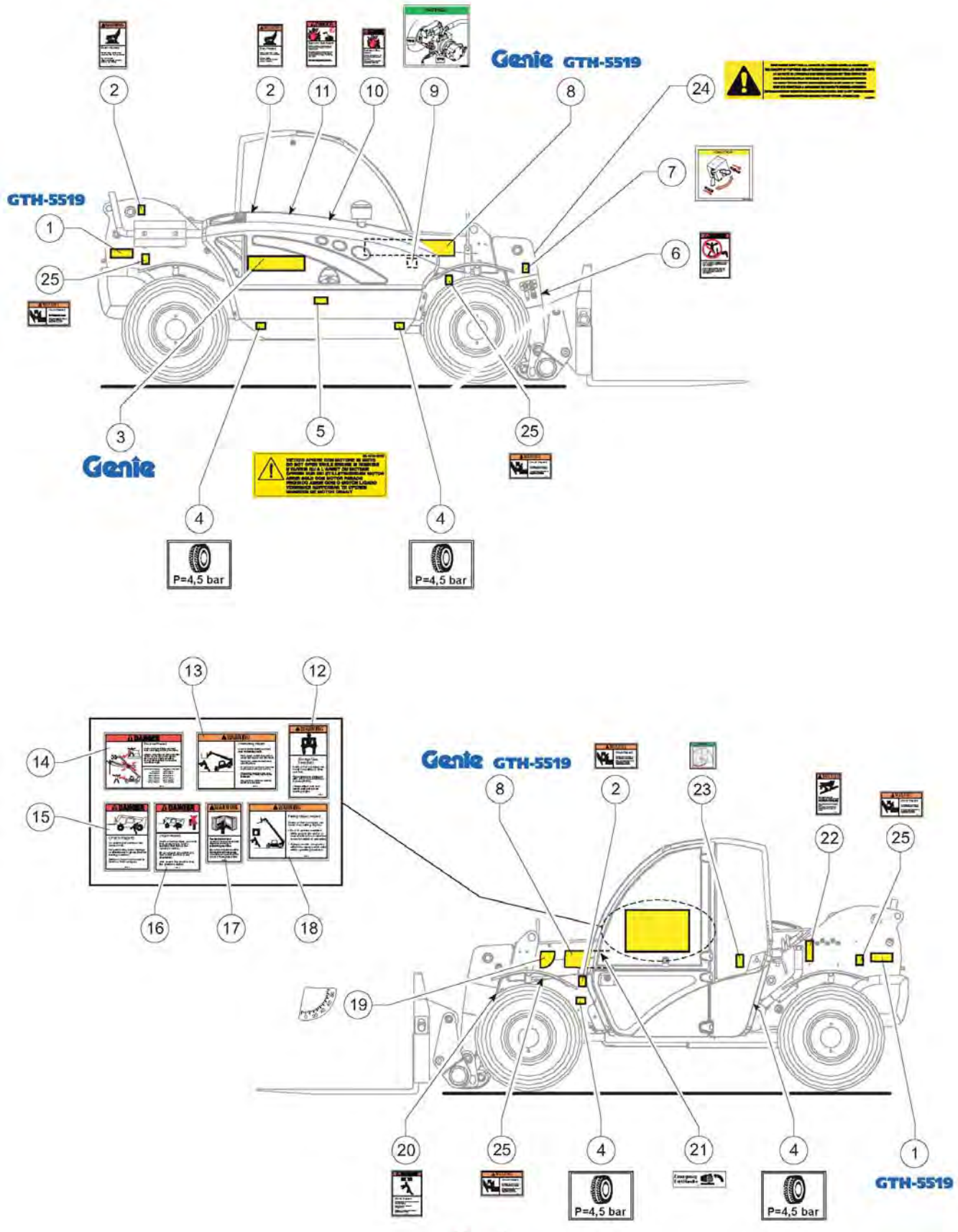
Australia

Parts Telephone (61) (7) 3456 4444
 Parts Fax (61) (7) 3456 4466

South America

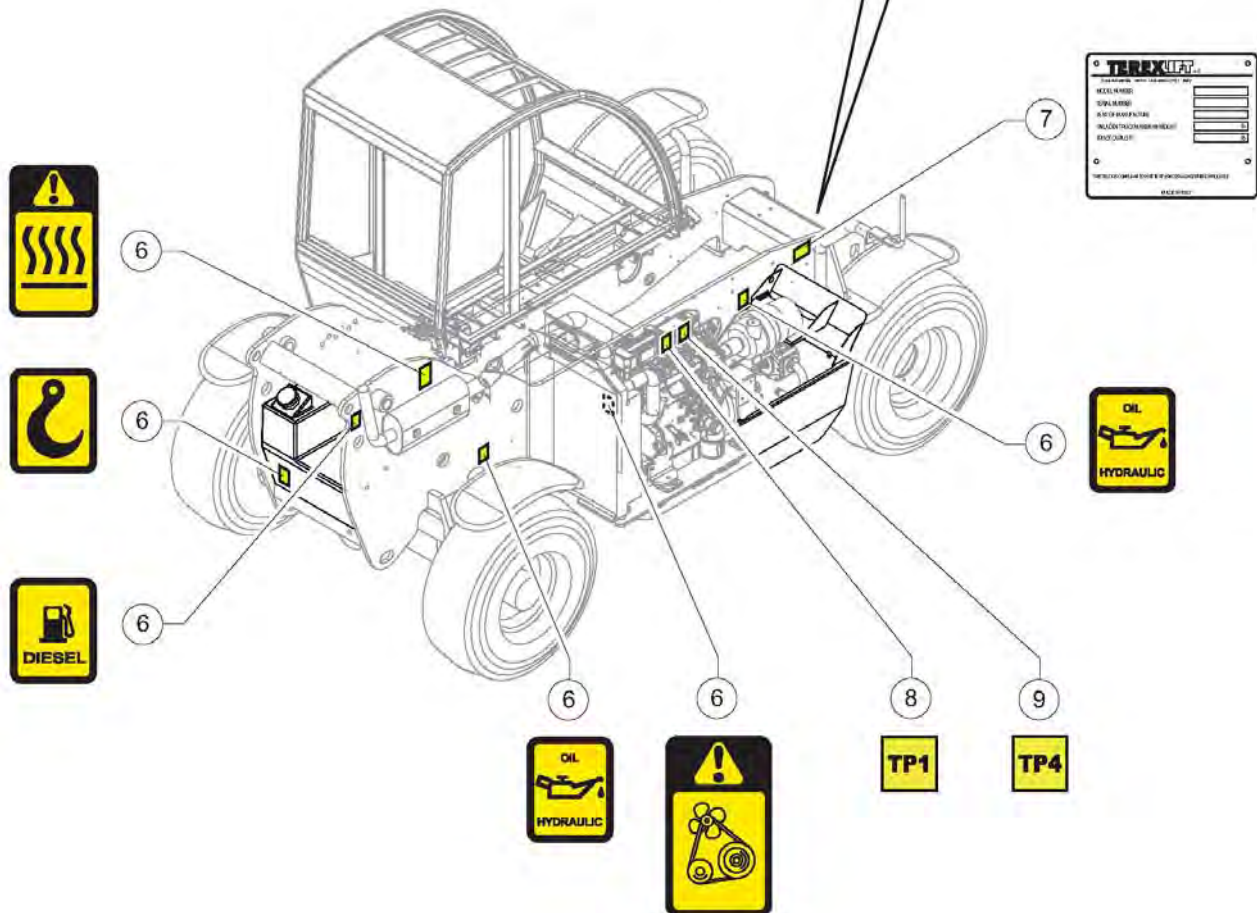
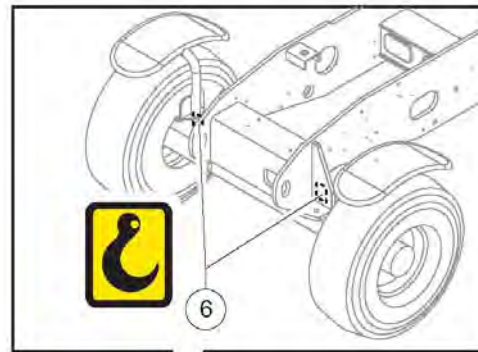
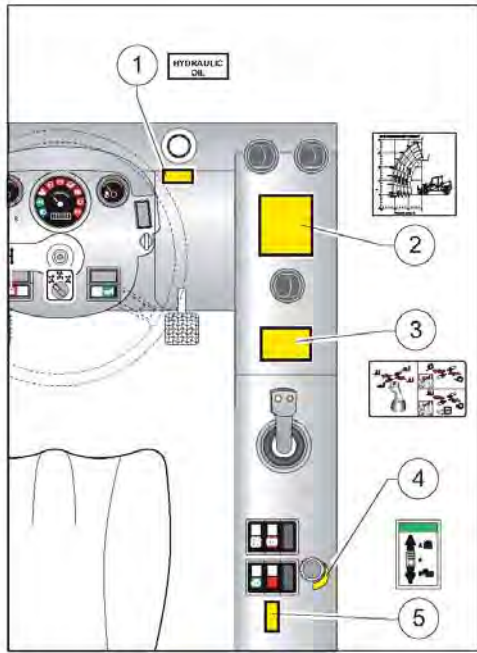
Parts Telephone (55) (11) 4082 5600
 Parts Fax (55) (11) 4082 5630

101.1 605502 Decals, View 1



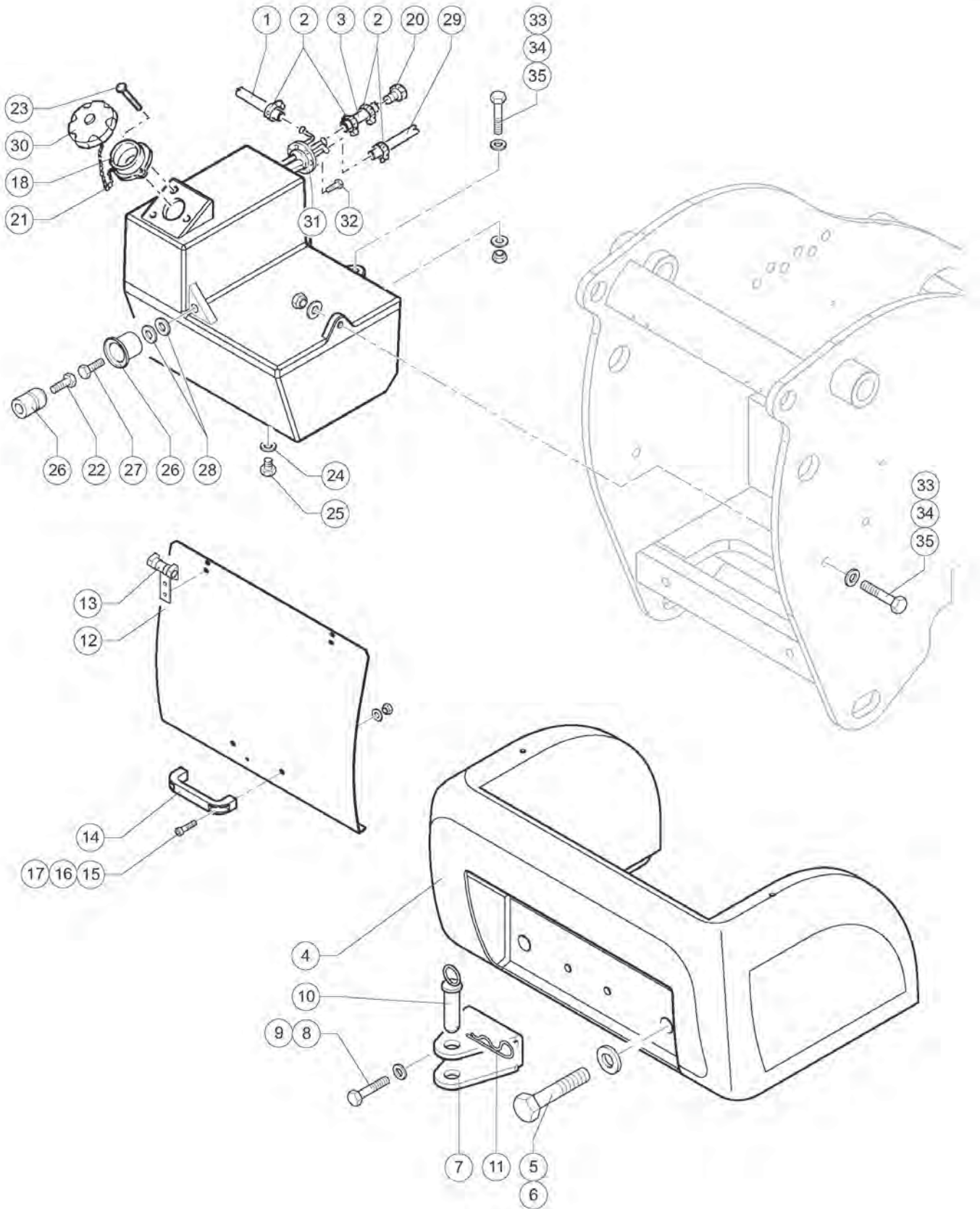
Item	Part No.	Description	Qty.
1	09.4618.0644	DECAL,COSMETIC,GTH-5519.....	2
2	97667	DECAL,WARN,BURN HAZARD.....	2
3	09.4618.0641	LABEL,GENIE DECAL.....	2
4	09.4618.0061	DECAL,TIRE PREASURE.....	4
5	09.4618.0010	DECAL, (DO NOT OPEN WHEN RUN).....	1
6	97673	DECAL,DANGER,NO RIDERS.....	1
7	09.4618.0782	Quick Coupling Lock/Unlock Decal NEH 5519 NEW.....	1
8	09.4618.0643	DECAL,COSMETIC,GTH-5519.....	2
9	09.4618.0777	Pressure Port Decal TP2,TP3 GTH 5519 NEW.....	1
10	97675	DECAL,WARN,EXPLSION/BURN HAZ.....	1
11	97671	DECAL,DANGER,EXPLSION/BURN HAZ.....	1
12	97665	DECAL,WARN,WEAR SEAT BELT.....	1
13	97668	DECAL,WARN,OVERTURN HAZARD.....	1
14	97676	DECAL,DANGER,ELECTRICAL HAZARD.....	1
15	97670	DECAL,DANGER,CRUSH HAZARD.....	1
16	97672	DECAL,DANGER,CRUSH HAZARD.....	1
17	97666	DECAL,WARN,READ MANUAL.....	1
18	97669	DECAL,WARN,FALLING OBJECT HAZ.....	1
19	09.4618.0205	DECAL, BOOM ANGLE INDICATOR.....	1
20	97674	DECAL,DANGER,CRUSH HAZARD.....	1
21	97688	DECAL,EMERGENCY EXIT HANDLE.....	1
22	82558	DECAL,WARN,SKIN INJECTION HAZ*.....	1
23	09.4618.0776	DECAL,UPPER DOOR INT UNLOCK SY.....	1
24	09.4618.0784	DECAL.....	1
25	97664	DECAL,WARN,CRUSH HAZ MOVING PT.....	4

102.1 605503 Decals, View 2



Item	Part No.	Description	Qty.
1	09.4616.0051	DECAL, HYDRAULIC OIL.....	1
2	09.4618.0783	Capacity Both Side Adhesive Plate GTH-5519 New.....	1
3	09.4618.0389	DECAL, JOYSTICK FUNCTIONS.....	1
4	09.4618.0780	Both Side Adhesive Plate for Flow Adjusting NEH 5519 NEW.....	1
5	09.4618.1262	Both Side Adhesive Plate for Backflow Button NEH 5519 NEW.....	1
6	09.4618.0109	DECAL, SHEET VARIOUS.....	1
7	09.4616.0101	NAME PLATE/SERIAL PLATE.....	1
8	09.4618.0778	Pressure Port Decal TP1 GTH-5519 NEW.....	1
9	09.4618.0779	Pressure Port Decal TP4 GTH-5519 NEW.....	1

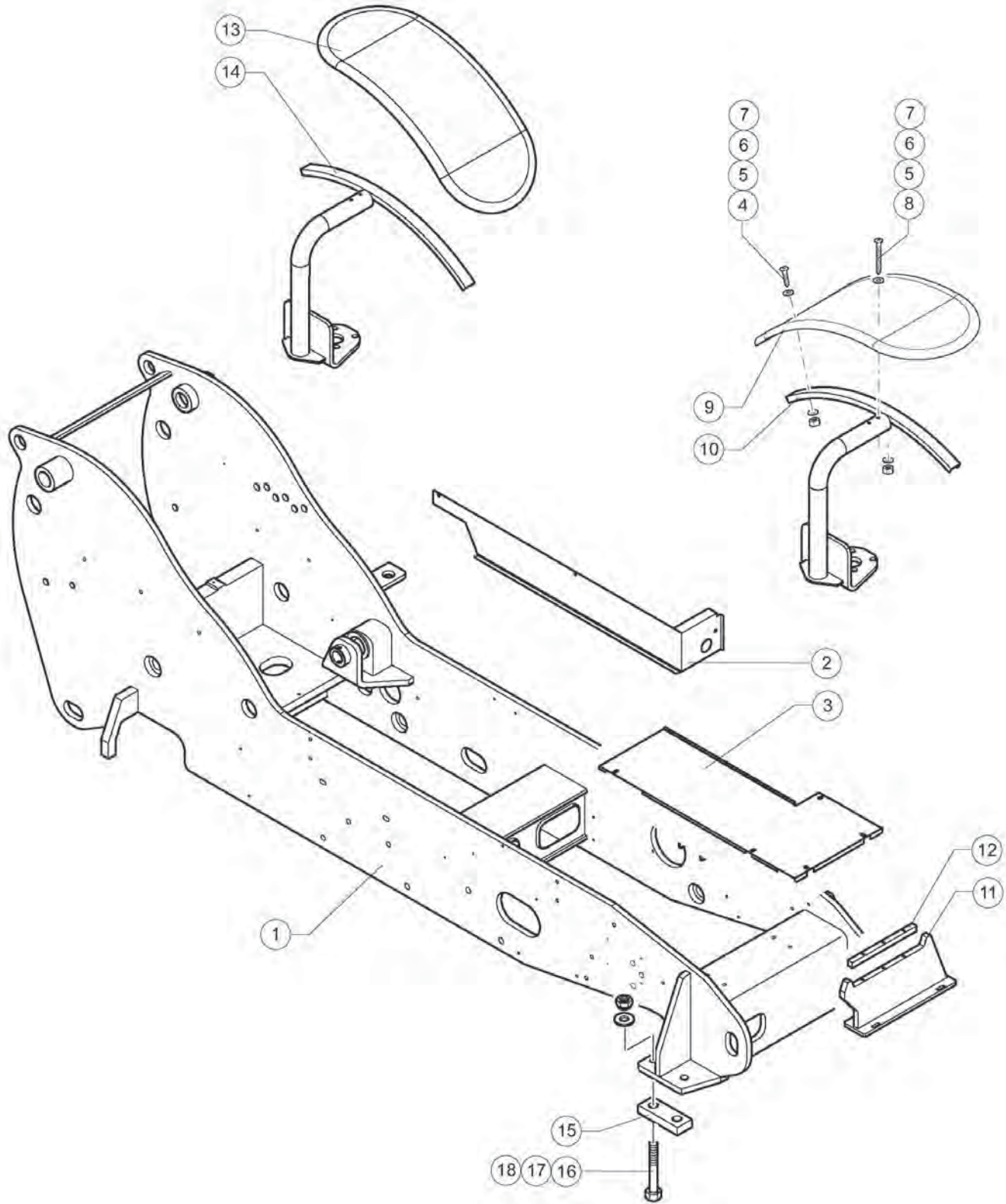
201.1 605504 Rear Frame Unit



201.1 605504 Rear Frame Unit

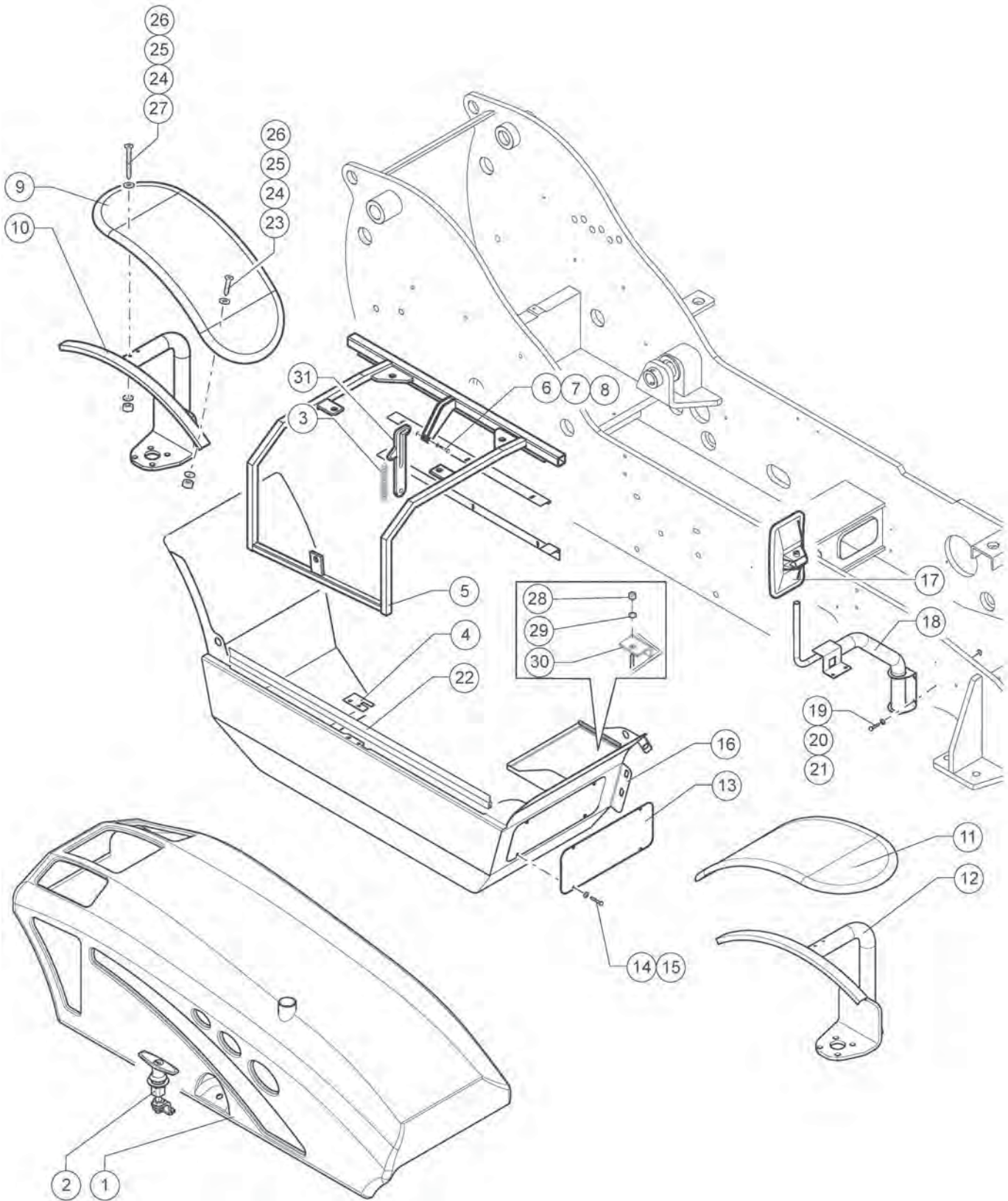
Item	Part No.	Description	Qty.	Item	Part No.	Description	Qty.
1	09.0805.0000	CARBONPRES PIPE,D8X15 (39.37").....	3	34	01.0031.0151	WASHER,FENDER,12MM X 37MM Z.....	6
2	04.0227.0051	LIGHT HOSE-CLAMP,DN 10/16,LG9.....	4	35	01.0001.0405	SCREW, 8.8 HCS 12MM1.75X60Z.....	3
3	09.0805.0000	CARBONPRES PIPE,D8X15 (39.37").....	0,6	36	01.0031.0053	WASHER,D5,UNI 6592,ZN.....	4
4	51.1000.1800	Counterweight.....	1	37	01.0023.0051	STOP NUT.....	4
5	01.4001.0025	SCREW.....	2				
6	01.4032.0000	SPRING WASHER.....	2				
7	51.0800.3800	Hitch.....	1				
8	01.0001.0703	SCREW,TE,M16X35.....	2				
9	01.4032.0007	SPRING WASHER,D16,ZN,REINFORCD.....	2				
10	54.0000.0027	Hitch Pin.....	1				
11	09.0803.0026	SPRING SPLIT PIN,WIRE,D4.....	1				
12	51.0902.7000	Rear Frame Lock.....	1				
13	09.0803.0025	Hinge.....	2				
14	09.0803.0002	Handle.....	1				
15	01.0003.0203	SCREW, 12.9SHCS M8-1.25X20Z.....	2				
16	01.0031.0298	PLAIN WASHER,FEND 6MM X 18MM Z.....	2				
17	01.0023.0054	NUT,M8,UNI 7473.....	2				
18	09.4661.0021	AIR INLET.....	1				
19	51.0600.2700	Polyethylene Combined Tank.....	1				
20	01.0001.0254	SCREW, 8.8 HCS 8MM-1.25X20Z...1	1				
21	09.4661.0022	Chain.....	1				
22	01.0001.0204	SCREW,8.8HCSM8-1.25X45Z FT...1	1				
23	01.4001.0045	SCREW,5MM-0.8X10 8.8 HCS Z....3	3				
24	07.4529.0119	O-RING,GTH5519.....	1				
25	09.0803.0510	PLUG.....	1				
26	09.4670.0000	RETAINER/DOOR LOCK.....	1				
27	01.0001.0158	SCREW,8.8 HCS 6MM-1.0X25 Z....1	1				
28	01.0031.0298	PLAIN WASHER,FEND 6MM X 18MM Z.....	4				
29	09.0805.0000	CARBONPRES PIPE,D8X15 (39.37").....	3				
30	09.4661.0020	FUEL CAP.....	1				
31	56.0012.0074	Fuel Gauge.....	1				
32	01.0001.0260	SCREW.....	2				
33	01.0023.0056	NUT,M12,UNI,7473 6SZN.....	3				

202.1 605505 Left Frame



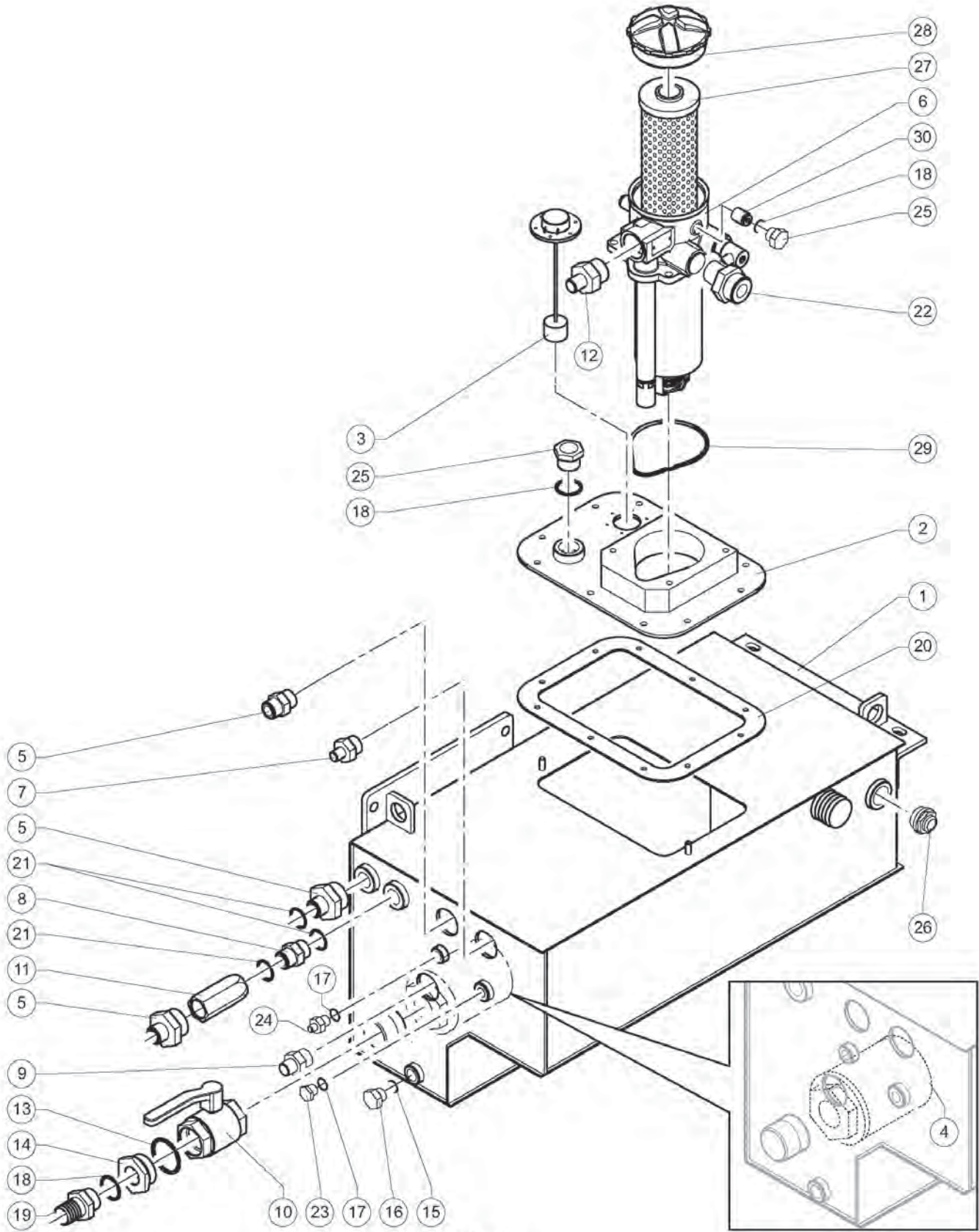
Item	Part No.	Description	Qty.
1	51.0111.8000	Complete Frame.....	1
2	51.0903.1800	Cab Lateral Casing.....	1
3	51.0903.1700	Central Casing.....	1
4	01.0006.0033	SCREW, M6-1.0X25MM FHSCS ZP.....	4
5	09.0803.0012	WASHER,COUNTERSUNK.....	6
6	01.0031.0055	WASHER,D 8,UNI 6592 ZN.....	6
7	01.0023.0053	NUT,NYLOCK M6-1.0 Z.....	6
8	01.4006.0016	SCREW, 10.9 FHSC M6-1.0X60Z....	2
9	09.0803.0400	LEFT MUD GUARD, 5519.....	1
10	51.0806.0000	Left Mudguard Support.....	1
11	51.0803.5700	Boom Limit Switch.....	1
12	54.0702.0014	Pad 20X250 for Boom Limit Switch.....	1
13	09.0803.0401	MUD GUARD RIGHT,5519.....	1
14	51.0806.1000	Left Mudguard Support.....	1
15	51.0810.6100	Front Axle Bracket Fixing Plate.....	2
16	01.4001.0057	SCREW M24.....	4
17	01.0031.0063	WASHER M24.....	8
18	01.0023.0062	STOP NUT M24.....	4

203.1 605506 Right Frame



Item	Part No.	Description	Qty.
1	52.1100.7500	Engine Casing.....	1
2	09.0803.0393	LATCH 5519.....	1
3	54.0800.0000	Spring 2.5X18X100.....	1
4	51.0810.4200	Engine Casing Lock Pin.....	1
5	51.0810.3200	Engine Casing Lock Iron Frame.....	1
6	01.0001.0254	SCREW, 8.8 HCS 8MM-1.25X20Z...1	
7	01.0031.0299	WASHER,CHMFRD,D8,UNI 6593,ZN.....	1
8	01.4032.0003	SPRING WASHER,D 8,ZN.....	1
9	09.0803.0401	MUD GUARD RIGHT,5519.....	1
10	51.0806.0000	Left Mud - Guard Support.....	1
11	09.0803.0400	LEFT MUD GUARD, 5519.....	1
12	51.0806.1000	Right Mud Guard Support.....	1
13	07.0726.0102	Oil Tank Trap.....	1
14	01.0001.0355	SCREW, 8.8 HCS 10MM-1.5X25Z...4	
15	01.4032.0004	SPRING WASHER,D10 ZN.....	4
16	51.0903.0400	Engine Housing.....	1
17	07.0723.0042	DRIVING MIRROR ONLY/ SINGLE.....	1
18	51.0802.4400	Right Rear View Mirror Support.....	1
19	01.0001.0256	SCREW, 8.8 HCS 8MM-1.25X25Z...3	
20	01.4032.0003	SPRING WASHER,D 8,ZN.....	3
21	01.0031.0055	WASHER,D 8,UNI 6592 ZN.....	3
22	09.0803.0245	SEAL (UM = 39.5 INCHES)....59-Inch	
23	01.0006.0033	SCREW, M6-1.0X25MM FHSCS ZP.....	4
24	09.0803.0012	WASHER,COUNTERSUNK.....	6
25	01.0031.0055	WASHER,D 8,UNI 6592 ZN.....	6
26	01.0023.0053	NUT,NYLOCK M6-1.0 Z.....	6
27	01.4006.0016	SCREW, 10.9 FHSC M6-1.0X60Z...2	
28	01.0023.0054	NUT,M8,UNI 7473.....	1
29	01.0031.0055	WASHER,D 8,UNI 6592 ZN.....	1
30	51.0901.7900	Bracket.....	1
31	51.0810.7300	Engine Cover Support Bracket.....	1

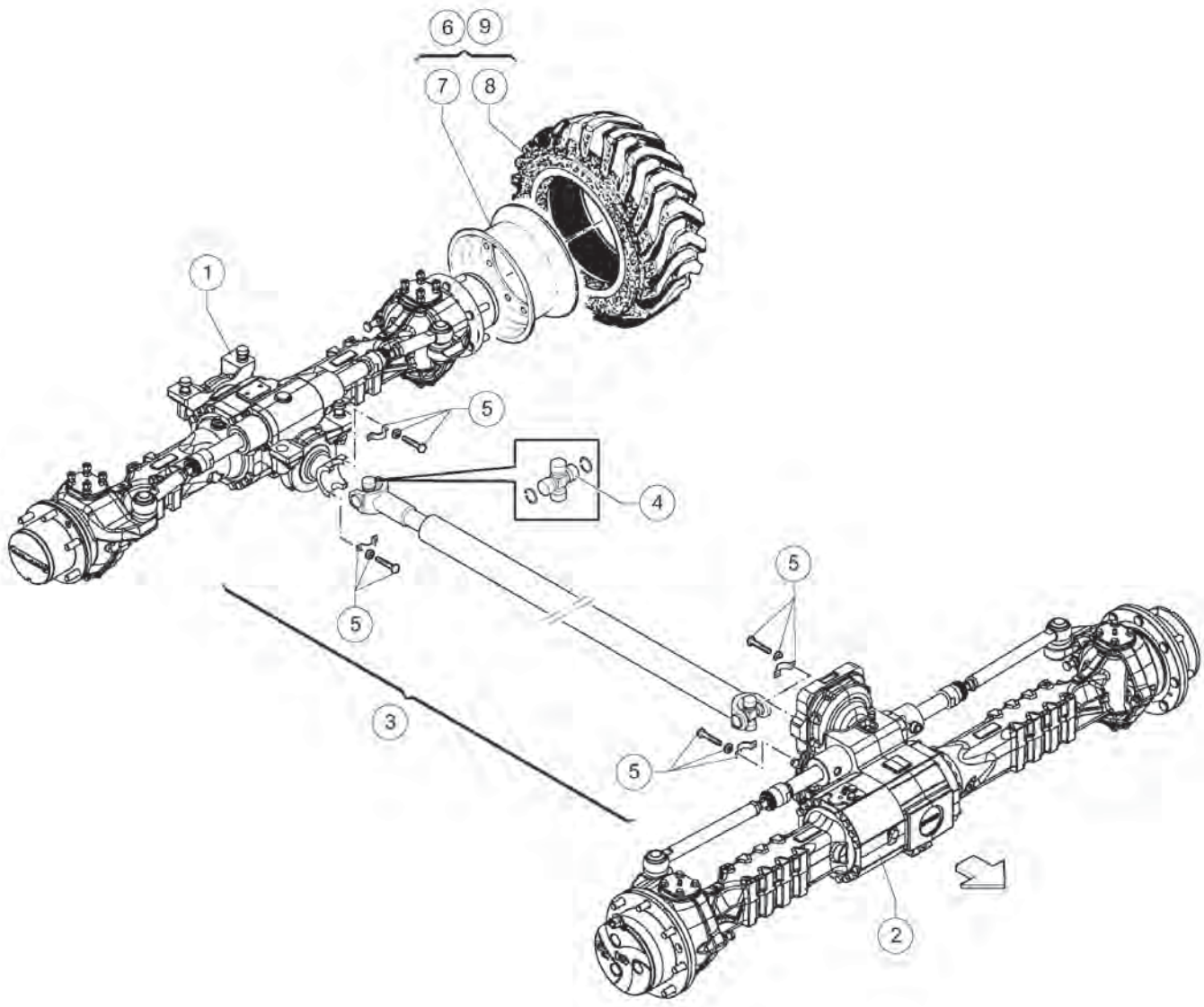
204.1 605507 Hydraulic Oil Tank



204.1 605507 Hydraulic Oil Tank

Item	Part No.	Description	Qty.
1	51.0600.4900	Oil Tank.....	1
2	07.0726.0102	Inspection Hatch.....	1
3	56.0013.0028	Low Level Indicator Control.....	1
4	09.4604.0004	Filter.....	1
5	04.0607.0107	PIPE FITTING,3/4".....	3
6	09.4604.0047	HYD OIL FILTER 5519.....	1
7	04.0607.0139	PIPE FITTING.....	1
8	04.0600.0046	NIPPLE/PIPE FITTING.....	1
9	04.0607.0121	PIPE FITTING.....	1
10	04.4224.0000	BALL VALVE,MANUAL.....	1
11	04.4239.0083	VALVE VUC 3/4 8 BAR 5519.....	1
12	04.0607.0194	NIPPLE.....	1
13	06.0442.0111	WASHER.....	1
14	04.0600.0055	PIPE FITTING.....	1
15	06.0442.0103	WASHER,BRASS.....	1
16	04.0220.0055	PLUG/STOPPER HEAD.....	1
17	06.0442.0102	WASHER,JC 17,SP2.....	2
18	06.0442.0107	WASHER/UNION.....	3
19	09.0806.0020	SUPPORT/RUBBER DOOR.....	1
20	53.3301.0005	Rubber Gasket 240 X 330 Sp. 3.....	1
21	06.0442.0105	WASHER,JC 27,SP2,5.....	2
22	04.0607.0174	NIPPLE.....	1
23	04.0220.0053	CAP/PLUG.....	1
24	56.0013.0000	Thermistor M16 X 1,5.....	1
25	04.4220.0063	Hex-head Cap DA 1" Gas.....	2
26	09.4661.0002	OIL LEVEL INDICATOR.....	1
27	07.0700.0023	OIL FILTER,CARTRIDGE.....	1
28	07.0700.0006	COVER, OIL FILTER.....	1
29	07.0700.0007	O-ring N007.1004.....	1
30	07.0700.0028	INDICATOR (OIL CLOGGING).....	1

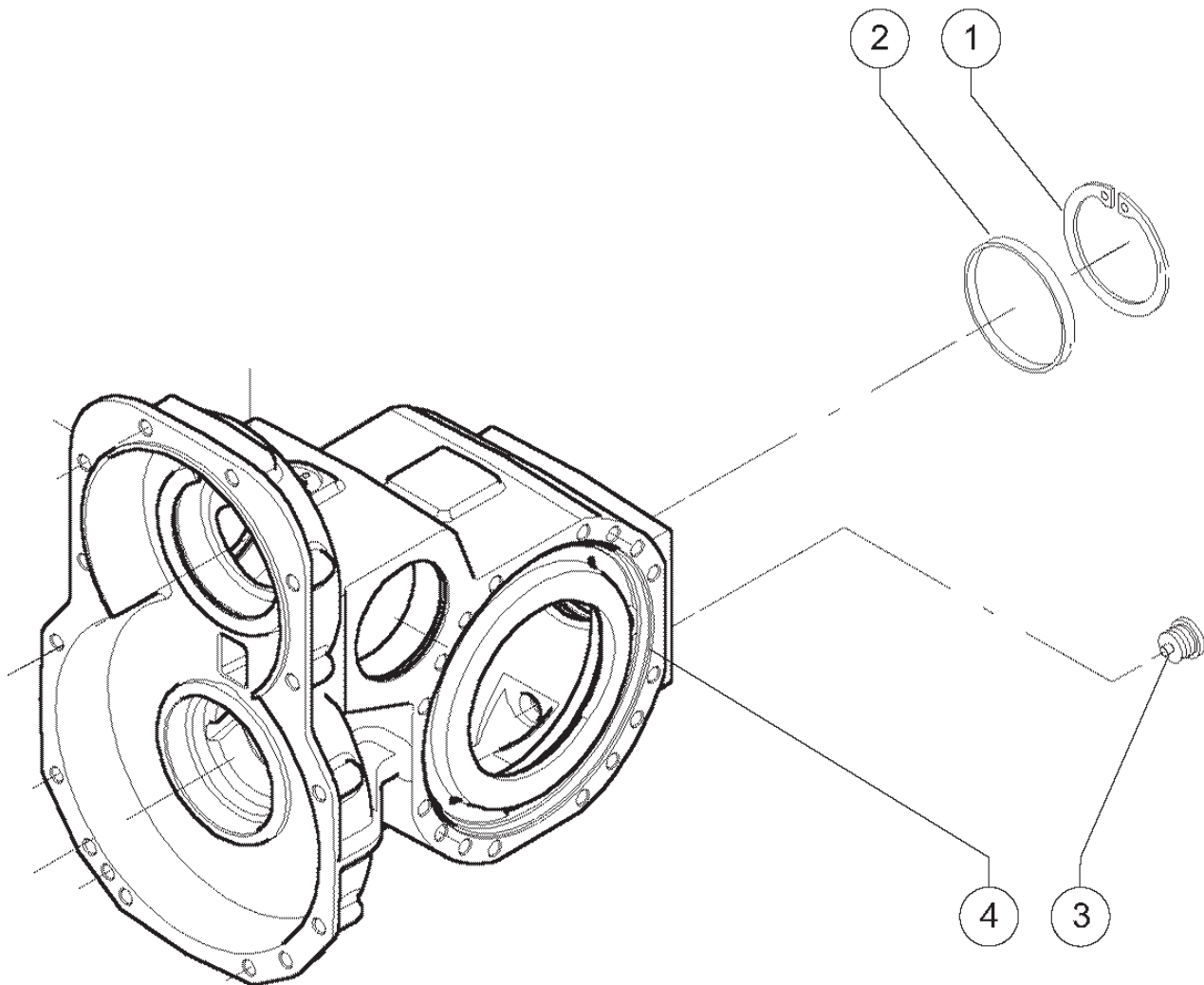
205.1 605508 Driveline and Wheels



205.1 605508 Driveline and Wheels

Item	Part No.	Description	Qty.
1	09.4632.0068	Rear Steering Axle.....	1
2	09.4632.0067	Front Steering Axle.....	1
3	09.4635.0048	Cardan Shaft.....	1
4	07.0738.0003	Universal Joint Cross.....	2
5	09.4635.0014	CARDAN JOINT ASSY KIT.....	4
6	55.0403.0046	Comple Wheel 12-16.5 PR10.....	4
7	09.4629.0018	RIM.....	4
8	09.4627.0018	TIRE, 12-16.5 PR10.....	4
9	55.0403.0055	Comple Wheel 12-16.5 PR10 + Ffoam Filled..... <i>Optional</i>	4

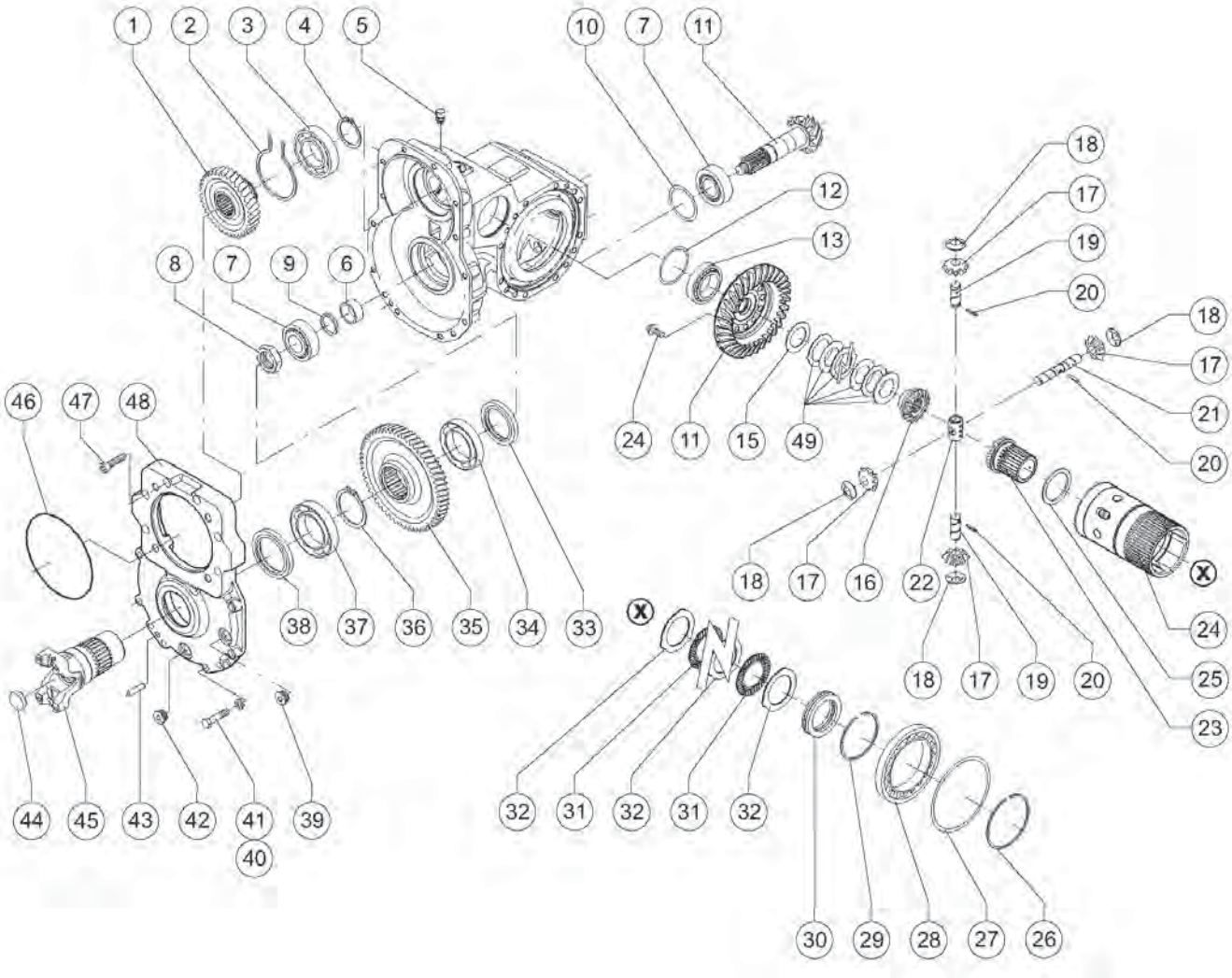
206.1 605509 Front Axle - Differential Case



206.1 605509 Front Axle - Differential Case

Item	Part No.	Description	Qty.
1	633204	SNAP RING (CIRCLIP).....	1
2	07.0709.0084	PLUG.....	1
3	07.0709.0747	MAGNETIC PLUG.....	1
4	07.0709.0292	HOUSING.....	1

207.1 605510 Front Axle - Differential

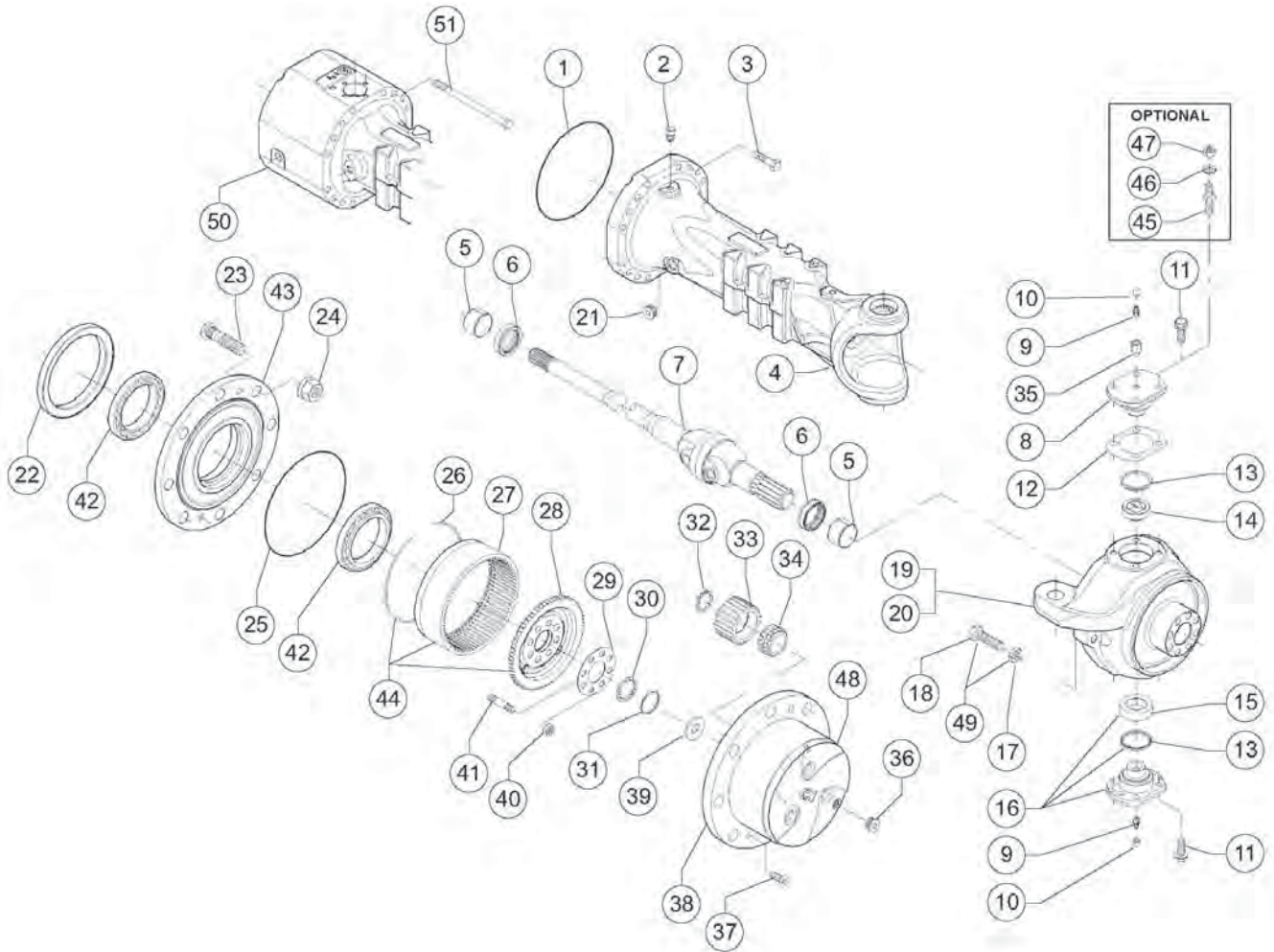


207.1 605510 Front Axle - Differential

Item	Part No.	Description	Qty.	Item	Part No.	Description	Qty.
1	07.0709.0293	Gear.....	1	35	07.0709.0313	BEARING.....	1
2	07.0709.0294	Snap Ring.....	1	36	07.0709.0315	Snap Ring.....	1
3	07.0709.0130	BEARING.....	1	37	634561	BEARING.....	1
4	07.0709.0295	SNAP RING.....	1	38	07.0709.0316	SEAL.....	1
5	639670	PLUG,BREATHER.....	1	39	07.0709.0274	PLUG.....	1
6	07.0709.0359	Spacer.....	1	40	07.0709.0188	SPRING WASHER.....	8
7	07.0709.0174	Bearing.....	2	41	639830	SCREW, 8.8 HCS 12MM-1.75X50...8	8
8	07.0709.0296	Ring Nut.....	1	42	07.0709.0747	MAGNETIC PLUG.....	1
9	07.0709.0245	Ring.....	1	43	639832	DOWEL.....	1
9	07.0709.0249	Ring.....	1	44	07.0709.0317	PLUG.....	1
10	634391	SHIM,THICKNESS.....	1	45	07.0709.0710	Flange.....	1
10	634392	SHIM,THICKNESS.....	1	46	07.0709.0127	SEAL.....	1
10	634393	SHIM,THICKNESS.....	1	47	07.0709.0134	SCREW, 12.9 SHCS 12-1.75X45....6	6
11	07.0709.0709	BEVEL GEAR SET.....	1	48	07.0709.0319	Cover.....	1
12	07.0709.0257	THICKNESS.....	1	49	07.0709.0320	Clutch Disc.....	1
12	07.0709.0258	THICKNESS.....	1				
12	07.0709.0259	THICKNESS.....	1				
12	07.0709.0260	THICKNESS.....	1				
13	633529	BEARING.....	1				
14	07.0709.0748	DIFFERENTIAL CASE.....	1				
15	633531	WASHER.....	1				
16	07.0709.0749	Crown Wheel.....	1				
17	633568	PINION GEAR.....	4				
18	633533	WASHER.....	4				
19	07.0709.0253	Pin.....	2				
20	07.0709.0254	DOWEL.....	3				
21	07.0709.0255	Pin.....	1				
22	07.0709.0256	STAR WHEEL.....	1				
23	07.0709.0750	Crown Wheel.....	1				
24	07.0709.0751	SCREW,016.28.3658 12.....	12				
25	07.0709.0752	WASHER,SHIM,111.04.060.01.....	1				
26	07.0709.0303	SNAP RING.....	1				
27	07.0709.0309	THICKNESS.....	8				
28	639637	Bearing.....	1				
29	07.0709.0302	Snap Ring.....	1				
30	07.0709.0306	Bearing.....	1				
31	07.0709.0305	CLUTCH DISC.....	1				
32	07.0709.0301	CLUTCH DISC.....	1				
33	07.0709.0306	Bearing.....	1				
34	07.0709.0312	SEAL.....	1				



208.1 605511 Front Axle - Reduction Gear



49 : Position kit = 17 18

44 : Position kit = 26 27 28

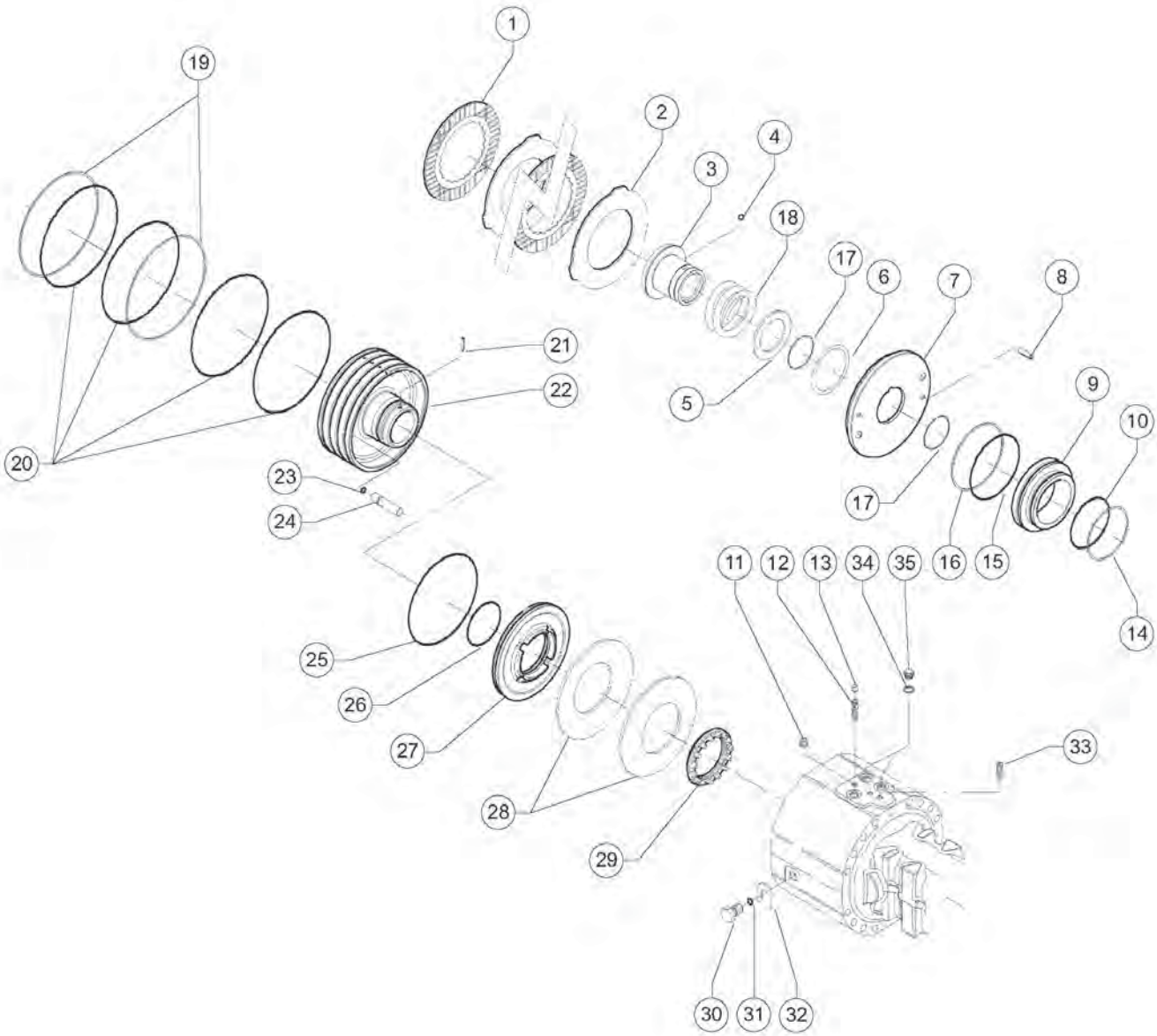
48 : Position kit = 32 33 34 38 39

9 35 : OPTIONAL

208.1 605511 Front Axle - Reduction Gear

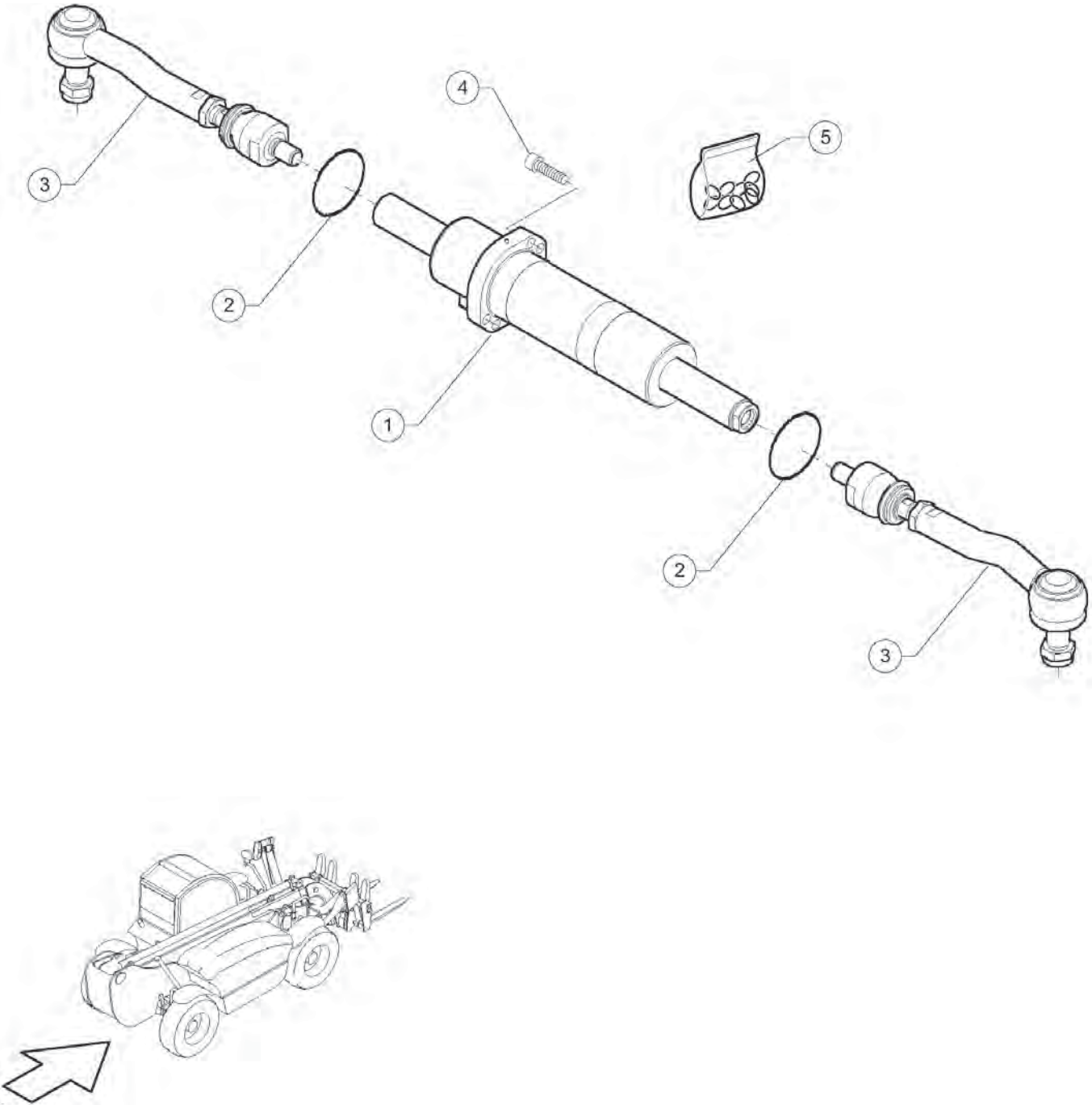
Item	Part No.	Description	Qty.	Item	Part No.	Description	Qty.
1	07.0709.0261	SEAL.....	2	37	07.0709.0065	Screw.....	4
2	639670	PLUG,BREATHER.....	1	38	07.0709.0321	SUPPORT.....	2
3	07.0709.0262	SCREW, 10.9HCS 12MM-1.75X50.....	16	39	07.0709.0279	WASHER.....	2
4	07.0709.0263	ARM.....	1	40	07.0709.0280	Nut.....	16
5	07.0709.0264	Bushing.....	2	41	07.0709.0281	Stud.....	16
6	07.0709.0265	SEAL.....	4	42	07.0709.0171	Bearing.....	4
7	07.0709.0266	JOINT.....	2	43	07.0709.0282	HUB.....	2
8	07.0709.0267	PIN.....	2	44	07.0709.0757	CROWN SUPPORT.....	2
9	07.0709.0756	Greaser.....	1	45	07.0709.0119	Stud.....	8
10	638548	CAP.....	4	46	07.0709.0071	Washer.....	8
11	07.0709.0057	FLANGE BOLT W/ NYLON PATCH.....	12	47	07.0709.0070	Nut.....	8
12	07.0709.0268	THICKNESS.....	2	48	07.0709.0284	Support.....	2
12	07.0709.0290	THICKNESS.....	2	49	07.0709.0365	SCREW.....	4
12	07.0709.0291	THICKNESS.....	2	50	07.0709.0322	ARM.....	1
13	07.0709.0269	SEAL.....	2	51	07.0709.0323	Screw.....	16
14	07.0709.0753	Bushing.....	2				
15	07.0709.0754	Joint Box.....	2				
16	07.0709.0764	Joint Box.....	2				
17	634546	NUT,DIN439 JAM M16-2.0 P.....	4				
18	07.0709.0104	SCREW.....	4				
19	07.0709.0272	HOUSING.....	1				
20	07.0709.0273	HOUSING.....	1				
21	07.0709.0274	PLUG.....	1				
22	07.0709.0363	SEAL.....	2				
23	07.0709.0117	WHEEL STUD.....	16				
24	07.0709.0118	NUT.....	16				
25	632383	SEAL / DIFFERENTIAL.....	2				
26	639646	Snap Ring.....	2				
27	639639	RING GEAR.....	2				
28	07.0709.0275	SUPPORT.....	2				
29	07.0709.0276	SHEET.....	2				
30	07.0709.0277	Ring.....	2				
31	07.0709.0278	SNAP RING.....	2				
32	639641	SNAP RING.....	6				
33	639642	PINION,DIFFERENTIAL.....	6				
34	639643	Bearing.....	6				
35	07.0709.0758	PIPE FITTING.....	2				
36	07.0709.0113	PLUG.....	2				

209.1 605512 Front Axle - Brake



Item	Part No.	Description	Qty.
1	07.0709.0324	BRAKE DISC.....	6
2	07.0709.0325	BRAKE DISC.....	6
3	07.0709.0326	BUSHING.....	1
4	07.0709.0327	SPHERE.....	1
5	07.0709.0328	Spacer.....	1
6	629733	SHIM,THICKNESS.....	2
6	629735	SHIM,THICKNESS.....	2
6	639327	SHIM.....	2
6	639329	SHIM.....	2
7	07.0709.0329	BRAKE DISC.....	1
8	07.0709.0330	Split Pin.....	2
9	07.0709.0711	Piston.....	1
10	07.0709.0332	SEAL.....	1
11	632070	SCREW.....	1
12	630328	BLEEDER VALVE, LONG.....	2
13	638548	CAP.....	2
14	07.0709.0333	Back-up Ring.....	1
15	07.0709.0334	SEAL.....	1
16	07.0709.0335	Back-up Ring.....	1
17	07.0709.0336	Snap Ring.....	2
18	07.0709.0337	Spring.....	1
19	07.0709.0338	Back-up Ring.....	4
20	07.0709.0339	SEAL.....	4
21	07.0709.0254	DOWEL.....	1
22	07.0709.0340	Piston.....	1
23	07.0709.0341	SEAL.....	3
24	07.0709.0342	Pin.....	3
25	07.0709.0343	SEAL.....	1
26	07.0709.0344	SEAL.....	1
27	07.0709.0345	Piston.....	1
28	07.0709.0346	Spring.....	2
29	07.0709.0347	Ring Nut.....	1
30	07.0709.0712	Screw.....	2
31	07.0709.0034	SEAL.....	2
32	07.0709.0349	Spacer.....	2
33	07.0709.0350	SECURITY DOWEL.....	1
34	07.0709.0351	SEALING WASHER.....	2
35	07.0709.0352	Screw.....	2

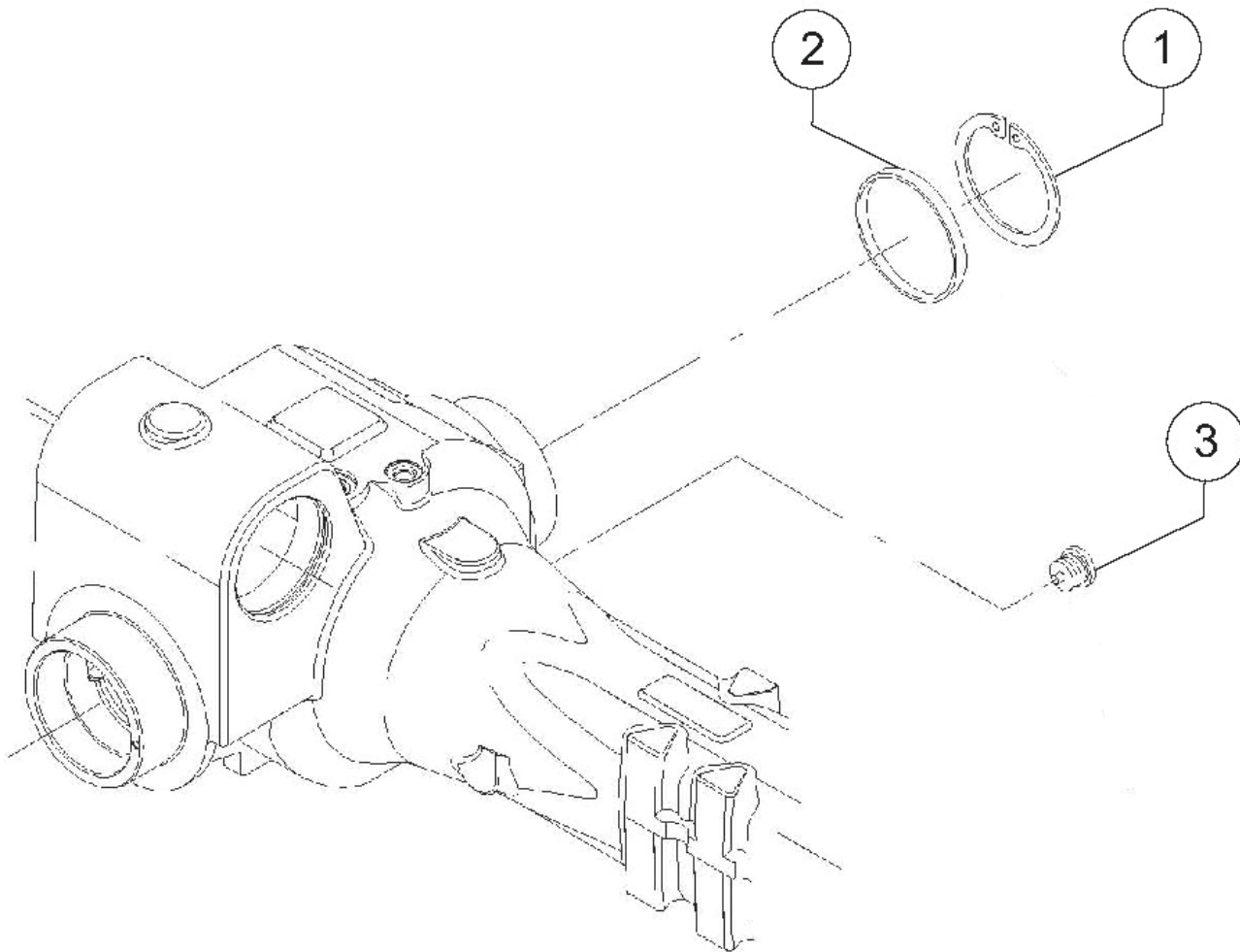
210.1 605513 Front Axle - Steering Cylinder



210.1 605513 Front Axle - Steering Cylinder

Item	Part No.	Description	Qty.
1	07.0709.0285	Cylinder.....	1
2	634397	O-RING.....	2
3	07.0709.0286	ARTICULATED TIE ROD.....	2
4	07.0709.0134	SCREW, 12.9 SHCS 12-1.75X45.....	4
5	07.0709.0417	JOINT KIT.....	1

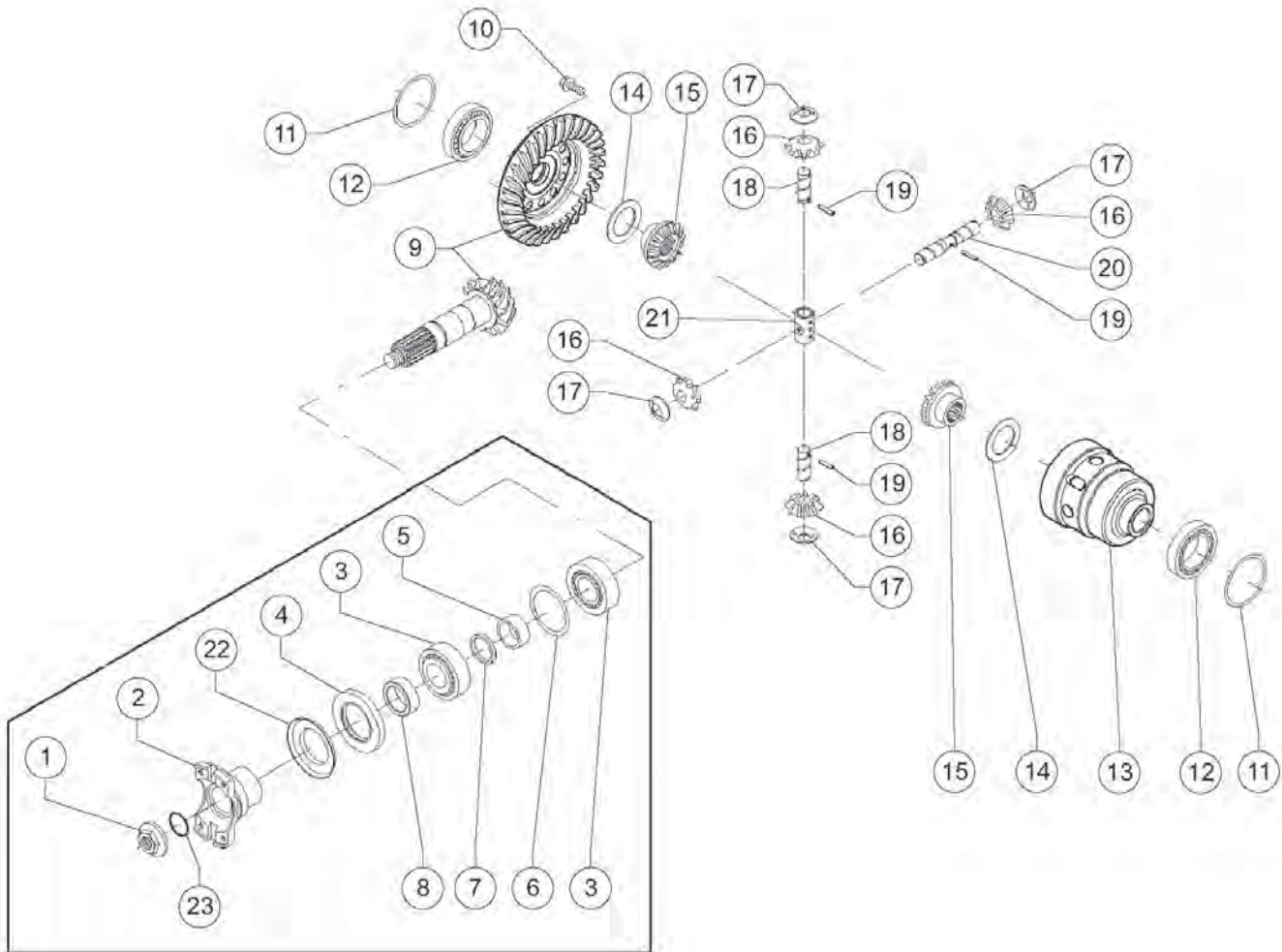
211.1 605514 Rear Axle - Differential Case



211.1 605514 Rear Axle - Differential Case

Item	Part No.	Description	Qty.
1	633204	SNAP RING (CIRCLIP).....	1
2	07.0709.0084	PLUG.....	1
3	07.0709.0747	MAGNETIC PLUG.....	1

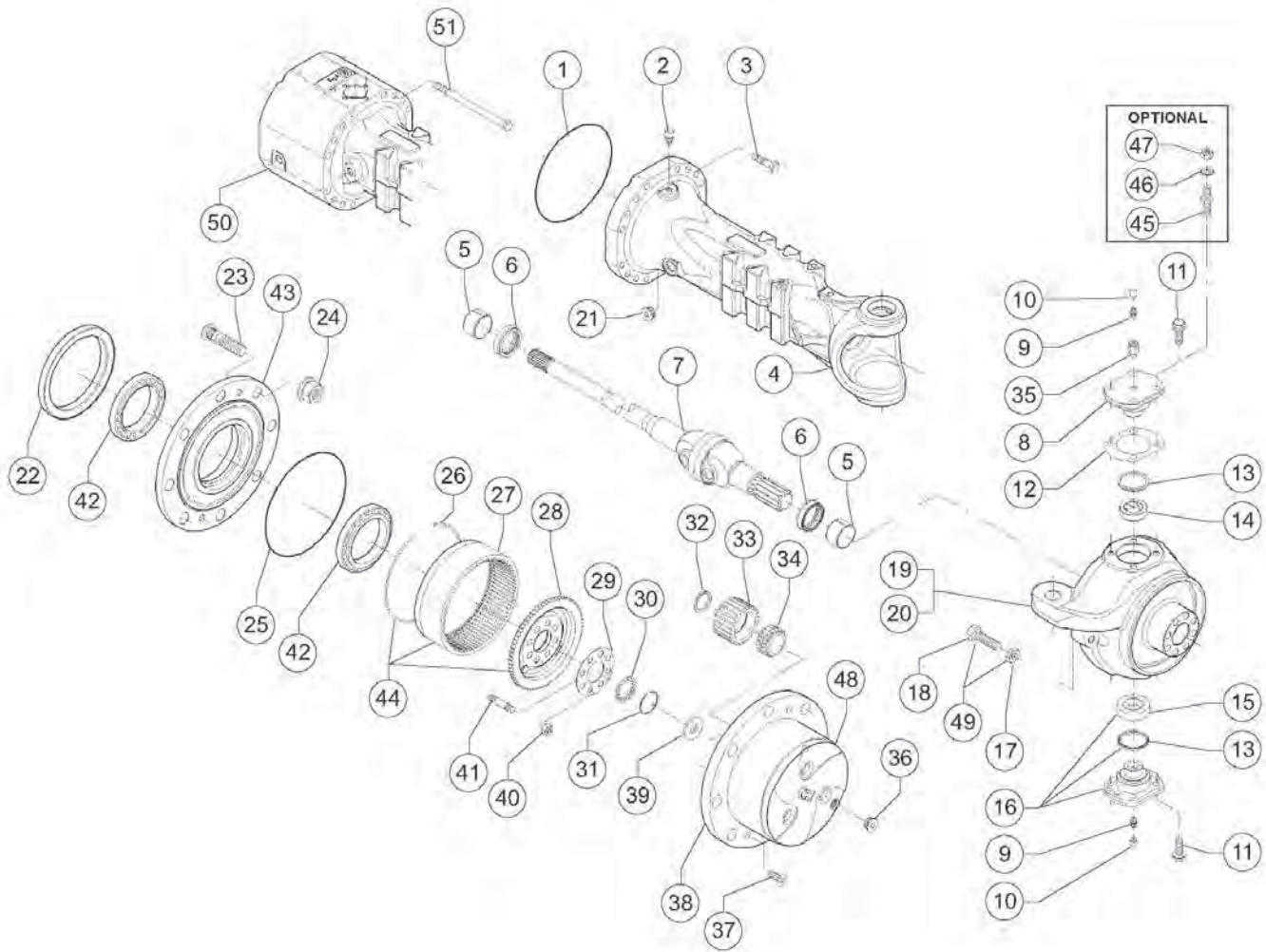
212.1 605515 Rear Axle - Differential



212.1 605515 Rear Axle - Differential

Item	Part No.	Description	Qty.
1	633160	Nut.....	1
2	07.0709.0388	Flange.....	1
3	07.0709.0174	Bearing.....	1
4	633098	SEAL,DIFFERENTIAL.....	2
5	07.0709.0359	Spacer.....	1
6	634391	SHIM,THICKNESS.....	1
7	07.0709.0245	Ring.....	1
8	634391	SHIM,THICKNESS.....	1
9	07.0709.0760	Bevel Gear.....	1
10	07.0709.0751	SCREW,016.28.3658 12.....	12
11	07.0709.0257	THICKNESS.....	2
12	633529	BEARING.....	2
13	07.0709.0761	DIFFERENTIAL BOX.....	1
14	07.0709.0252	DIFFERENTIAL CASE.....	1
15	07.0709.0762	DIFFERENTIAL PINION.....	2
16	07.0709.0763	Satellite Gear.....	4
17	633533	WASHER.....	4
18	07.0709.0253	Pin.....	2
19	07.0709.0254	DOWEL.....	3
20	07.0709.0255	Pin.....	1
21	07.0709.0706	STAR WHEEL.....	1
22	07.0709.0235	SHEET.....	1
23	633110	O-RING.....	1

213.1 605516 Rear Axle - Steering Axle



49 : Position kit = 17 18

44 : Position kit = 26 27 28

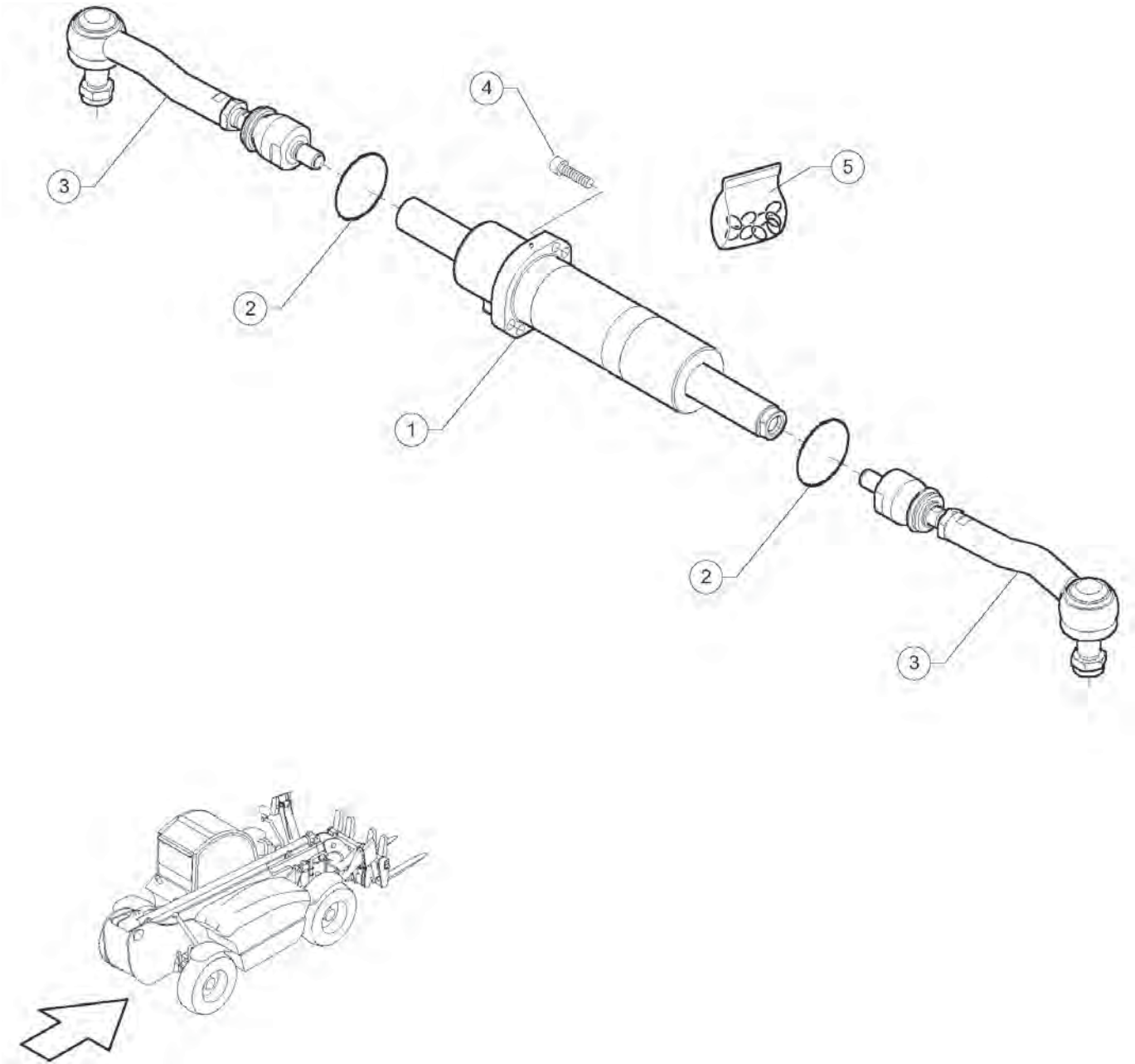
48 : Position kit = 32 33 34 38 39

9 35 : OPTIONAL

213.1 605516 Rear Axle - Steering Axle

Item	Part No.	Description	Qty.	Item	Part No.	Description	Qty.
1	07.0709.0261	SEAL.....	2	37	07.0709.0065	Screw.....	4
2	639670	PLUG,BREATHER.....	1	38	07.0709.0321	SUPPORT.....	2
3	07.0709.0262	SCREW, 10.9HCS 12MM-1.75X50.....	16	39	07.0709.0279	WASHER.....	2
4	07.0709.0263	ARM.....	1	40	07.0709.0280	Nut.....	16
5	07.0709.0264	Bushing.....	2	41	07.0709.0281	Stud.....	16
6	07.0709.0265	SEAL.....	4	42	07.0709.0171	Bearing.....	4
7	07.0709.0266	JOINT.....	2	43	07.0709.0282	HUB.....	2
8	07.0709.0267	PIN.....	2	44	07.0709.0757	CROWN SUPPORT.....	2
9	07.0709.0756	Greaser.....	1	45	07.0709.0119	Stud.....	8
10	638548	CAP.....	4	46	07.0709.0071	Washer.....	8
11	07.0709.0057	FLANGE BOLT W/ NYLON PATCH.....	12	47	07.0709.0070	Nut.....	8
12	07.0709.0268	THICKNESS.....	2	48	07.0709.0284	Support.....	2
12	07.0709.0290	THICKNESS.....	2	49	07.0709.0365	SCREW.....	4
12	07.0709.0291	THICKNESS.....	2	50	07.0709.0322	ARM.....	1
13	07.0709.0269	SEAL.....	2	51	07.0709.0323	Screw.....	16
14	07.0709.0753	Bushing.....	2				
15	07.0709.0754	Joint Box.....	2				
16	07.0709.0764	Joint Box.....	2				
17	634546	NUT,DIN439 JAM M16-2.0 P.....	4				
18	07.0709.0104	SCREW.....	4				
19	07.0709.0272	HOUSING.....	1				
20	07.0709.0273	HOUSING.....	1				
21	07.0709.0274	PLUG.....	1				
22	07.0709.0363	SEAL.....	2				
23	07.0709.0117	WHEEL STUD.....	16				
24	07.0709.0118	NUT.....	16				
25	632383	SEAL / DIFFERENTIAL.....	2				
26	639646	Snap Ring.....	2				
27	639639	RING GEAR.....	2				
28	07.0709.0275	SUPPORT.....	2				
29	07.0709.0276	SHEET.....	2				
30	07.0709.0277	Ring.....	2				
31	07.0709.0278	SNAP RING.....	2				
32	639641	SNAP RING.....	6				
33	639642	PINION,DIFFERENTIAL.....	6				
34	639643	Bearing.....	6				
35	07.0709.0758	PIPE FITTING.....	2				
36	07.0709.0113	PLUG.....	2				

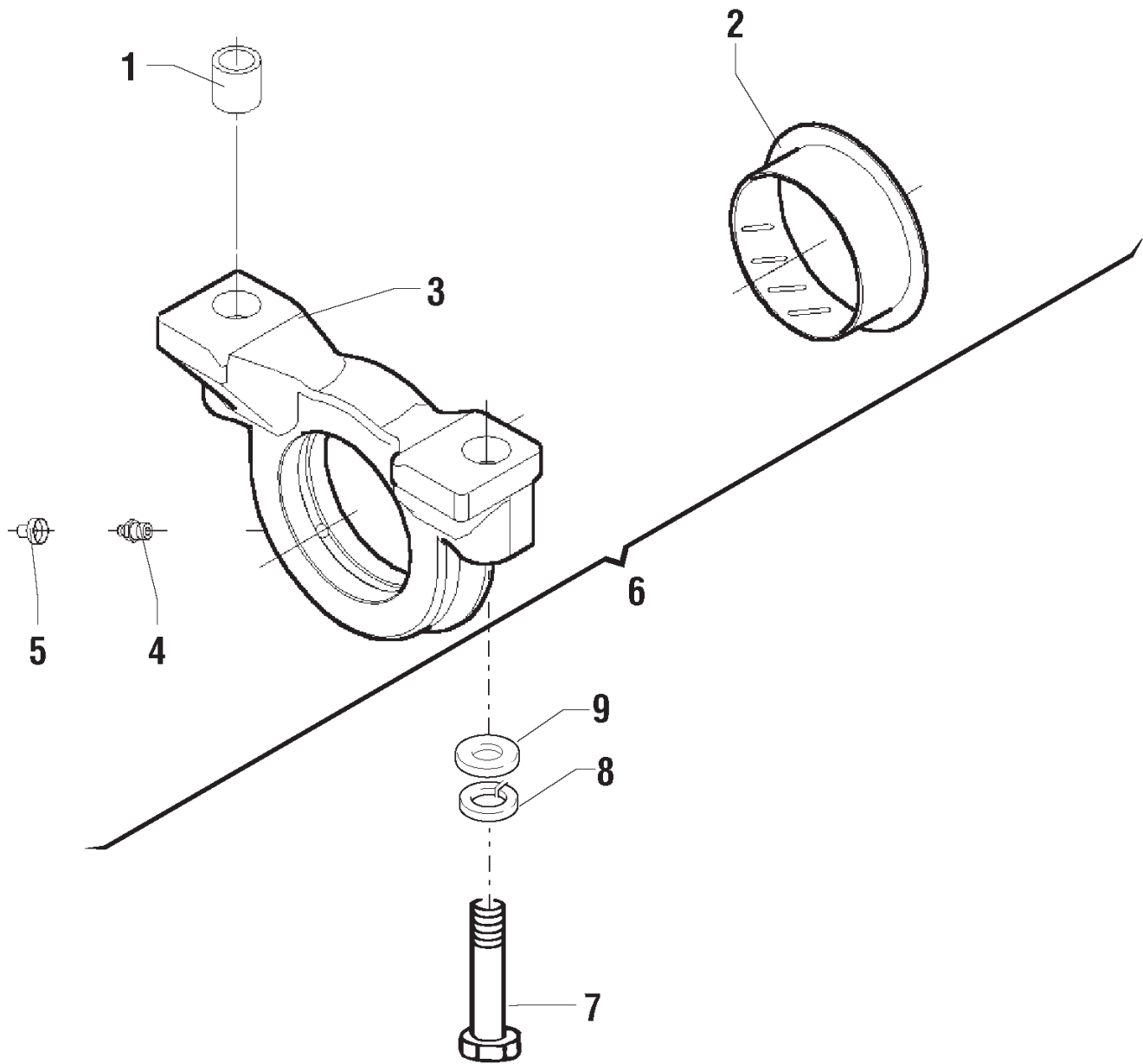
214.1 605517 Rear Axle - Steering Cylinder



214.1 605517 Rear Axle - Steering Cylinder

Item	Part No.	Description	Qty.
1	07.0709.0285	Cylinder.....	1
2	634397	O-RING.....	2
3	07.0709.0286	ARTICULATED TIE ROD.....	2
4	07.0709.0134	SCREW, 12.9 SHCS 12-1.75X45.....	4
5	07.0709.0417	JOINT KIT.....	1

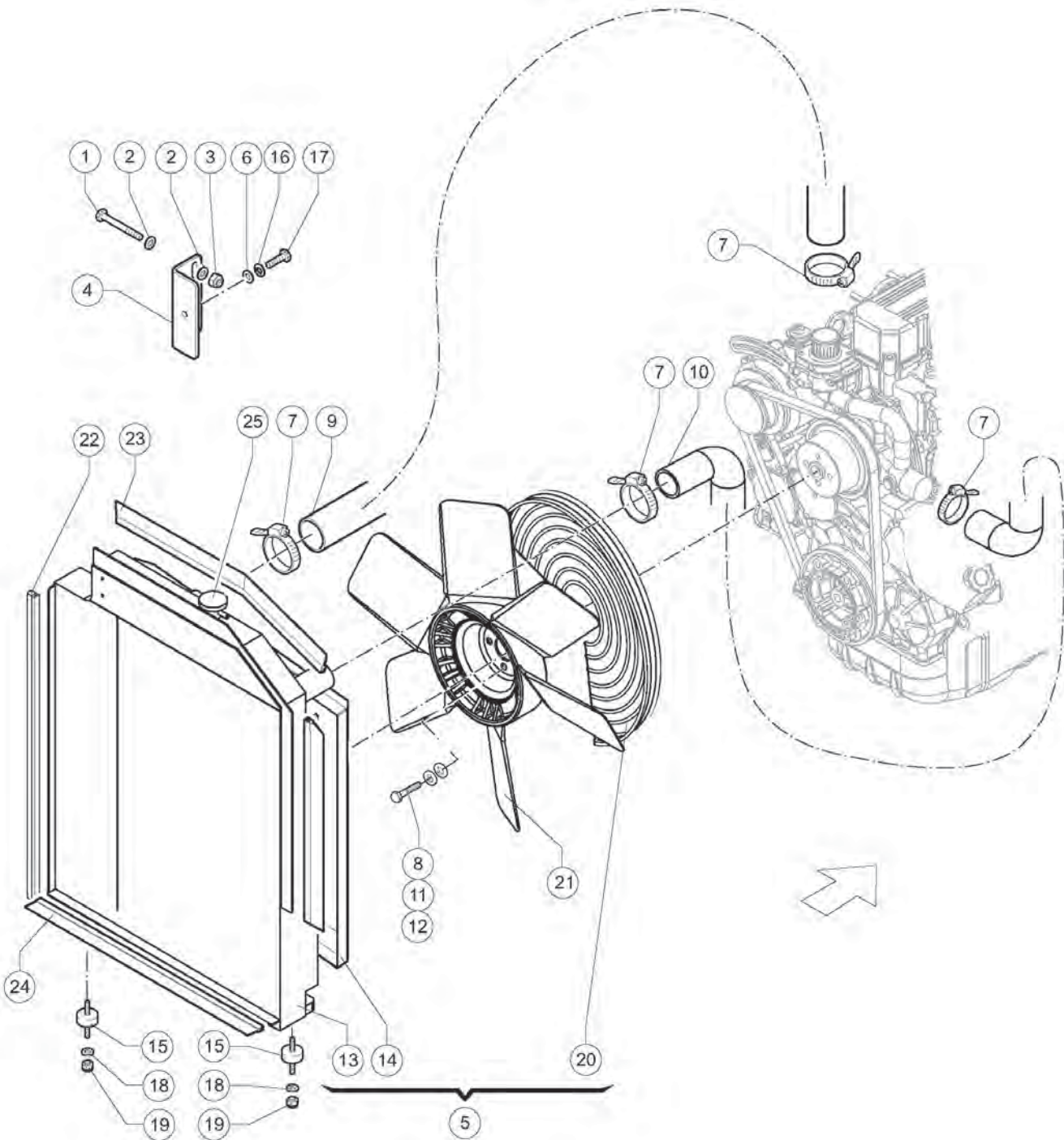
215.1 605518 Rear Axle - Coupling Support



215.1 605518 Rear Axle - Coupling Support

Item	Part No.	Description	Qty.
1	07.0709.0218	BUSHING.....	4
2	07.0709.0287	Bushing.....	2
3	07.0709.0289	SUPPORT.....	4
4	633176	GREASE NIPPLE.....	2
5	638548	CAP.....	2
6	07.0709.0289	SUPPORT.....	42
7	01.4001.0009	Screw.....	4
8	01.4032.0009	SPRING WASHER.....	4
9	01.0031.0061	WASHER,MM FL WASH 20 Z.....	4

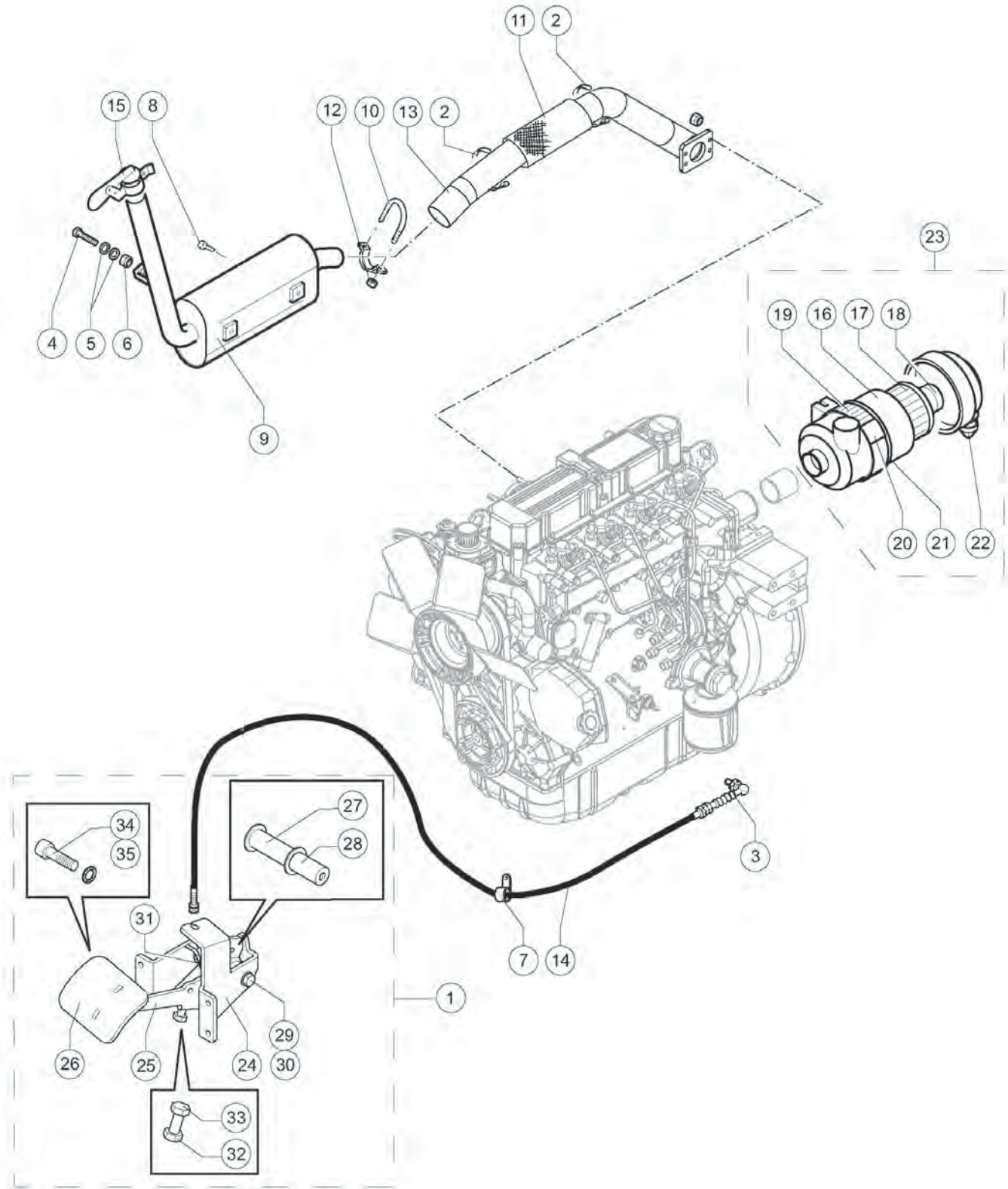
301.1 605519 Diesel Engine - Engine Cooling System



301.1 605519 Diesel Engine - Engine Cooling System

Item	Part No.	Description	Qty.
1	01.0001.1465	SCREW,TE,M8X40,UNI 5739,8.8 ZN.....	1
2	01.4031.0004	WASHER,CHMFRD,D.8X32ZN,UNI6593.2	
3	01.0023.0054	NUT,M8,UNI 7473.....	1
4	51.0810.4100	Radiator Side Support.....	1
5	53.3200.0043	Combined Oil/Water Radiator.....	1
6	01.4032.0003	SPRING WASHER,D 8,ZN.....	2
7	04.0227.0067	SLIGHT CLAMP,DN50/70 LG12.....	4
8	01.0001.0254	SCREW, 8.8 HCS 8MM-1.25X20Z...1	
9	53.3001.5400	Manifold.....	1
10	53.3001.5500	Manifold.....	1
11	01.4032.0003	SPRING WASHER,D 8,ZN.....	1
12	01.0031.0055	WASHER,D 8,UNI 6592 ZN.....	1
13	07.0712.0101	Radiator Core.....	1
14	07.0712.0102	AIR CONVEYOR (RADIATOR SHROUD).....	1
15	09.4670.0002	PUFFER/INSULATOR.....	1
16	01.0031.0055	WASHER,D 8,UNI 6592 ZN.....	2
17	01.0001.0256	SCREW, 8.8 HCS 8MM-1.25X25Z...2	
18	01.0031.0301	WASHER,CHMFRD,D10(10X30)ZN.1	
19	01.0023.0055	NUT,SELFLOCK,M10,UNI7473,ZN..1	
20	07.0712.0103	Fan Guard Grid.....	1
21	07.0712.0048	Fan.....	1
22	09.0803.0245	SEAL (UM = 39.5 INCHES).....	27.5-Inch.
23	09.0803.0245	SEAL (UM = 39.5 INCHES)...43-Inch.	
24	09.0803.0245	SEAL (UM = 39.5 INCHES).....	23.5-Inch.
25	07.0712.0104	Radiator Cap.....	1

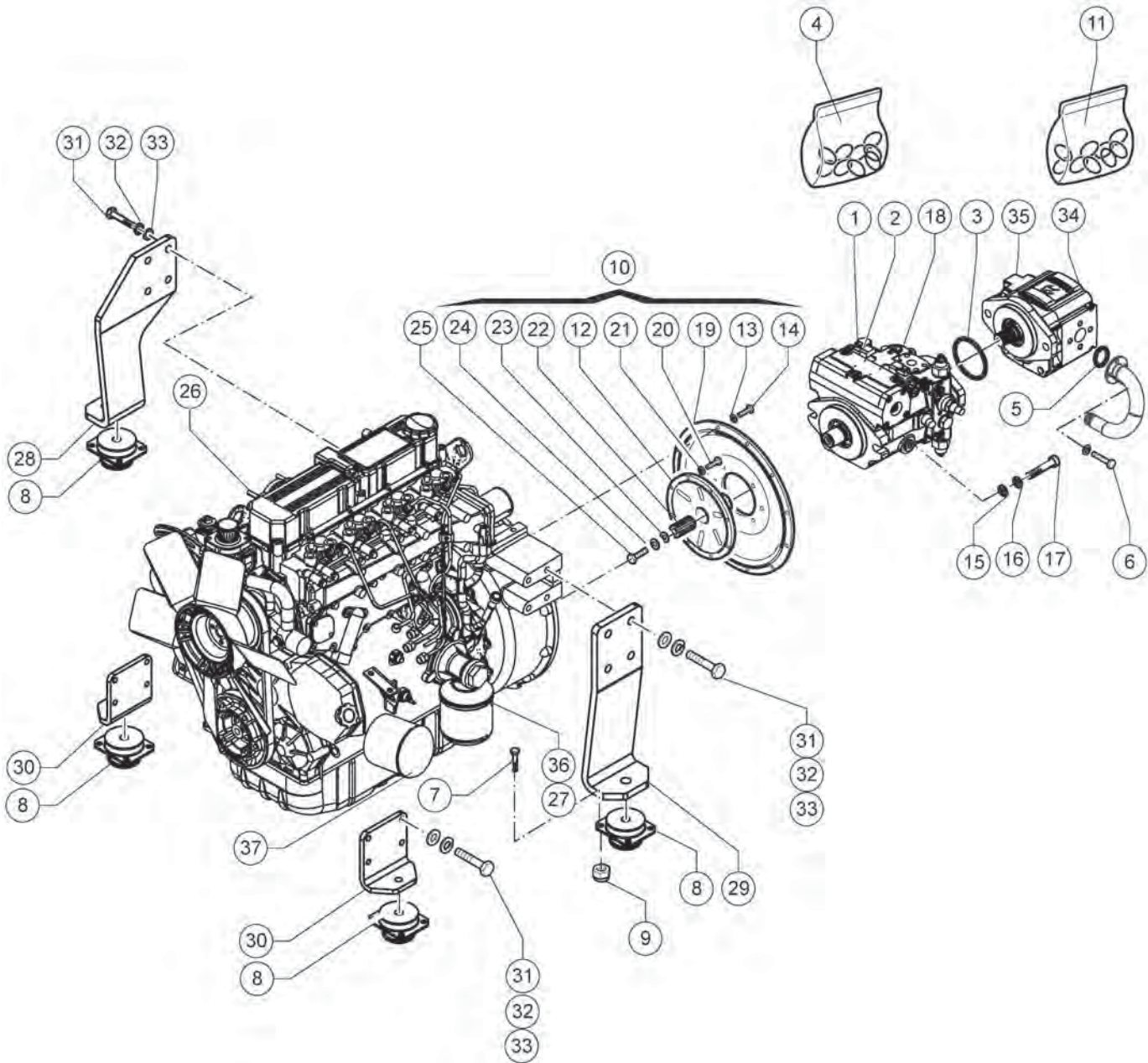
302.1 605520 Diesel Engine - Exhaust System - Injection - Accelerator



302.1 605520 Diesel Engine - Exhaust System - Injection - Accelerator

Item	Part No.	Description	Qty.
1	09.4656.0012	Complete Throttle Pedal.....	1
2	04.0227.0067	SLIGHT CLAMP, DN50/70 LG12.....	6
3	09.0803.0008	KNEE-CAP/ARTICULATION JOINT.....	1
4	01.0001.0357	SCREW, 8.8 HCS 10MM-1.5X35Z...	1
5	01.0031.0056	WASHER, MM FL WASH 10 Z.....	2
6	01.0023.0055	NUT, SELFLOCK, M10, UNI7473, ZN..	1
7	04.4227.0007	CLAMP, S16, D32 TYPE, 8.4 HOLE...5	5
8	01.0001.0356	SCREW, 8.8 HCS 10MM-1.5X30Z...2	2
9	53.3100.0034	Muffler.....	1
10	09.0803.0347	COLLAR.....	1
11	09.0803.0259	GUARD (CUT @ 39.37"/1METER).....	1
12	01.0023.0053	NUT, NYLOCK M6-1.0 Z.....	1
13	53.3001.5000	Stainless Steel Exhaust Pipe.....	1
14	09.4645.0030	Throttle Cable.....	1
15	09.0803.0027	UMBRELLA/RAIN CAP-COVER.....	1
16	07.0700.0038	Filter Body.....	1
17	07.0700.0037	AIR FILTER, PRIMARY.....	1
18	07.0700.0036	AIR FILTER, SECONDARY.....	1
19	07.0700.0032	Bracket.....	1
20	07.0700.0033	Compression Spring.....	2
21	07.0700.0034	AIR FILTER, RING.....	1
22	07.0700.0035	Output Valve.....	1
23	09.4604.0052	AIR FILTER ASSY, 5519.....	1
24	07.0730.0051	Pedal Support.....	1
25	07.0730.0052	Pedal.....	1
26	07.0730.0053	Removable Pedal.....	1
27	07.0730.0054	Bushing.....	2
28	07.0730.0055	Pedal Pin.....	1
29	01.0001.0252	SCREW, 8.8 HCS 8MM-1.25X16Z...2	2
30	07.0730.0056	Crinkle Washer UNI 8840.....	2
31	07.0730.0057	Twist Spring.....	1
32	01.0001.0257	SCREW, 8.8 HCS 8MM-1.25X30Z...1	1
33	07.0730.0058	Nut 8MA Slim UNI 4035.....	1
34	01.0003.0205	SCREW, 12.9SHCS M8-1.25X30Z...1	1
35	01.0031.0055	WASHER, D 8, UNI 6592 ZN.....	1

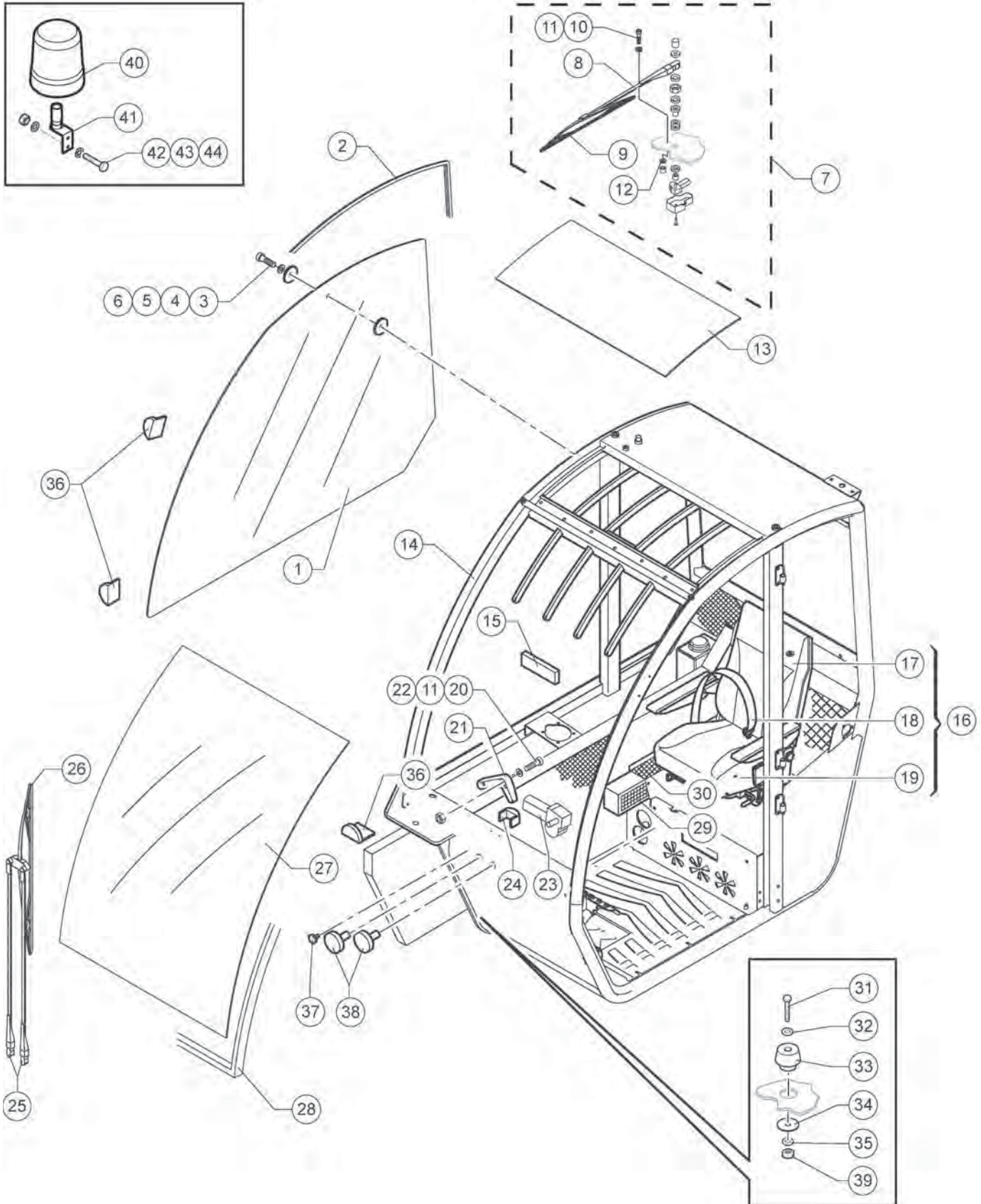
303.1 605521 Diesel Engine - Hydraulic Pumps



303.1 605521 Diesel Engine - Hydraulic Pumps

Item	Part No.	Description	Qty.	Item	Part No.	Description	Qty.
1	07.0701.0007	SOLENOID.....	2	36	07.4501.0139	Diesel Fuel Filter.....	1
2	07.0701.0209	SOLENOID VALVE.....	1	37	07.4501.0138	Engine Oil Filter.....	1
3	07.0701.0211	O-ring.....	1				
4	07.0701.0200	SEAL KIT.....	1				
5	06.0401.0123	GASKET/SEAL.....	1				
6	01.0003.0255	SCREW.....	4				
7	01.0001.0356	SCREW, 8.8 HCS 10MM-1.5X30Z.....	16				
8	09.4670.0004	SUPPORT/INSULATOR DAMPER.....	4				
9	01.0023.0055	NUT,SELFLOCK,M10,UNI7473,ZN.16					
10	09.0804.0100	JOINT ENGINE/PUMP.....	1				
11	07.4529.0112	SEAL KIT.....	1				
12	641124	Elastic Joint.....	1				
13	01.4032.0004	SPRING WASHER,D10 ZN.....	8				
14	01.0001.0356	SCREW, 8.8 HCS 10MM-1.5X30Z...8					
15	01.0031.0099	WASHER.....	2				
16	01.4032.0007	SPRING WASHER,D16,ZN,REINFORCD....	2				
17	01.0003.0405	SCREW,TCEI,M16X50,UNI5931,8.8Z.2					
18	04.4238.0058	PUMP A4VG56G 5519.....	1				
19	07.0713.0051	Housing.....	1				
20	01.0001.0356	SCREW, 8.8 HCS 10MM-1.5X30Z...8					
21	01.0032.0055	SPRING WASHER.....	8				
22	634981	HUB.....	1				
23	999058	WASHER.....	1				
24	01.0032.0057	SPRING WASHER.....	1				
25	01.0001.0357	SCREW, 8.8 HCS 10MM-1.5X35Z...1					
26	09.4601.0049	Diesel Engine.....	1				
27	07.0501.0029	DIESEL FUEL FILTER ELEMENT....1					
28	51.0810.0900	Engine Support Left Flywheel Side.....	1				
29	51.0810.1000	Engine Support Right Side TELELIFT 2506.....	1				
30	51.0809.8900	Engine Support Fan Side.....	2				
31	01.0001.0506	SCREW, 8.8 HCS 12MM1.75X30Z.....	16				
32	01.0031.0059	WASHER,D16,UNI 6592,ZN.....	16				
33	01.4032.0007	SPRING WASHER,D16,ZN,REINFORCD....	16				
34	04.4238.0059	Pump.....	1				
35	07.0722.0053	REAR COVER.....	1				

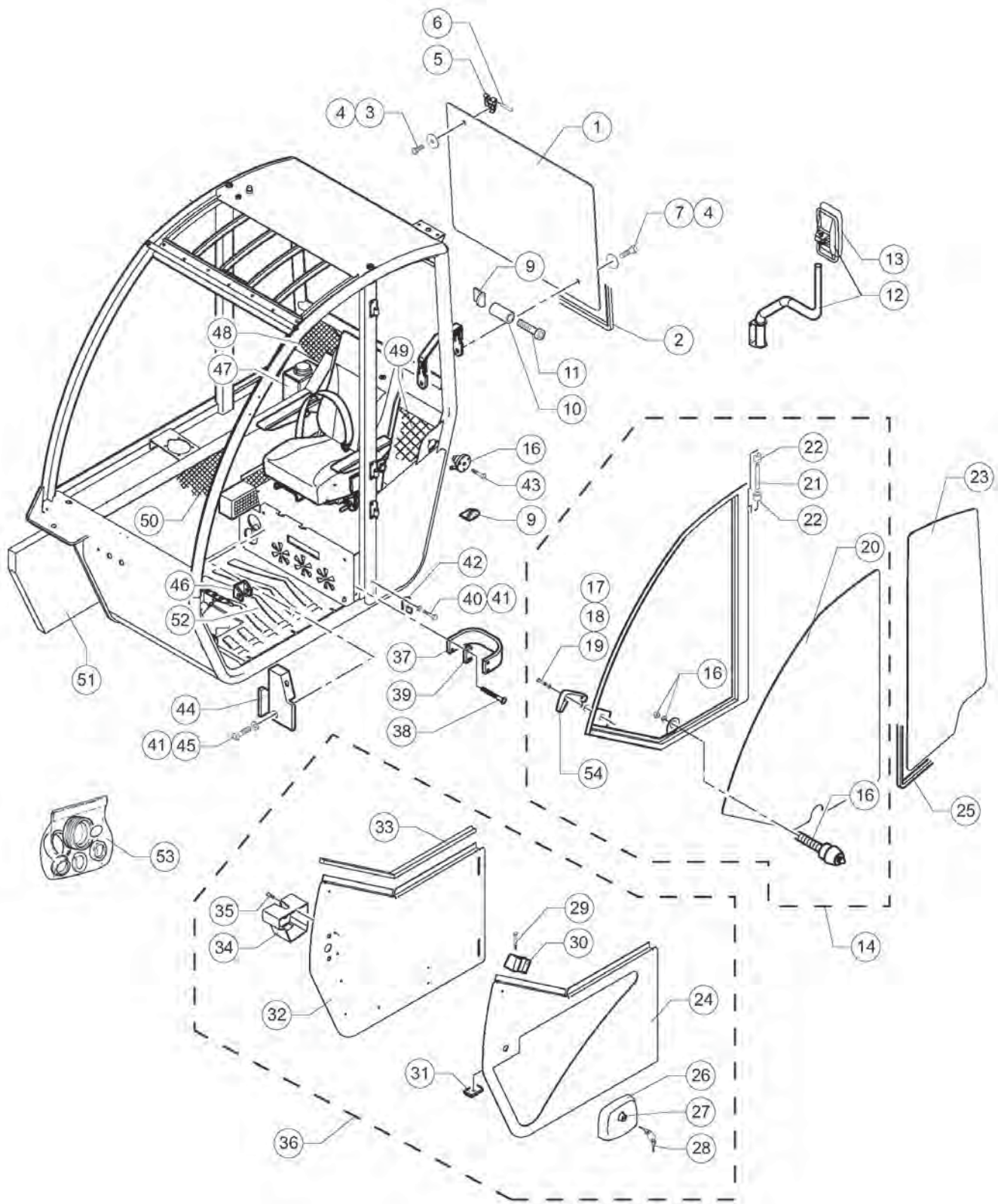
401.1 605522 Closed Cabin, View 1



401.1 605522 Closed Cabin, View 1

Item	Part No.	Description	Qty.	Item	Part No.	Description	Qty.
1	07.0723.0165	RIGHT SIDE GLASS.....	1	39	01.0023.0058	NUT, NYLOCK M16-2.0Z.....	4
2	07.0723.0174	SEAL.....162-Inch.		40	56.0010.0005	Flashing Beacon.....	1
3	07.0723.0169	SCREW.....	2	41	07.0723.0485	Flashing Beacon Bracket.....	1
4	07.0723.0114	WASHER.....	16	42	01.0001.0254	Screw TE 8x20.....	2
5	07.0723.0096	RUBBER.....	2	43	01.0031.0055	Washer D8.....	4
6	07.0723.0059	RUBBER.....	2	44	01.0023.0054	Selflock Stop Nut M8.....	2
7	58.1800.3300	Rear Windscreen Wiper Kit.....	1				
8	07.0723.0036	WIPER ARM.....	1				
9	07.0723.0446	WINDSCREEN WIPER BRUSH.....	1				
10	07.0723.0444	SCREW,TPEI,M8X30.....	2				
11	07.0723.0134	PLAIN WASHER.....	20				
12	07.0723.0223	Rubber.....	2				
13	07.0723.0168	GLASS.....	1				
14	51.1100.0020	BRIEDA Cab Structure.....	1				
15	07.0723.0142	LEVEL GAUGE.....	1				
16	09.4610.0024	Seat.....	1				
17	07.0703.0508	SEAT, CUSHION BACK.....	1				
18	09.4610.0027	BELT,SEAT A5073.104.....	1				
19	07.0703.0509	SEAT,BOTTOM CUSHION.....	1				
20	07.0723.0133	SCREW,FHSCS 8-1.25X70 P.....	1				
21	641019	HANDLE.....	2				
22	07.0723.0135	NUT.....	1				
23	07.0723.0221	WIPER MOTOR.....	1				
23	07.0723.0229	Switch.....	1				
24	641024	STOP.....	2				
25	07.0723.0450	Windscreen Wiper Arm.....	1				
26	07.0723.0037	WIPER BLADE.....	1				
27	07.0723.0219	WINDSHIELD GLASS.....	1				
28	07.0723.0190	SEAL.....150-Inch.					
29	07.0723.0149	FILTER.....	1				
30	07.0723.0454	Covering.....	1				
31	01.0001.0659	SCREW,8.8 HCS 16MM2.0X100Z...4					
32	54.0100.0002	Washer D70/16 SP. 8.....	4				
33	07.0723.0004	INSULATOR.....	4				
34	54.0100.0017	Zinc-plated Washer D70/16 SP. 4....4					
35	01.4031.0001	WASHER,CHMFRD,D16,UNI 6593,ZN.....	4				
36	641042	GLASS STOP.....	16				
37	07.0723.0055	PLUG.....	1				
38	07.0723.0054	PLUG.....	2				

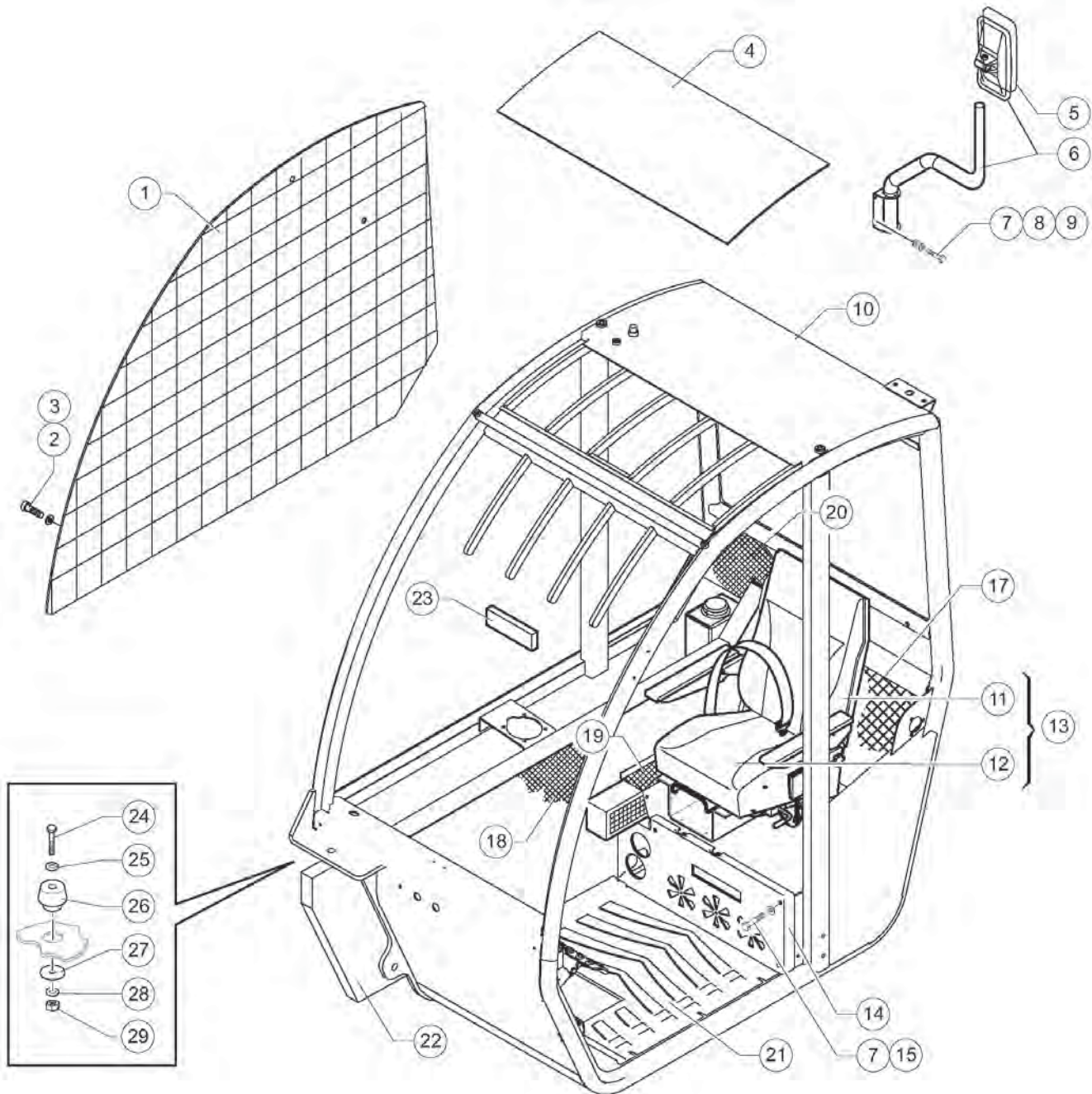
402.1 605523 Closed Cabin, View 2



402.1 605523 Closed Cabin, View 2

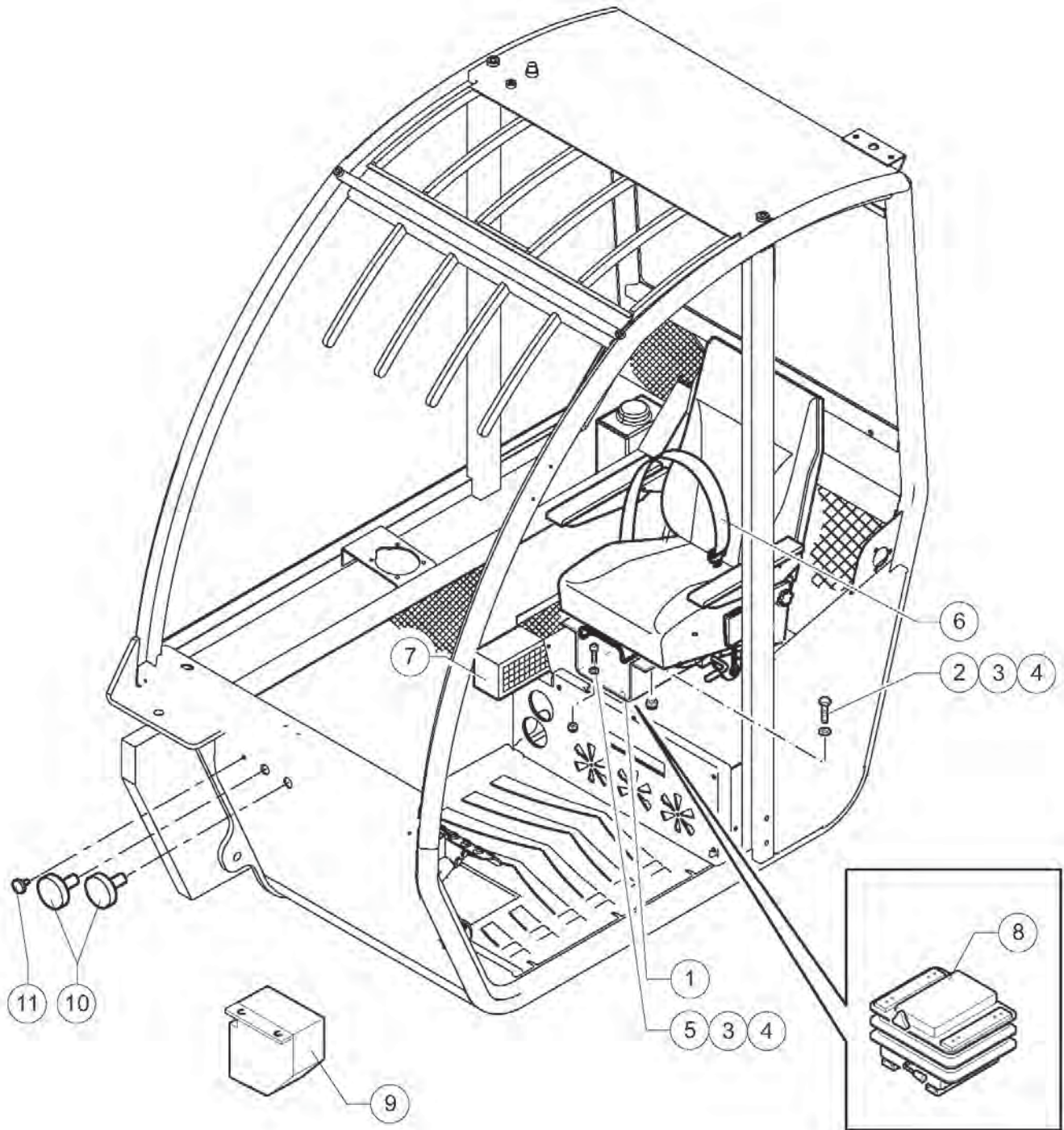
Item	Part No.	Description	Qty.	Item	Part No.	Description	Qty.
1	07.0723.0163	REAR CAB GLASS.....	1	36	07.0723.0448	LOWER DOOR ASSY GTH5519 ****	1
2	07.0723.0433	GASKET, GLASS5519(CUT @ 157.48").....	110-Inch.	37	07.0723.0461	BELT, DOOR ASSY GTH5519.....	1
3	07.0723.0176	SCREW, TSPEI M8X25.....	2	38	07.0723.0075	SCREW, LOWER DOOR ASSY 5519.....	4
4	07.0723.0114	WASHER.....	16	39	07.0723.0419	PLATE, BELT RETAINING 5519.....	2
5	07.0723.0155	HINGE.....	2	40	07.0723.0175	SCREW, M6X20DIN933 YZ HCS.....	8
6	07.0723.0161	PIN.....	2	41	07.0723.0076	WASHER.....	14
7	07.0723.0441	SCREW, TCEI M5X50.....	2	42	07.0723.0342	HINGE.....	4
8	07.0723.0434	TOGGLE LEVER, COMPLETE.....	2	43	07.0723.0185	SCREW, M6X30DIN933 YZ HCS.....	3
9	641042	GLASS STOP.....	16	44	07.0723.0455	Lock.....	1
10	07.0723.0236	STOP PAD.....	2	45	07.0723.0090	BALL-GRIP.....	1
11	07.0723.0237	SCREW, M10-1.5X90 12.9 SHCS.....	1	46	640995	CLIP.....	1
12	07.0723.0024	MIRROR W/BACKET, SINGLE.....	1	47	641004	TANK, WIPER W/ PUMP.....	1
13	07.0723.0042	DRIVING MIRROR ONLY/ SINGLE.....	1	48	07.0723.0452	Covering.....	1
14	07.0723.0424	UPPER DOOR ASSY GTH5519 ****	1	49	07.0723.0451	Covering.....	1
15	07.0723.0425	UPPER DOOR FRAME, 5519.....	1	50	07.0723.0453	Covering.....	1
16	07.0723.0144	DOOR STOP KIT.....	1	51	07.0723.0456	External Sound Proofing.....	1
17	07.0723.0429	CRINKLE WASHER, DM.10.....	1	52	07.0723.0097	Mat.....	1
18	07.0723.0428	WASHER, D10X20.....	2	53	07.0723.0351	HINGE KIT, 5519.....	1
19	07.0723.0427	SCREW, TE, M8X16.....	2	54	641019	HANDLE.....	2
20	07.0723.0426	UPPER DOOR GLASS GTH5519....	1				
21	07.0723.0410	PIN, 8X85.....	4				
22	07.0723.0345	BUSHING.....	8				
23	07.0723.0166	LEFT SIDE GLASS.....	1				
24	07.0723.0423	LOWER DOOR/ GTH5519.....	1				
25	07.0723.0152	SEAL.....	110-Inch.				
26	07.0723.0156	HANDLE.....	1				
27	07.0723.0188	KEY SWITCH WITH 2 KEYS.....	1				
28	07.0723.0045	KEY.....	1				
29	07.0723.0421	SCREW, TCB+M6X35.....	4				
30	641024	STOP.....	2				
31	07.0723.0172	Plate.....	1				
32	07.0723.0420	DOOR COATING, 5519 LOWER DOOR.....	1				
33	07.0723.0183	SEAL, GHT5519 LOWER DOOR....	1				
34	07.0723.0157	HANDLE, INTERNAL DOOR.....	1				
35	07.0723.0057	SCREW, M6-1.0X20MM FHSCS ZP.....	3				

403.1 605524 Open Cabin, View 3



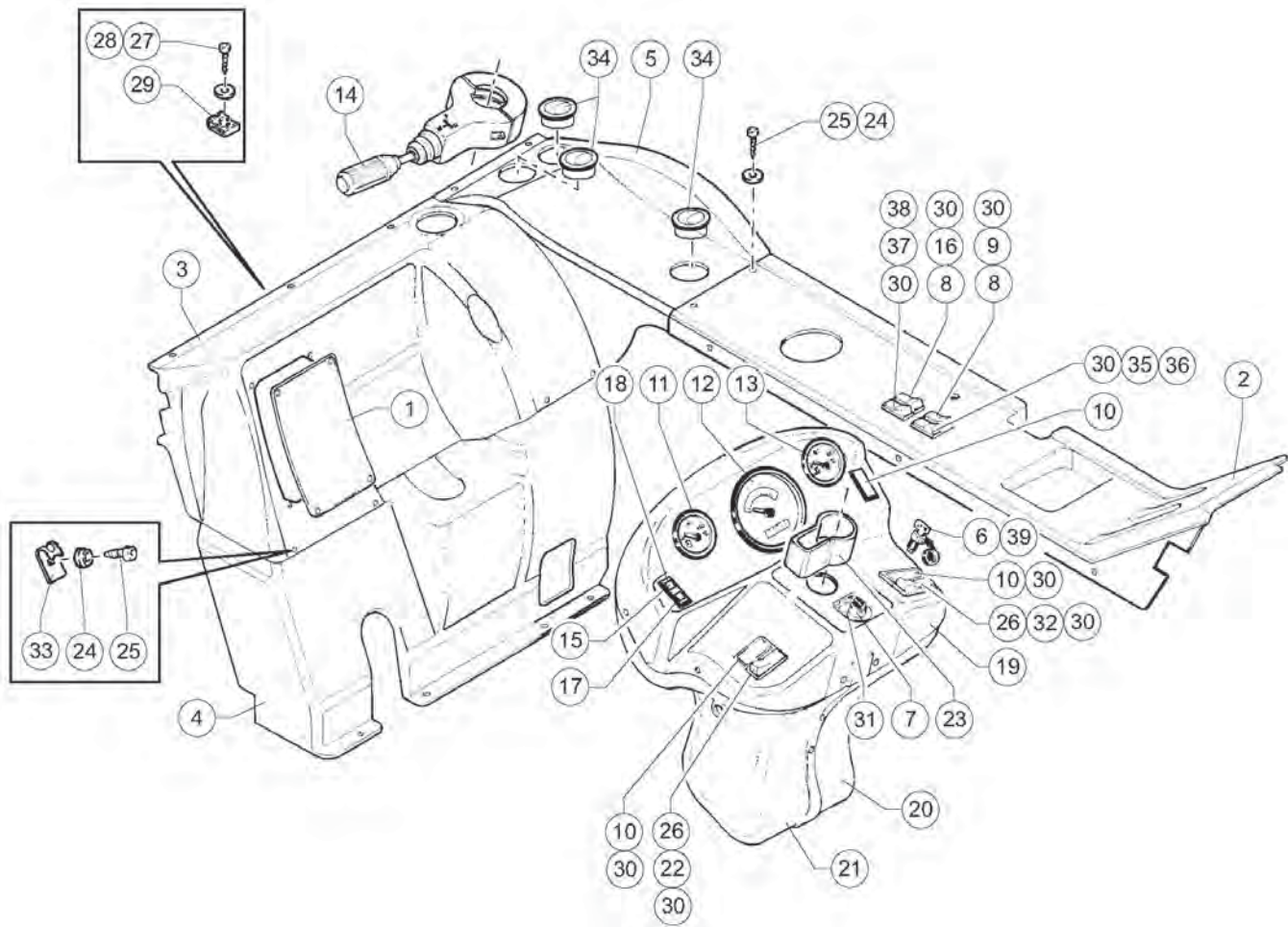
Item	Part No.	Description	Qty.
1	07.0723.0198	GRATE,5519.....	1
2	07.0723.0039	SCREW,PPH SMS 10X3/4ZAKEG.....	19
3	07.0723.0074	WASHER.....	19
4	07.0723.0168	GLASS.....	1
5	07.0723.0042	DRIVING MIRROR ONLY/ SINGLE.....	1
6	07.0723.0024	MIRROR W/BRACKET, SINGLE.....	1
7	07.0723.0040	SCREW.....	2
8	07.0723.0111	Washer.....	2
9	07.0723.0173	WASHER,MM FL WASH 6 Z.....	2
10	51.1100.0020	BRIEDA Cab Structure.....	1
11	07.0703.0508	SEAT, CUSHION BACK.....	1
12	07.0703.0509	SEAT,BOTTOM CUSHION.....	1
13	09.4610.0024	Seat.....	1
14	07.0723.0214	Lock.....	1
15	07.0723.0076	WASHER.....	4
16	07.0723.0215	PLUG.....	8
17	07.0723.0451	Covering.....	1
18	07.0723.0453	Covering.....	1
19	07.0723.0454	Covering.....	1
20	07.0723.0452	Covering.....	1
21	07.0723.0097	Mat.....	1
22	07.0723.0456	External Sound Proofing.....	1
23	07.0723.0142	LEVEL GAUGE.....	1
24	01.0001.0659	SCREW,8.8 HCS 16MM2.0X100Z..	4
25	54.0100.0002	Washer D70/16 SP. 8.....	4
26	07.0723.0004	INSULATOR.....	4
27	54.0100.0017	Zinc-plated Washer D70/16 Sp. 4....	4
28	01.4031.0001	WASHER,CHMFRD,D16,UNI 6593,ZN.....	4
29	01.0023.0058	NUT, NYLOCK M16-2.0Z.....	4

404.1 605525 Open Cabin, View 4



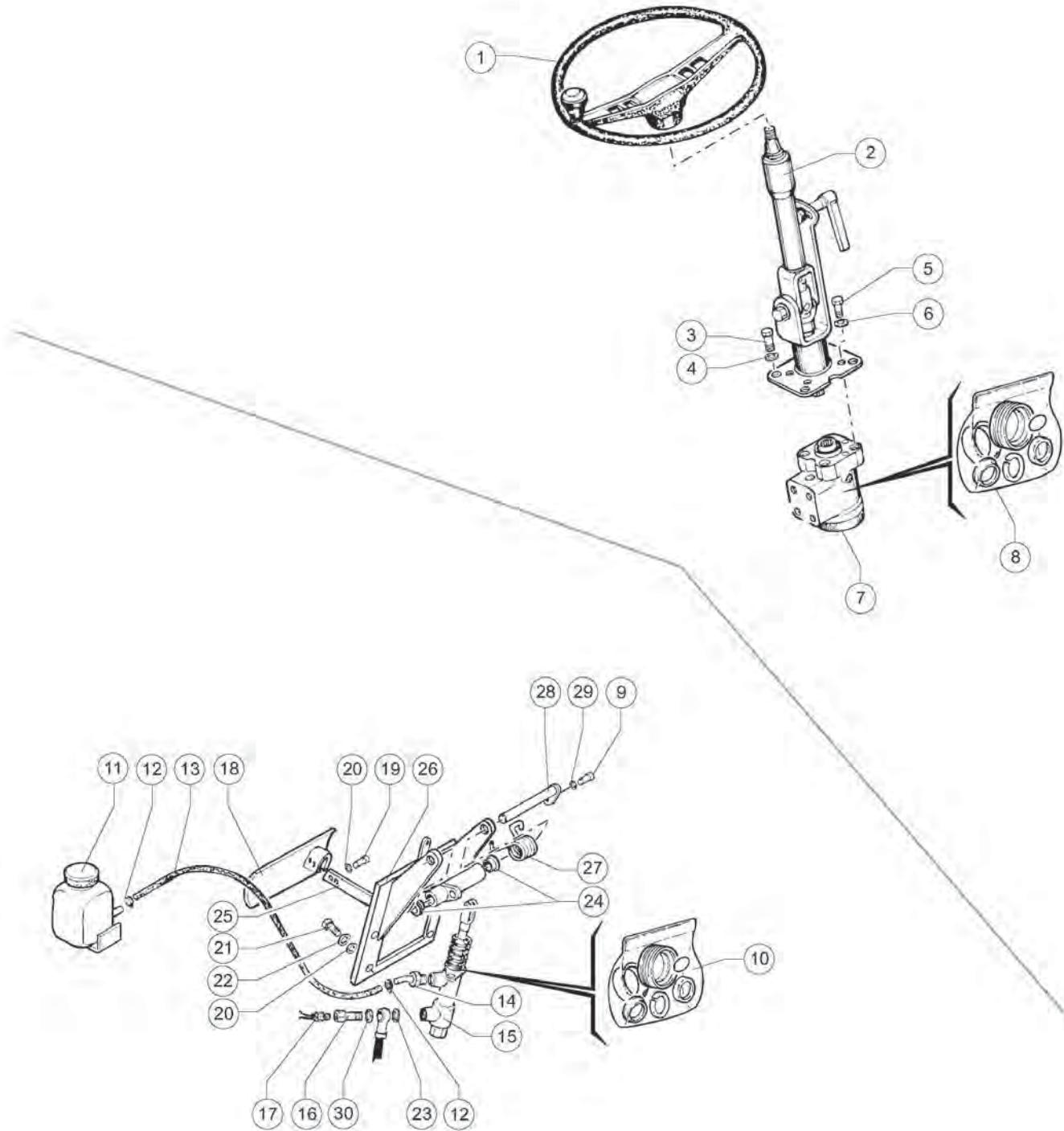
Item	Part No.	Description	Qty.
1	07.0723.0352	SUPPORT.....	1
2	01.0001.0010	SCREW, M 8X20 UNI 5739 8.8 ZN.....	4
3	01.0031.0299	WASHER,CHMFRD,D8,UNI 6593,ZN.....	8
4	01.0023.0064	STOP NUT.....	8
5	01.0003.0944	SCREW, 12.9SHCS M8-1.25X30Z.....	4
6	09.4610.0027	BELT,SEAT A5073.104.....	1
7	07.0723.0149	FILTER.....	1
8	09.4610.0025	SHOCK ABSORBER, SEAT.....	1
9	07.0723.0217	GUARD.....	1
10	07.0723.0054	PLUG.....	2
11	07.0723.0055	PLUG.....	1

405.1 605526 Dashboard



Item	Part No.	Description	Qty.	Item	Part No.	Description	Qty.
1	52.1200.1100	Hatch on Front Dashboard Support.....	1	38	07.0703.0088	SWITCH.....	1
2	52.1200.0700	Rear Side Dashboard.....	1	39	56.0017.0015	Ignition Key 07.0703.0472.....	1
3	52.1200.3900	Upper Front Dashboard.....	1				
4	52.1200.4300	Lower Front Dashboard.....	1				
5	52.1200.3700	Side Front Dashboard.....	1				
6	07.0703.0472	STARTING SWITCH & KEYS***.....	1				
7	641065	SWITCH,STEER SELECTOR.....	1				
8	07.0703.0087	Switch.....	2				
9	07.0703.0455	COVER,PARK BRAKE/RED.....	1				
10	07.0703.0089	PLUG.....	2				
11	56.0016.0073	Hydraulic Oil Temperature Gauge....	1				
12	641053	DISPLAY, GAUGES.....	1				
13	56.0012.0049	Water Temperature Gauge.....	1				
14	07.0703.0479	SPEED LEVER.....	1				
15	07.0703.0458	COVER,TOGGLE SWITCH PREHEATING.....	1				
16	07.0703.0075	SWITCH COVER, CONTINUOUS FLOW.....	1				
17	07.0703.0459	COVER,TOGGLE SWITCH.....	1				
18	07.0703.0457	PILOT LIGHT.....	1				
19	640495	Dashboard.....	1				
20	640496	DASHBOARD,RIGHT SIDE.....	1				
21	640497	LEFT SIDE, DASHBOARD.....	1				
22	07.0703.0477	SWITCH,LOCK COVER.....	1				
23	07.0703.0056	GUARD.....	1				
24	07.0723.0074	WASHER.....	18				
25	07.0723.0039	SCREW,PPH SMS 10X3/4ZAKEG.....	18				
26	07.0703.0476	SWITCH/2 POS. MOMENTARY.....	3				
27	07.0723.0039	SCREW,PPH SMS 10X3/4ZAKEG.....	5				
28	07.0723.0074	WASHER.....	5				
29	07.0723.0104	RETAINER.....	5				
30	07.0703.0052	TANK FOR 2 POSITION SWITCH...8					
31	07.0703.0113	NAME PLATE.....	1				
32	07.0703.0474	SWITCH COVER-HORN.....	1				
33	07.0723.0104	RETAINER.....	1				
34	640987	Air Inlet + Frame.....	3				
36	07.0703.0610	SWITCH UPPER.....	1				
37	07.0703.0077	SWITCH,COVER,FAN/GREEN.....	1				

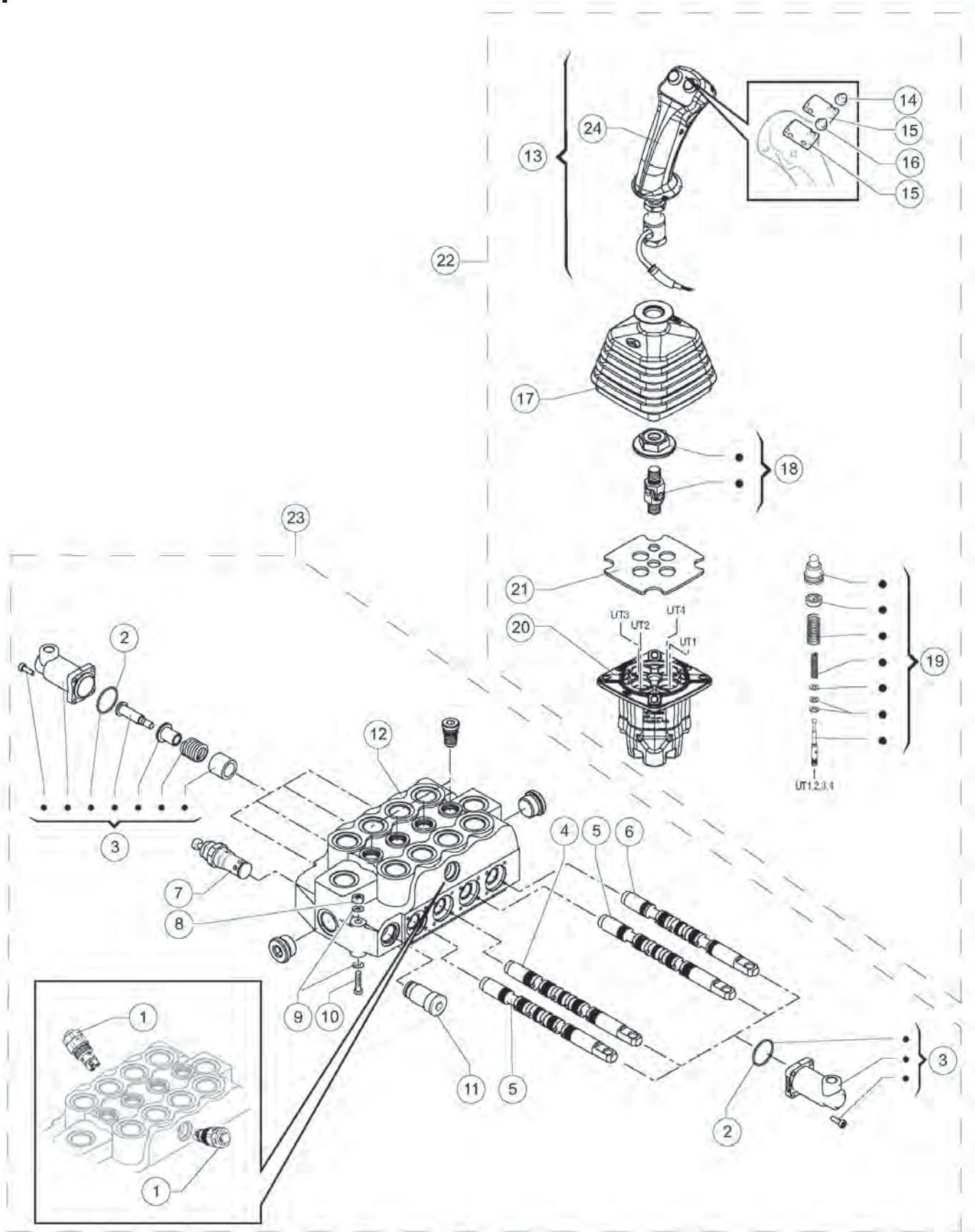
406.1 605527 Steering and Brake Components



406.1 605527 Steering and Brake Components

Item	Part No.	Description	Qty.
1	09.4636.0008	STEERING WHEEL.....	1
2	07.0703.0116	Steering Column.....	1
3	01.0001.0256	SCREW, 8.8 HCS 8MM-1.25X25Z...4	
4	01.0032.0054	WASHER,D8,UNI 1751 ZN.....4	
5	01.0001.0355	SCREW, 8.8 HCS 10MM-1.5X25Z...4	
6	01.0032.0055	SPRING WASHER.....4	
7	09.4636.0018	Power Steering.....	1
8	07.0701.0210	Power Steering Gasket Kit.....	1
9	01.0001.0154	SCREW, 8.8 HCS 6MM-1.0X16 Z....1	
10	07.4529.0027	SEAL KIT.....	1
11	05.4309.0002	BRAKE RESERVOIR W/ BRACKET.....	1
12	04.0227.0054	LIGHT CLAMP.....	2
13	09.0805.0000	CARBONPRES PIPE,D8X15 (39.37").....	1
14	09.0803.0088	KNURLED COUPLING.....	1
15	05.4309.0001	BRAKE PUMP.....	1
16	05.0401.0007	DRILLED SCREW, PRESSURE SWITCH.....	1
17	05.4329.0003	Pressure Switch.....	1
18	07.0730.0019	PEDAL.....	1
19	01.0001.0252	SCREW,8.8 HCS 8MM-1.25X16Z....2	
20	01.4032.0003	SPRING WASHER,D 8,ZN.....6	
21	01.0001.0254	SCREW, 8.8 HCS 8MM-1.25X20Z...4	
22	01.0031.0299	WASHER,CHMFRD,D8,UNI 6593,ZN.....	4
23	06.0442.0054	WASHER.....	1
24	07.0730.0013	Bushing.....	2
25		Lever..... <i>not available separately; order Brake Kit 07.0730.0025 for replacement</i>	1
26	07.0730.0025	BRAKE PEDAL KIT..... <i>includes item 25</i>	1
27	07.0730.0023	Spring.....	1
28	07.0730.0017	PIN.....	1
29	01.4032.0002	WASHER,MM L/W 6 ZP.....	1
30	06.0442.0055	WASHER,D.14/20X1.5.....	1

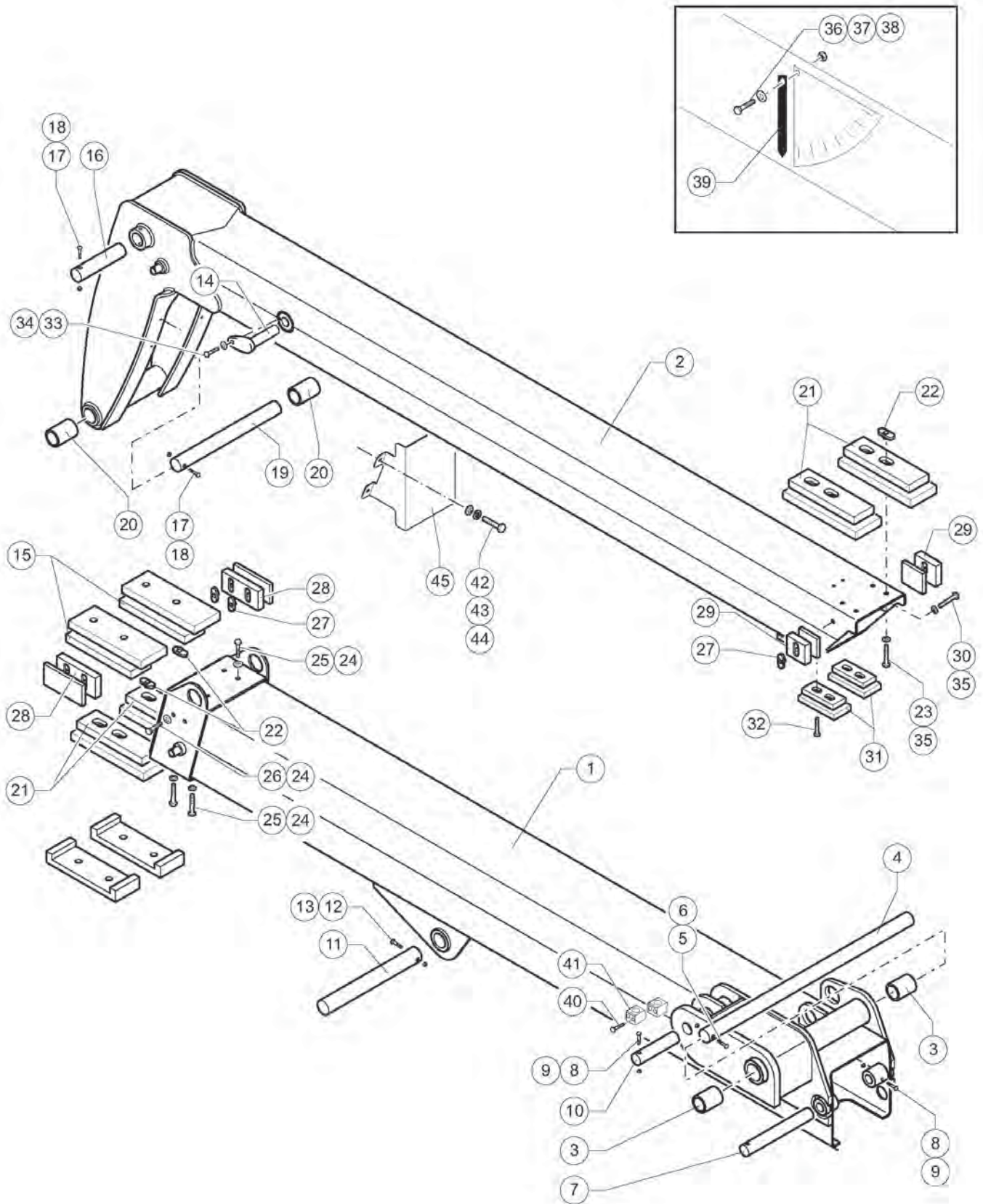
407.1 605528 Components - Distributor And Joystick



407.1 605528 Components - Distributor And Joystick

Item	Part No.	Description	Qty.
1	07.0704.0038	VALVE, CARTRIDGE.....	2
2	07.0704.0078	O-RING.....	8
3	07.0704.0023	Cap Kit.....	4
4	07.0704.0033	Cursor.....	1
5	07.0704.0034	Cursor.....	2
6	07.0704.0035	Cursor.....	1
7	07.0704.0042	VALVE.....	1
8	01.0023.0054	NUT,M8,UNI 7473.....	3
9	01.0031.0055	WASHER,D 8,UNI 6592 ZN.....	6
10	01.0001.0209	SCREW, 8MM-1.25X70 8.8HCS Z...3	
11	07.0704.0045	PLUG.....	1
12	07.0704.0032	CONTROL VALVE.....	1
13	07.0704.0133	CONTROL LEVER.....	1
14	07.0704.0118	RED PUSH BUTTON CAP.....	1
15	07.0704.0117	PUSH BUTTON.....	2
16	07.0704.0119	YELLOW PUSH BUTTON CAP.....	1
17	07.0704.0134	PROTECTION.....	1
18	07.0704.0136	ARTICULATION.....	1
19	07.0704.0138	CURSOR.....	4
20	07.0704.0137	BODY.....	1
21	07.0704.0169	Flange.....	1
22	04.4237.0010	CONTROL LEVER****.....	1
23	04.4236.0029	VALVE, LIFT CONTROL.....	1
24	07.0704.0173	Joystick Handle.....	1

501.1 605529 Boom (1st - 2nd Telescopic Element)

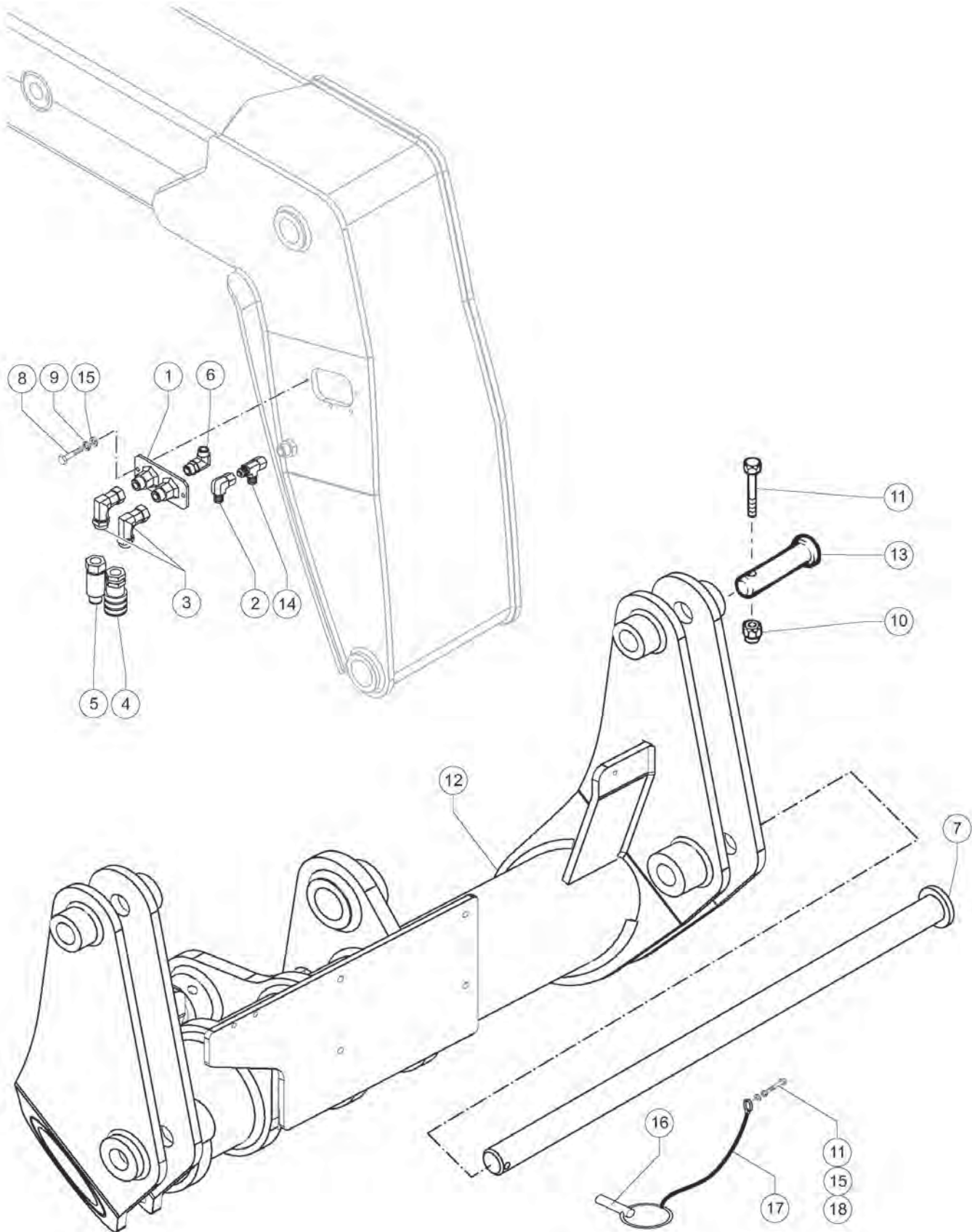


501.1 605529 Boom (1st - 2nd Telescopic Element)

Item	Part No.	Description	Qty.	Item	Part No.	Description	Qty.
1	51.0201.2400	1st Telescopic Element GTH-5519...	1	37	01.0031.0298	PLAIN WASHER,FEND 6MM X 18MM Z.....	1
2	51.0201.2500	2nd Telescopic Element GTH-5519.....	1	38	01.0019.0104	NUT, M8-1.0 FINHEXNUT Z.....	1
3	54.0202.0006	Bushing DB 50/58 LG.55.....	2	39	51.0804.8400	Clinometer Needle.....	1
4	54.0000.0199	Chassis-Boom Joint Pin.....	1	40	01.0003.0157	SCREW, M6X25 SHCS Z.....	24
5	01.4001.0012	SCREW, HCS 14-2.0X100 Z 8.8.....	1	41	09.0803.0043	RETAINER PIPE/SINGLE BRACKET.....	12
6	01.0023.0057	STOP NUT.....	1	42	51.0903.1300	Fork Movement Cylinder Valve Guard GTH-5519 BLU GENIE.....	1
7	54.0000.0017	Extension Cylinder Foot Pin.....	1	43	01.0001.0256	SCREW, 8.8 HCS 8MM-1.25X25Z...4	4
8	01.0001.0209	SCREW, 8MM-1.25X70 8.8HCS Z...1	1	44	01.0031.0055	WASHER,D 8,UNI 6592 ZN.....	4
9	01.0023.0054	NUT,M8,UNI 7473.....	1	45	01.4032.0003	SPRING WASHER,D 8,ZN.....	4
10	54.0000.0197	Levelling Cylinder Head Pin.....	1				
11	54.0000.0196	Lifting Cylinder Head Pin.....	1				
12	01.4001.0003	SCREW,8.8HCS 12MM1.75X100Z.....	1				
13	01.0023.0056	NUT,M12,UNI,7473 6SZN.....	1				
14	54.0003.0016	Extension Cylinder Attach Head Pin.....	1				
15	54.0702.0013	Upper Front Pad 200X60X15.....	2				
16	54.0000.0192	Fork Movement Cylinder Foot Pin....1	1				
17	01.0001.0310	SCREW, 8.8 HCS 10MM-1.5X80Z...1	1				
18	01.0023.0055	NUT,SELFLOCK,M10,UNI7473,ZN..1	1				
19	54.0000.0193	PIN.....	1				
20	54.0202.0007	Bushing DB 45/52 LG.50.....	1				
21	54.0702.0000	Pad 200X60X20.....	2				
22	54.0200.0001	Bushing M10X13,5.....	2				
23	01.0006.0049	Screw TSPEI 10x30 UNI 5933 10.9 ZN.....	4				
24	01.4032.0004	SPRING WASHER,D10 ZN.....	4				
25	01.0001.0357	SCREW, 8.8 HCS 10MM-1.5X35Z...8	8				
26	01.0001.0355	SCREW, 8.8 HCS 10MM-1.5X25Z...8	8				
27	54.0200.0000	Bushing M10X8,5.....	4				
28	54.0702.0001	Side Front Pad 100X60X12.....	2				
29	54.0702.0002	Side Rear Pad 100X60X12.....	2				
30	01.4006.0005	SCREW/BOLT / WEAR PAD.....	2				
31	54.0702.0005	Lower Rear Pad 100X25X15.....	2				
32	01.0003.0203	SCREW, 12.9SHCS M8-1.25X20Z.....	2				
33	01.0001.0254	SCREW, 8.8 HCS 8MM-1.25X20Z...1	1				
34	01.4032.0003	SPRING WASHER,D 8,ZN.....	1				
35	09.0803.0062	WASHER / WEAR PAD.....	6				
36	01.0001.0158	SCREW,8.8 HCS 6MM-1.0X25 Z....1	1				



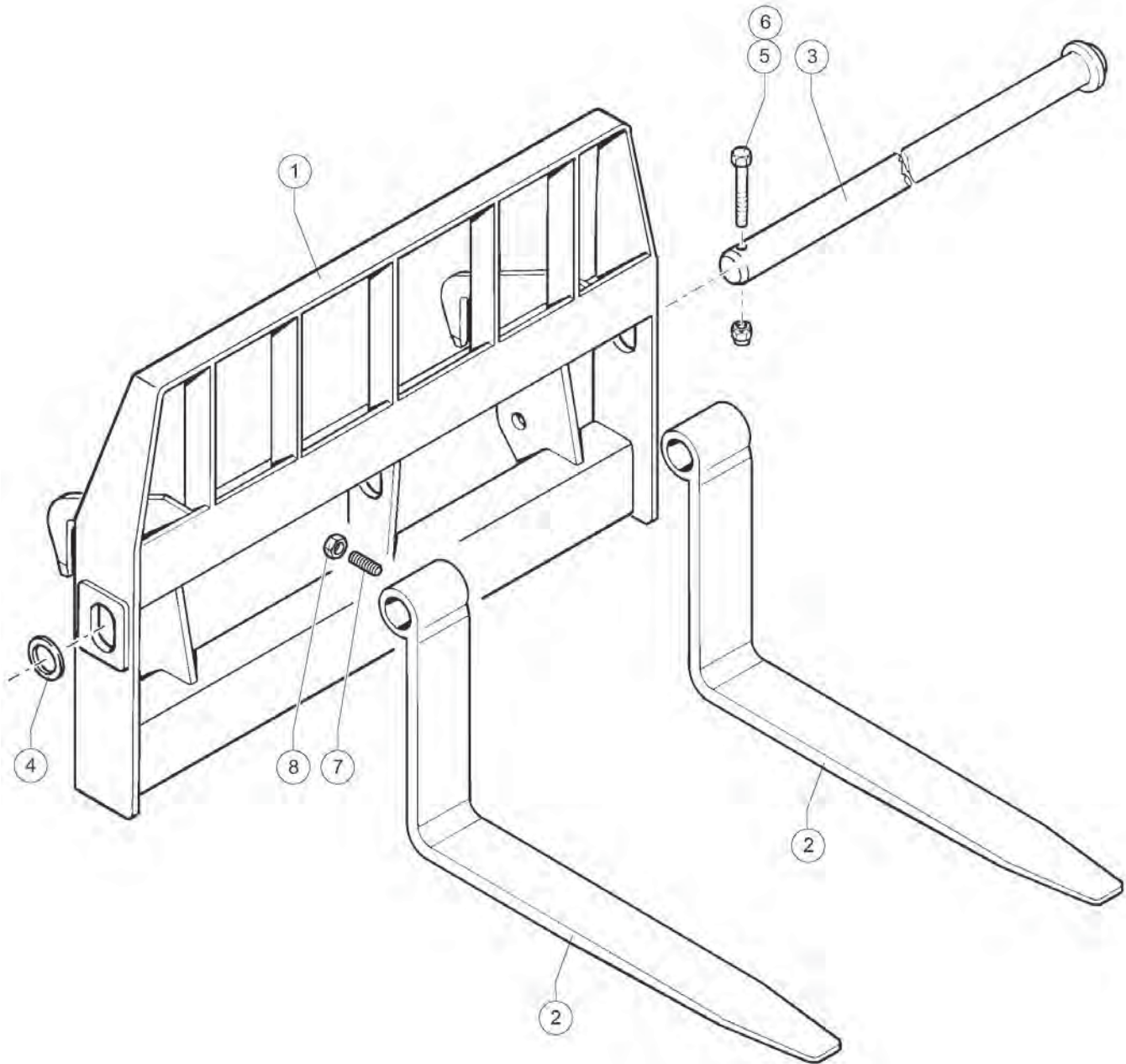
502.1 605530 Fork Attachments



502.1 605530 Fork Attachments

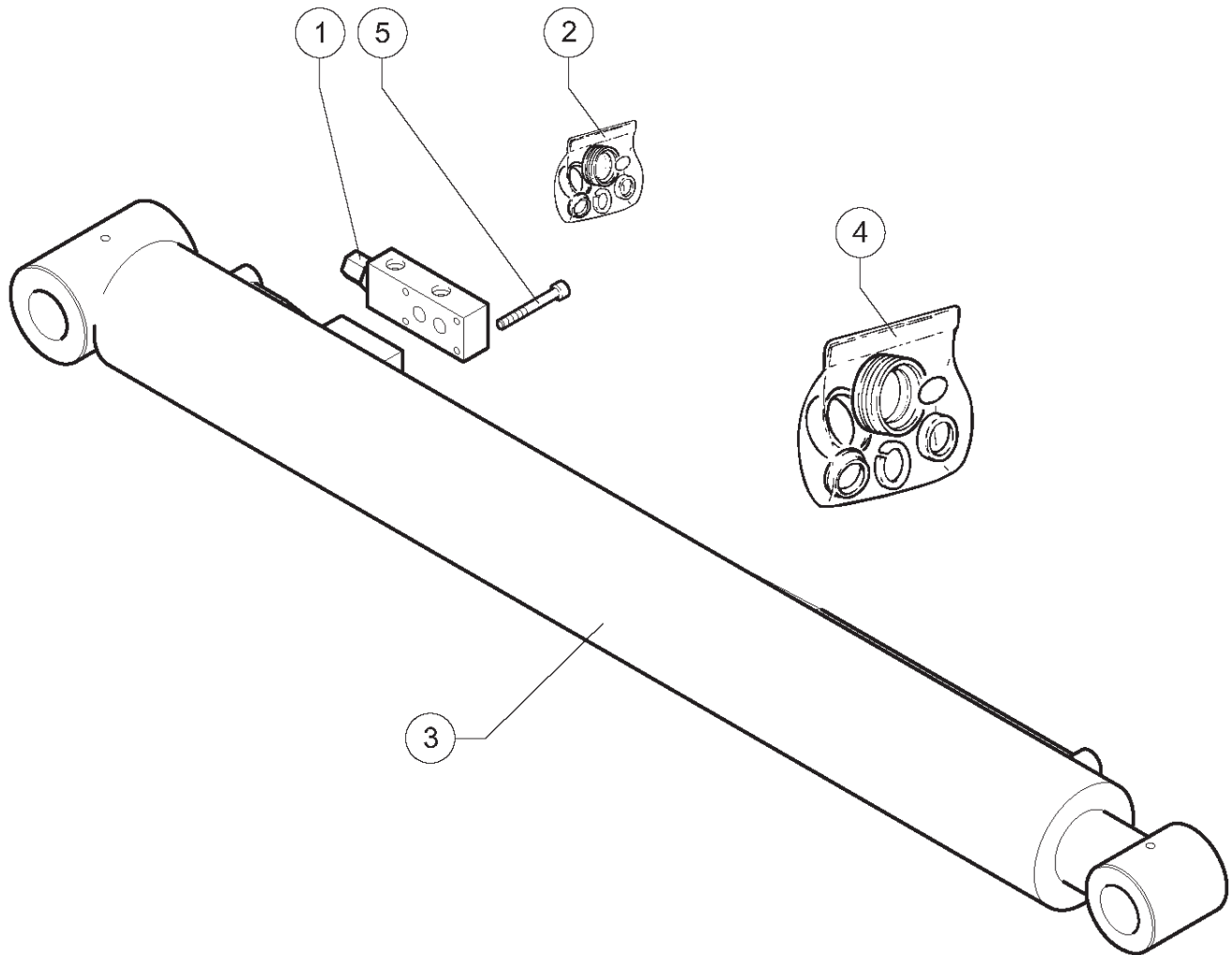
Item	Part No.	Description	Qty.
1	53.3001.0500	Boom Pipe Manifold.....	1
2	04.0600.0019	PIPE FITTING,MFK 90 1/2 BSP.....	1
3	04.0600.0087	PIPE FITTING,90 A207140-2121.....	2
4	04.4210.0019	QUICK COUPLING,F 1/2" FASTER.....	1
5	04.4210.0018	MALE COUPLING.....	1
6	04.0607.0141	PIPE FITTING 1/2GAS X M 13/16...2	
7	54.0000.0077	Attachment Lock Pin.....	1
8	01.0001.0156	SCREW,TE,M6X20.....	3
9	01.4032.0002	WASHER,MM L/W 6 ZP.....	2
10	01.0023.0053	NUT,NYLOCK M6-1.0 Z.....	1
11	01.0001.0104	SCREW, 8.8HCSM6-1.0X40Z FT.....	1
12	51.0400.4300	Fork Coupling Attach Point.....	1
13	54.0001.0022	Mobile Pin for Fork Coupling Attach Point.....	1
14	04.0600.0081	PIPE FITTING,FMF+L 1/2 BSP.....	1
15	01.0031.0054	CHAMFERED WASHER,D6,UNI 6592ZN.....	3
16	02.4102.0012	ELASTIC PIN D.10 ART.104.....	1
17	09.0803.0406	ROPE WITH EYES,D.3 LT.300.....	1
18	01.4032.0002	WASHER,MM L/W 6 ZP.....	1

503.1 605531 Forks



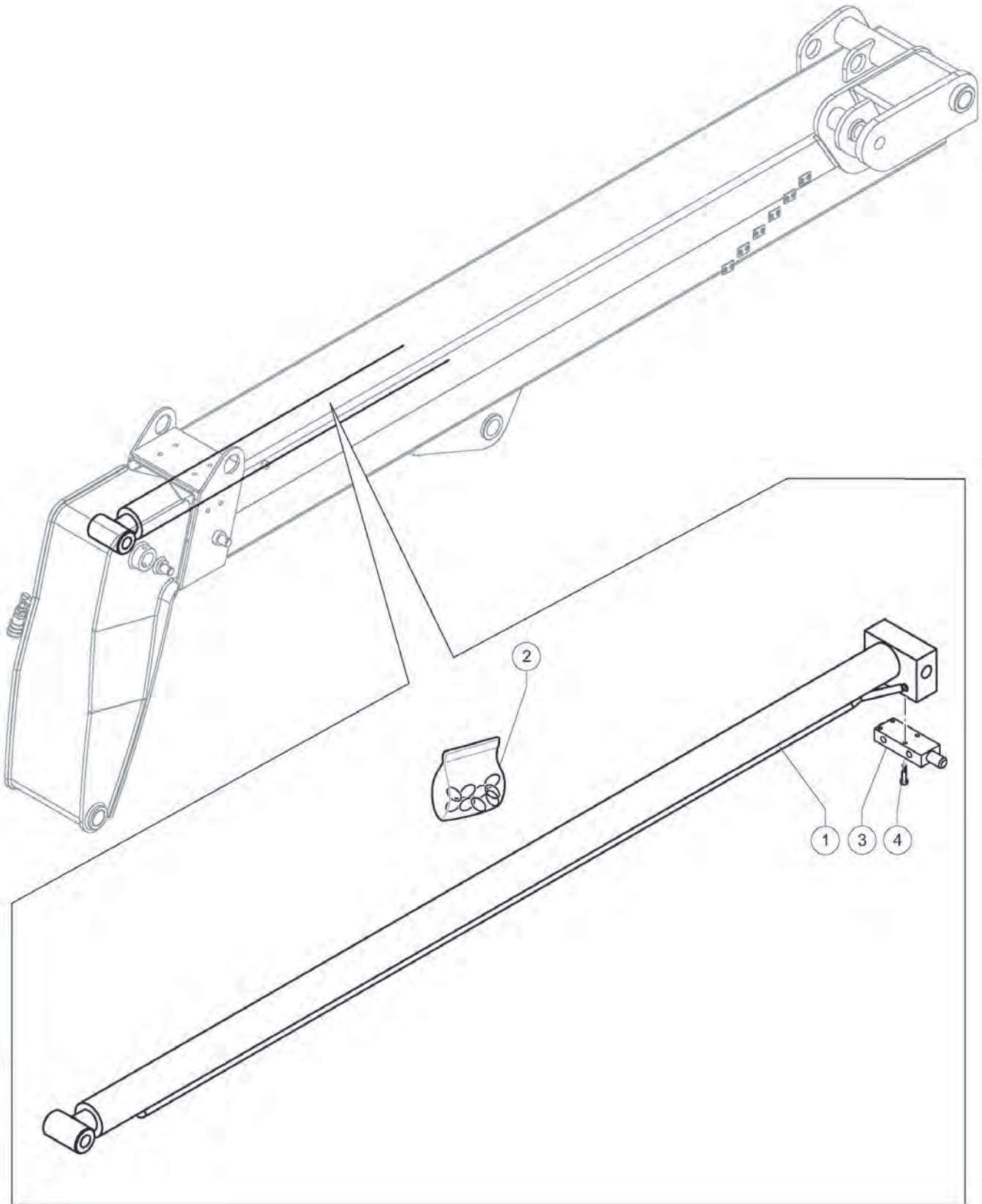
Item	Part No.	Description	Qty.
1	51.1301.4300	Floating Fork Support Plate.....	1
2	51.1300.5400	Floating Fork 100X40 LG.1200.....	2
3	54.0000.0068	Floating Fork Pin.....	1
4	54.0100.0027	Washer D 88.9/58 SP. 5.....	2
5	01.0001.0409	SCREW, HCS 12-1.75X90 Z 8.8.....	1
6	01.0023.0056	NUT,M12,UNI,7473 6SZN.....	1
7	01.4041.0005	SECURITY DOWEL 5519.....	2
8	01.4019.0004	NUT.....	2

504.1 605532 Lifting Cylinder



Item	Part No.	Description	Qty.
1	04.4239.0005	LOAD HOLDING VALVE / LIFT.....	1
2	07.0705.0081	Valve Gasket Kit.....	1
3	53.0000.3200	Boom Lifting Cylinder.....	1
4	640096	SEAL KIT, LIFT CYLINDER.....	1
5	01.0003.0210	SCREWTCEI M8X50,UNI 5931,8.8ZN.....	4

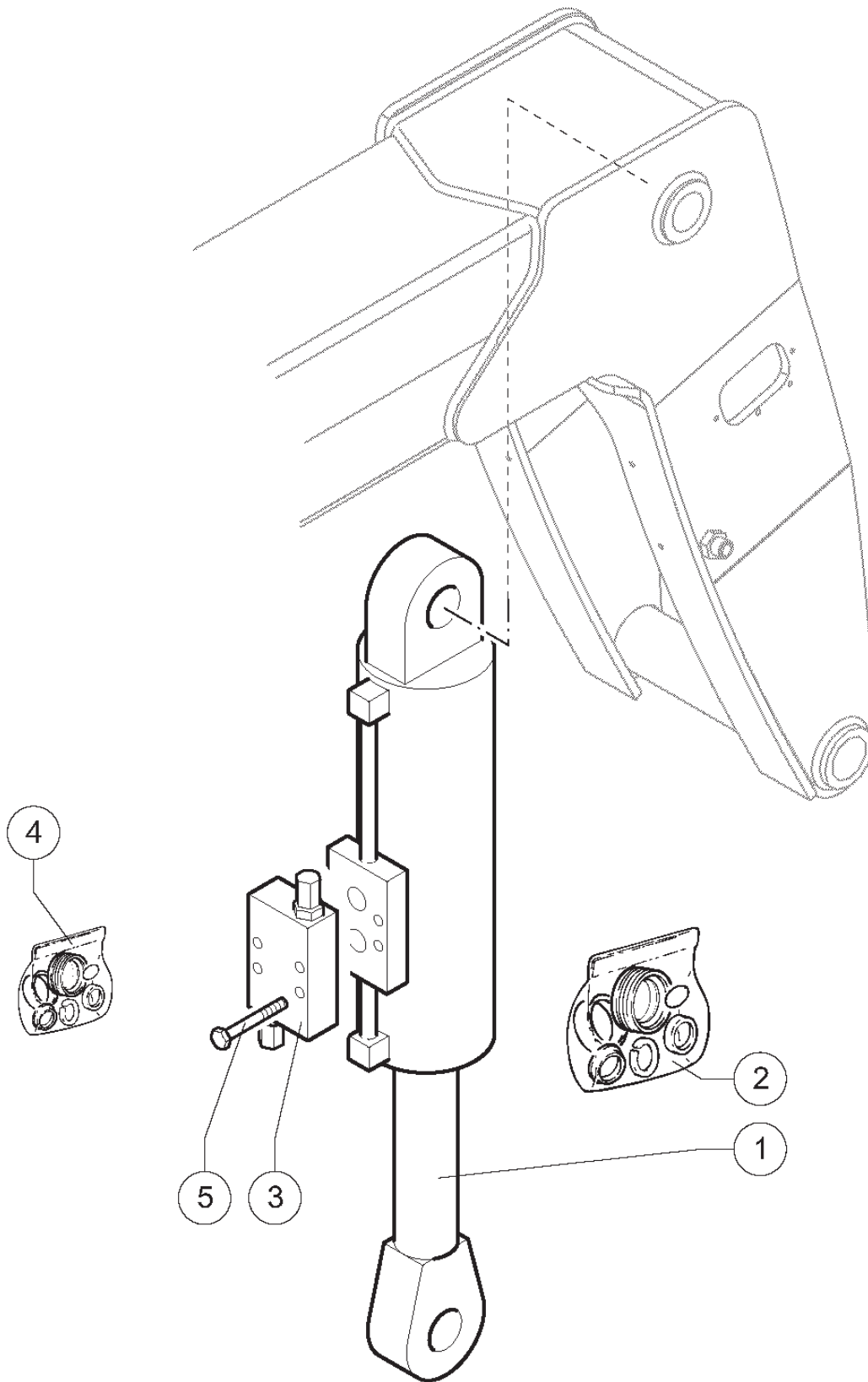
505.1 605533 Boom Extension Cylinder



505.1 605533 Boom Extension Cylinder

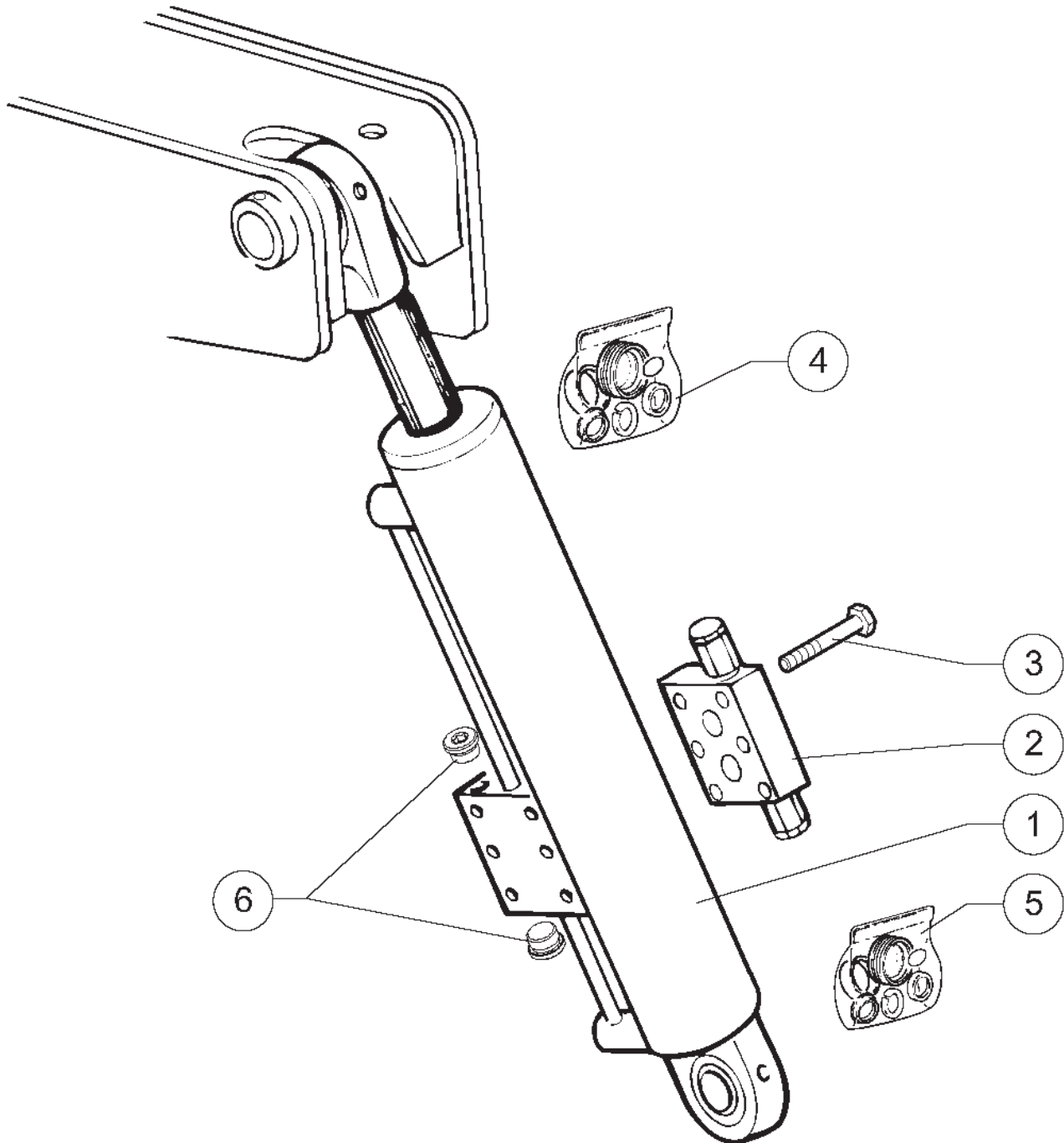
Item	Part No.	Description	Qty.
1	53.0100.2800	2nd Telescope Extension Cylinder....1	
2	639993	CYLINDER GASKET KIT.....1	
3	04.4239.0005	LOAD HOLDING VALVE / LIFT.....1	
4	01.0001.0306	SCREW,8.8 HCS 10MM-1.5X60Z....4	

506.1 605534 Tilt Cylinder



Item	Part No.	Description	Qty.
1	53.0400.1700	Tilt Cylinder.....	1
2	635965	SEAL KIT,CYLINDER.....	1
3	04.4239.0052	OVERCENTER VALVE***.....	1
4	07.0705.0085	VALVE GASKET KIT.....	1
5	01.0003.0208	SCREW, 12.9SHCS M8-1.25X40Z.....	6

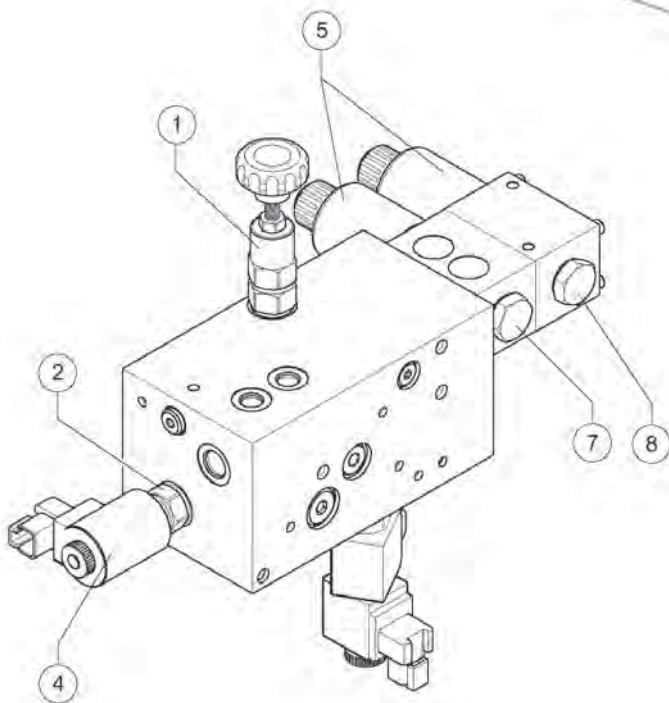
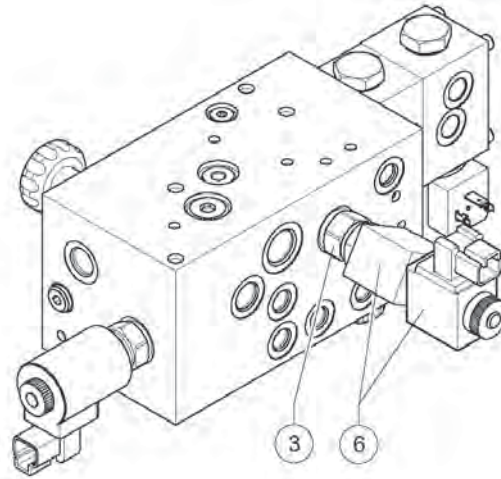
507.1 605535 Fork Levelling Cylinder



507.1 605535 Fork Levelling Cylinder

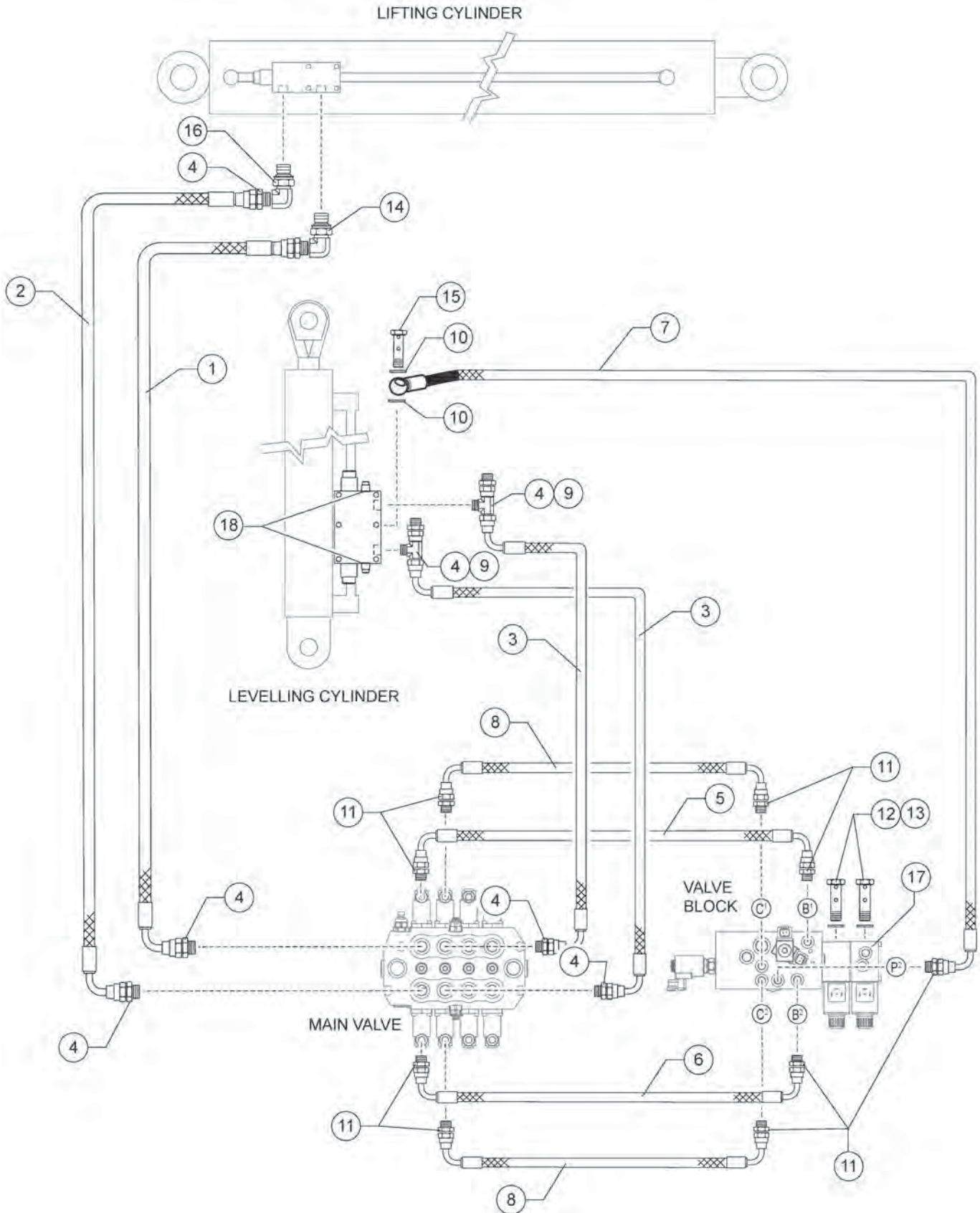
Item	Part No.	Description	Qty.
1	53.0300.1800	Fork Levelling Cylinder.....	1
2	04.4239.0051	OVERCENTER VALVE.....	1
3	01.0003.0208	SCREW, 12.9SHCS M8-1.25X40Z.....	6
4	639992	GASKET/JOINT KIT.....	1
5	07.0705.0082	LOCK VALVE SEAL KIT.....	1
6	04.4239.0004	VALVE.....	2

601.1 605536 Valve Block



Item	Part No.	Description	Qty.
1	07.0705.0095	VALVE,PRESSURE REDUCTION,5519.....	1
2	07.0705.0094	BRAKE SOLENOID/ NEGATIVE 5519.....	1
3	07.0705.0100	VALVE, NO STOP OIL 5519.....	1
4	07.0704.0184	Solenoid.....	1
5	07.0705.0096	Solenoid.....	2
6	07.0705.0099	SOLENOID, NO STOP,5519.....	2
7	07.0705.0098	VALVE,TOOL LOCK/RELEASE VALVE.....	1
8	07.0705.0097	VALVE,FORK OVERTURNING,5519.....	1

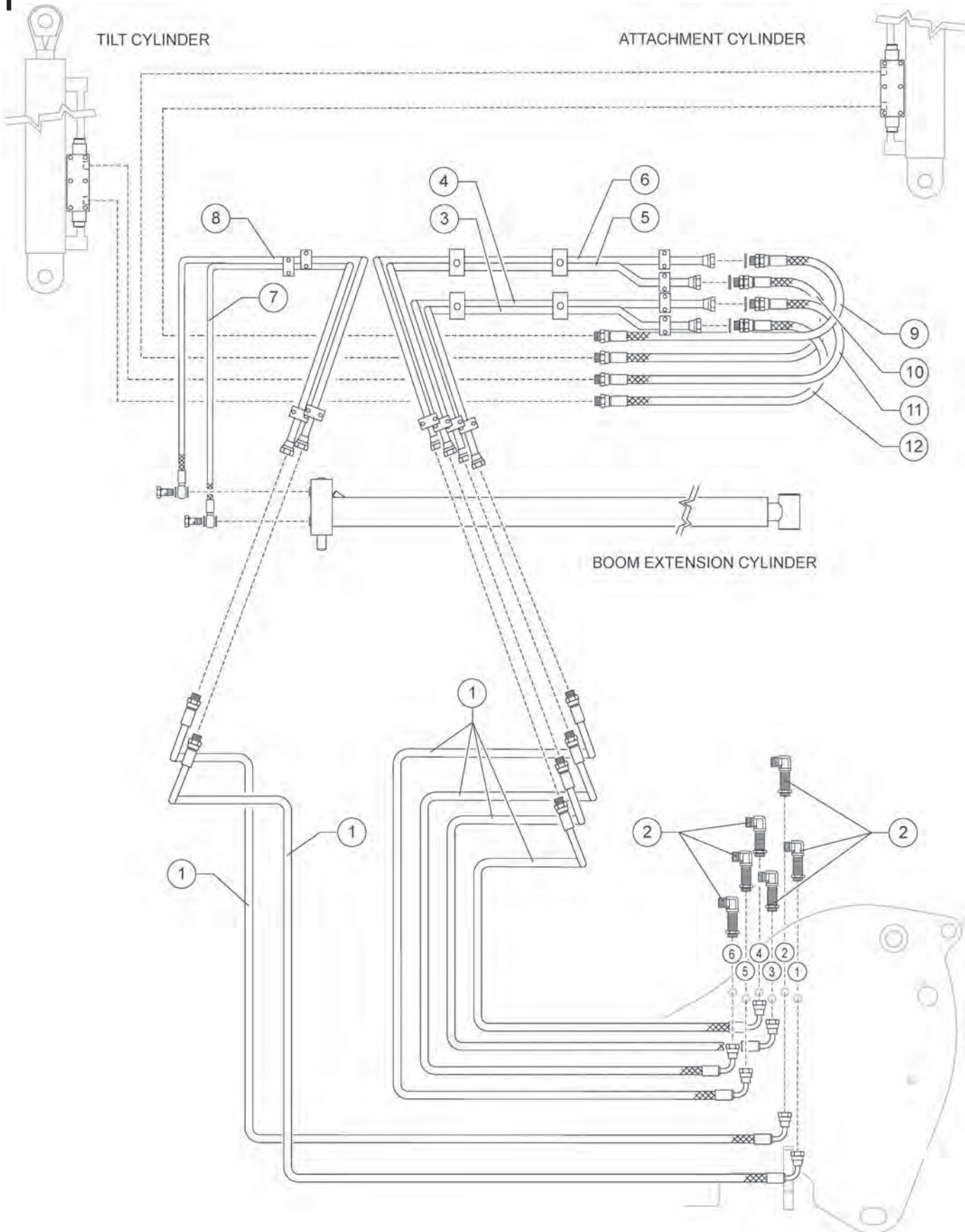
602.1 605537 Hydraulic System - Levelling Cylinder And Lifting Cylinder



602.1 605537 Hydraulic System - Levelling Cylinder And Lifting Cylinder

Item	Part No.	Description	Qty.
1	04.0605.0189	FLEXIBLE HOSE.....	1
2	04.0605.0186	FLEXIBLE HOSE.....	1
3	04.0605.0661	HOSE.....	2
4	04.0607.0111	PIPE FITTING,1/2BSP X 13/16-16...7	
5	04.0605.0271	FLEXIBLE HOSE.....	1
6	04.0605.0225	FLEXIBLE HOSE.....	1
7	04.0605.0659	HOSE R1 X 1/4 LG 1350.....	1
8	04.0605.0453	Pipe R1 X 1/4 LG. 900 F90-FD 9/16-18 ORFS.....	2
9	04.0607.0109	PIPE FITTING,90 M-F 13/16-16.....	2
10	06.0442.0102	WASHER,JC 17,SP2.....	2
11	04.0607.0113	PIPE FITTING,1/4BSP X 9/16-18.....	7
12	05.0401.0016	Drilled Screw 1/4 BSP.....	2
13	06.0442.0101	WASHER.....	6
14	04.0607.0141	PIPE FITTING 1/2GAS X M 13/16...1	
15	04.0600.0188	SCREW, 5519.....	1
16	04.0607.0109	PIPE FITTING,90 M-F 13/16-16.....	1
17	04.4236.0068	Piloting Hydraulic Block.....	1
18	04.4239.0004	VALVE.....	2

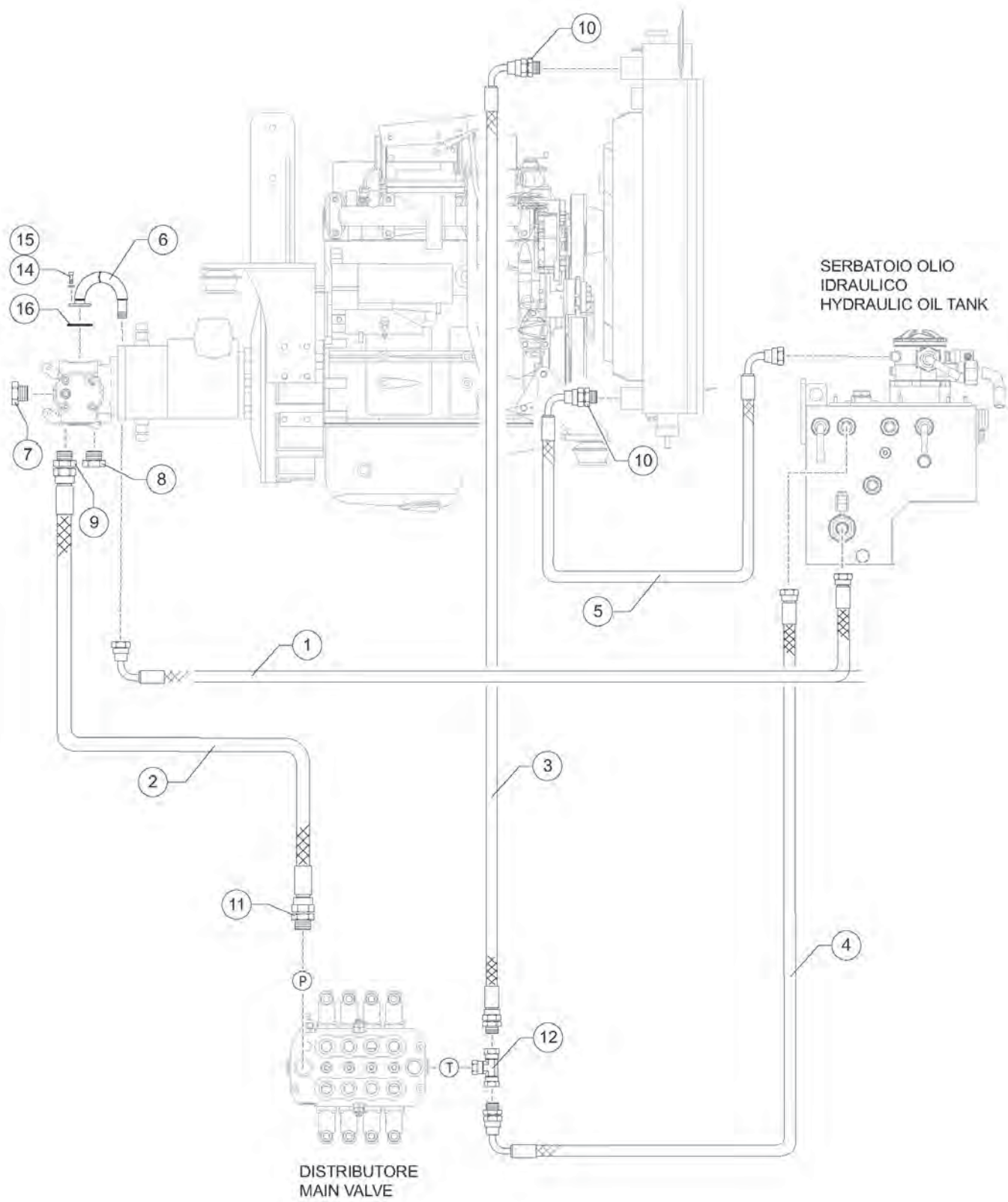
603.1 605538 Hydraulic System - Rear Boom Connections



603.1 605538 Hydraulic System - Rear Boom Connections

Item	Part No.	Description	Qty.
1	04.0605.0626	HOSE.....	6
2	04.0607.0124	PIPE FITTING,90M-M.....	6
3	53.3402.2000	Complete Pipe WALFORM/ORFS Front Side Articulation Cylinder.....	1
4	53.3402.2100	Complete Pipe WALFORM/ORFS Front Side Articulation Cylinder.....	1
5	53.3402.2200	Complete Pipe WALFORM/ORFS Front Side Articulation Locking Cylinder.....	1
6	53.3402.2300	Complete Pipe WALFORM/ORFS Attachment Locking Cylinder.....	1
7	53.3402.1800	Complete Pipe WALF./ORFS-BSP Extension Cylinder.....	1
8	53.3402.1900	Complete Pipe WALF./ORFS-BSP Extension Cylinder.....	1
9	04.0605.0614	HOSE ASSY, CYLINDER BLOCK....	1
10	04.0605.0613	HOSE ASSY, CYLINDER BLOCK....	1
11	04.0605.0615	CYLINDER PIPE/FORK MVMNT....	1
12	04.0605.0612	CYLINDER PIPE/FORK MVMNT....	1

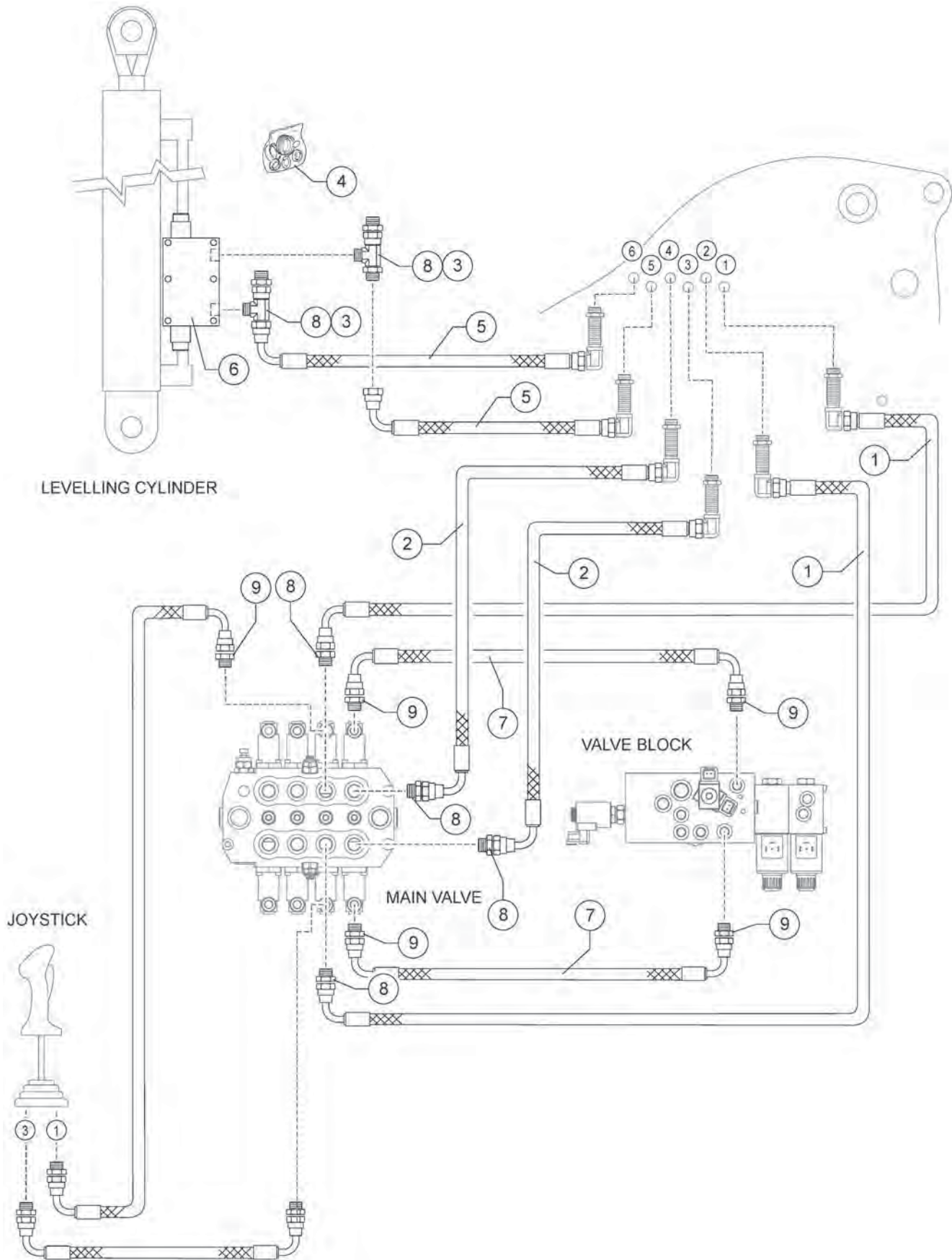
604.1 605539 Hydraulic System - Casappa Pump Inlet And Radiator Entry



604.1 605539 Hydraulic System - Casappa Pump Inlet And Radiator Entry

Item	Part No.	Description	Qty.
1	09.0805.0088	Hose R4 X 1-1/4 (DI30) LG.1000.....1	
2	04.0605.0649	Pipe ROCKMASTER X 3/4 LG. 730 FD F90 1"3/16.....1	
3	04.0605.0646	HOSE.....1	
4	04.0605.0647	HOSE R1 X 3/4 LG. 400 5519.....1	
5	04.0605.0650	Pipe R1 X 3/4 LG. 2150 F90 FD 1"3/16.....1	
6	53.3001.4900	Pump Intake Manifold.....1	
7	04.0607.0113	PIPE FITTING,1/4BSP X 9/16-18.....1	
8	04.0607.0111	PIPE FITTING,1/2BSP X 13/16-16...1	
9	04.0607.0107	PIPE FITTING,3/4".....1	
10	04.0607.0130	PIPE FITTING.....1	
11	04.0607.0119	PIPE FITTING.....1	
12	04.0607.0120	PIPE FITTING.....1	
14	01.0003.0255	SCREW.....4	
15	01.4032.0004	SPRING WASHER,D10 ZN.....4	
16	06.0401.0123	GASKET/SEAL.....1	

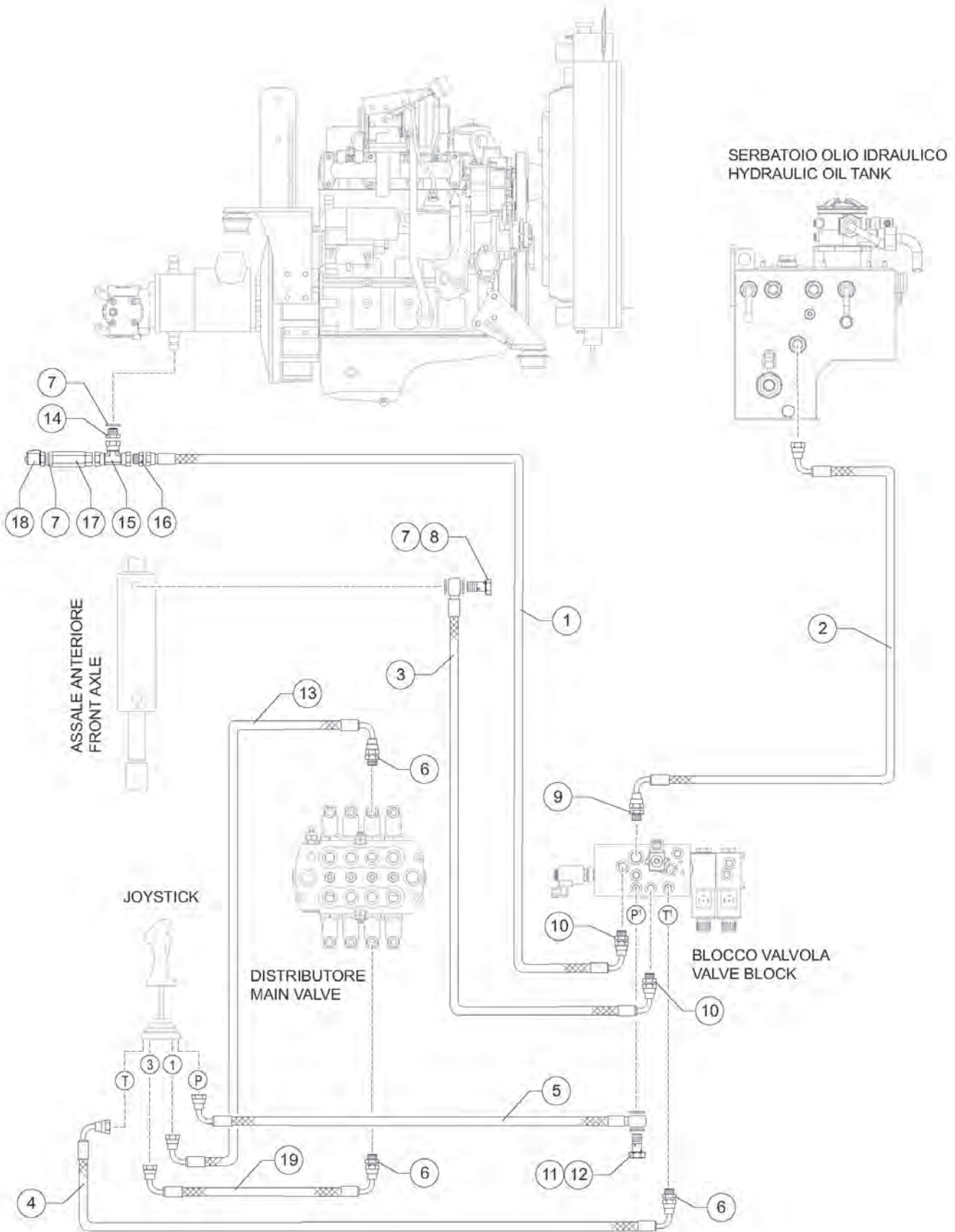
605.1 605540 Hydraulic System - Main Valve - Attachments - Telescope Extension



605.1 605540 Hydraulic System - Main Valve - Attachments - Telescope Extension

Item	Part No.	Description	Qty.
--			
1	04.0605.0184	FLEXIBLE HOSE.....	2
2	04.0605.0351	HOSE,FLEXIBLE,R2X2 1/2LG.1800.....	2
3	04.0607.0126	PIPE FITTING.....	2
4	07.0705.0082	SEAL KIT.....	1
5	04.0605.0658	Pipe R2 X 1/2 LG. 950 FD FD 13/16-16 ORFS.....	1
6	04.4239.0051	OVERCENTER VALVE.....	1
7	04.0605.0179	FLEXIBLE HOSE.....	2
8	04.0607.0111	PIPE FITTING,1/2BSP X 13/16-16..	6
9	04.0607.0113	PIPE FITTING,1/4BSP X 9/16-18....	6

606.1 605541 Hydraulic System - Joystick - Negative Brake

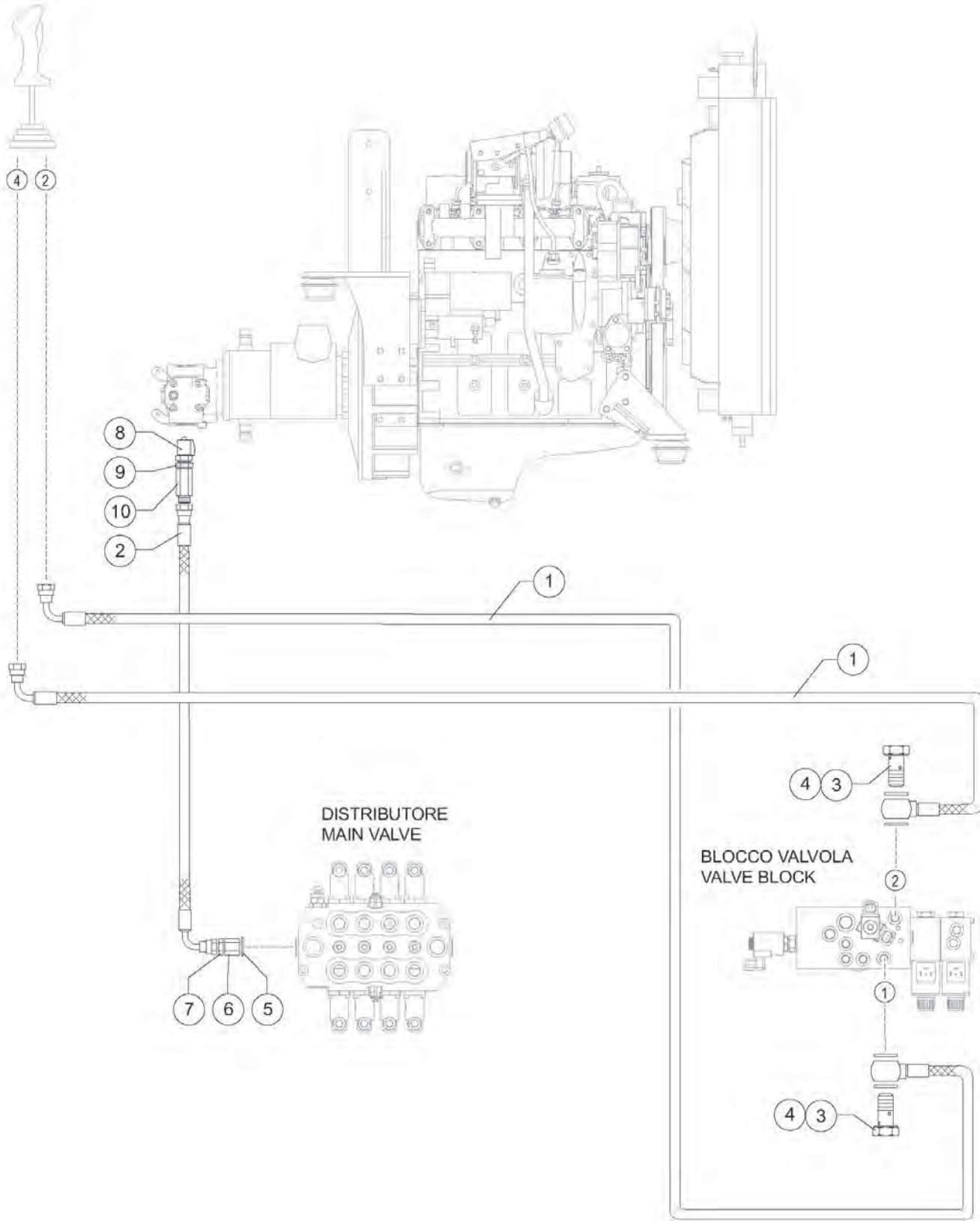


606.1 605541 Hydraulic System - Joystick - Negative Brake

Item	Part No.	Description	Qty.
1	04.0605.0651	Pipe R1 X 1/4 LG. 1650 F90 F90 9/16-18 ORFS.....	1
2	04.0605.0652	Pipe R1 X 3/8 LG. 650 F90 FD 11/16.....	1
3	04.0605.0653	Pipe R1 X 1/4 LG. 1850 Eye D.14 FD 9/16.....	1
4	04.0605.0654	HOSE.....	1
5	04.0605.0656	HOSE.....	1
6	04.0607.0113	PIPE FITTING,1/4BSP X 9/16-18....	3
7	06.0442.0055	WASHER,D.14/20X1.5.....	7
8	05.0401.0003	DRILLED SCREW.....	1
9	04.0607.0110	PIPE FITTING.....	1
10	04.0607.0114	PIPE FITTING,3/8.....	2
11	06.0442.0101	WASHER.....	3
12	05.0401.0016	Drilled Screw 1/4 BSP.....	1
13	04.0605.0178	FLEXIBLE HOSE.....	1
14	04.0600.0068	NIPPLE/PIPE FITTING.....	1
15	04.0600.0159	PIPE FITTING.....	1
16	04.0607.0149	PIPE FITTING.....	1
17	04.0600.0160	PIPE FITTING.....	1
18	04.4210.0016	PRESSURE TUBE.....	2
19	04.0605.0245	HOSE.....	1

607.1 605542 Hydraulic System - Main Valve Pressure

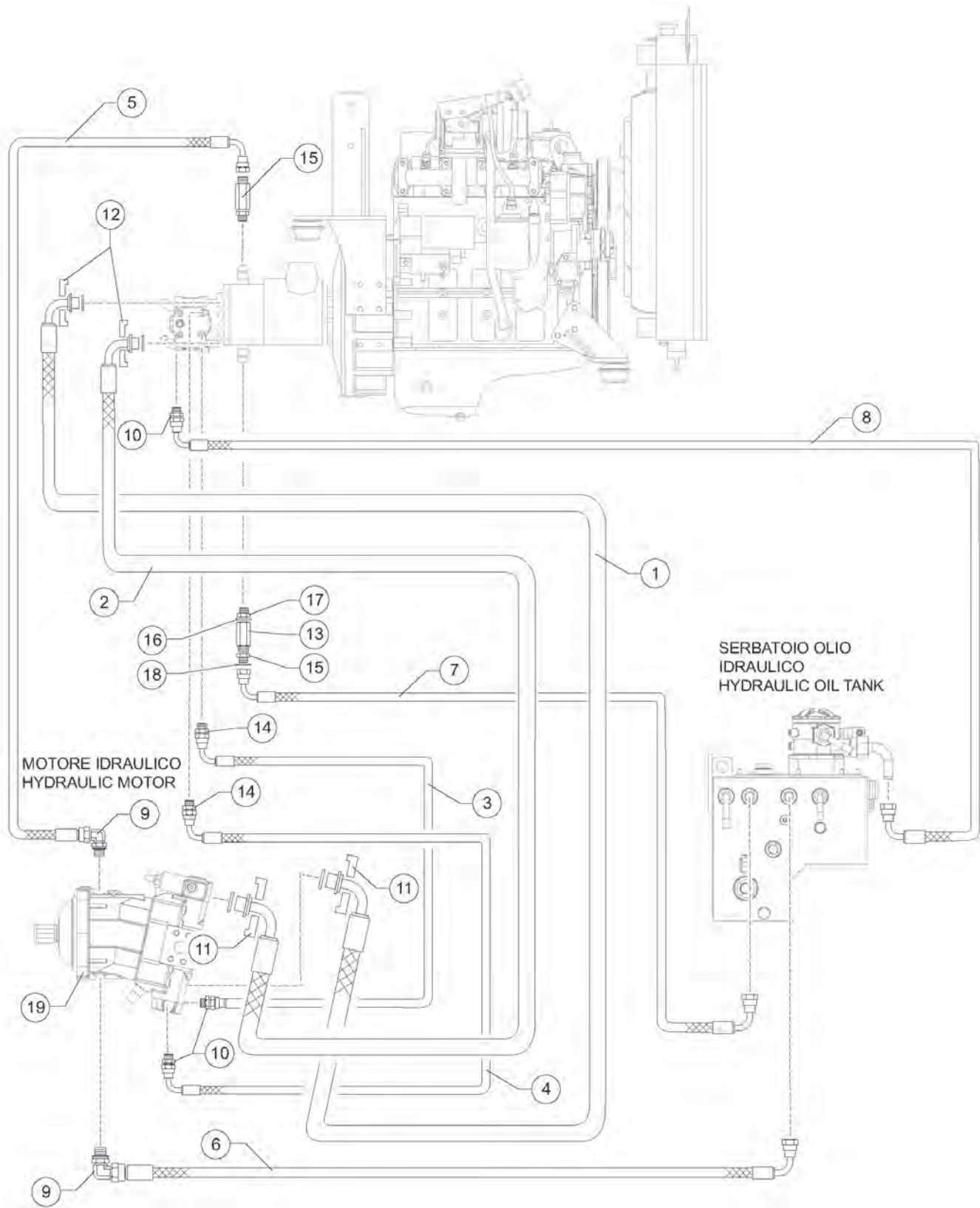
JOYSTICK



607.1 605542 Hydraulic System - Main Valve Pressure

Item	Part No.	Description	Qty.
1	04.0605.0655	HOSE.....	2
2	04.0605.0657	Pipe R2 X 1/4 LG. 1150 F90 FD 9/16.....	1
3	05.0401.0016	Drilled Screw 1/4 BSP.....	2
4	06.0442.0101	WASHER.....	6
5	06.0042.0105	Copper Washer JC 27 SP.2,5.....	1
6	04.0600.0009	FITTING,UNION.....	1
7	04.0607.0114	PIPE FITTING,3/8.....	1
8	04.4210.0016	PRESSURE TUBE.....	1
9	04.0607.0113	PIPE FITTING,1/4BSP X 9/16-18.....	1
10	04.0607.0214	Adapter F-F 1/4X9/16-16 ORFS.....	1

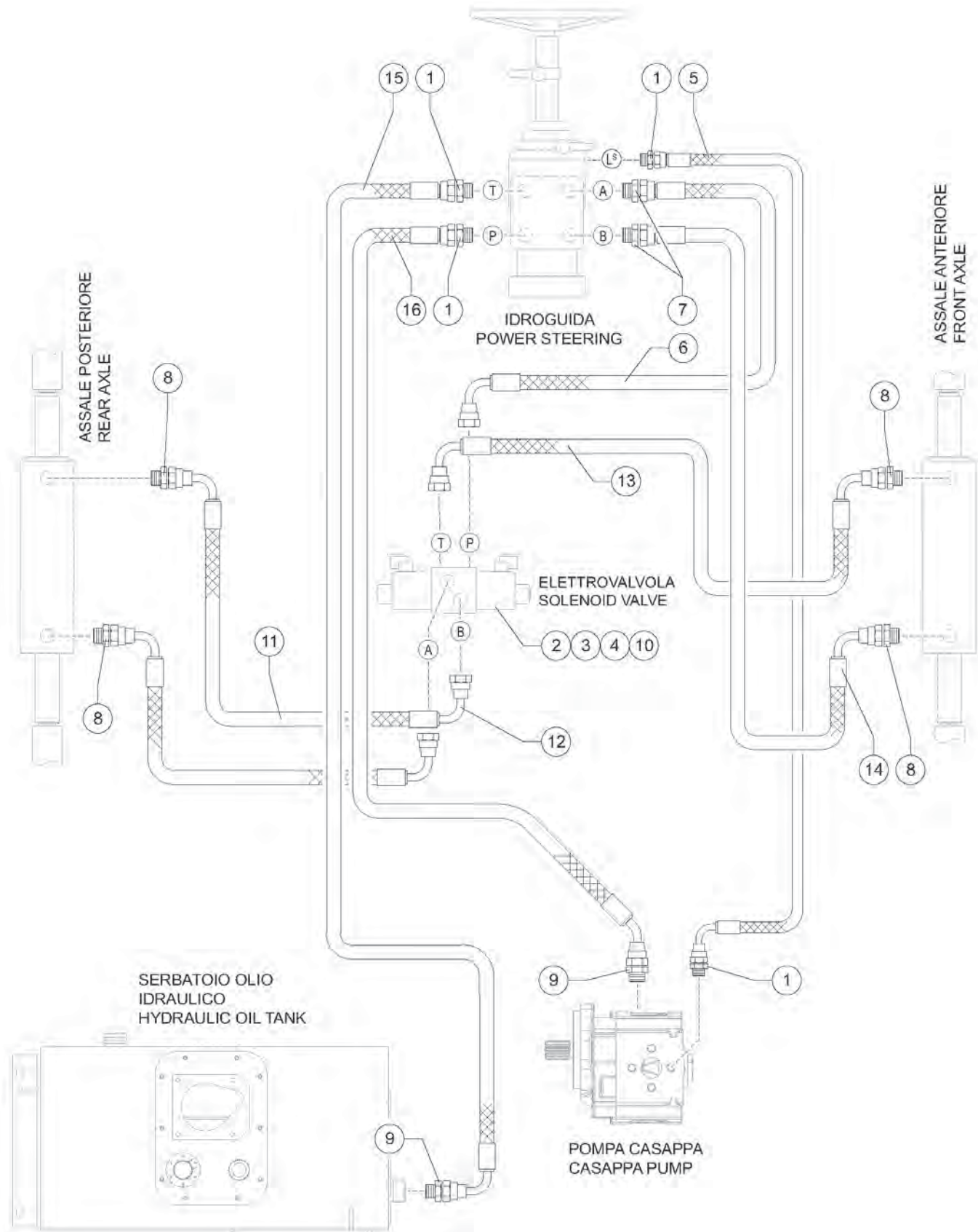
608.1 605543 Hydraulic System - Hydrostatic Transmission



608.1 605543 Hydraulic System - Hydrostatic Transmission

Item	Part No.	Description	Qty.
1	04.4229.0048	HOSE, 5519.....	1
2	04.4229.0049	HOSE, 5519.....	1
3	04.0605.0281	HOSE FLEXIBLE 5519.....	1
4	04.0605.0645	Pipe R1 X 1/4 LG. 850 F90 F90 9/16 ORFS A 180°.....	1
5	04.0605.0060	Pipe 1/4 LG 790 FD3/8 F901/4 F515HJ9JC040604-790.....	1
6	04.0605.0647	HOSE R1 X 3/4 LG. 400 5519.....	1
7	04.0605.0644	HOSE R1 X 3/4 LG. 600 5519.....	1
8	04.0605.0643	Pipe R4 X1" 1/4 LG.1550 F90 F90 1"11/16-18 ORFS.....	1
9	04.0607.0207	Pipe Fitting 90°M18X1.5 X1"3/16-12 ORFS.....	2
10	04.0600.0051	Nipple M33X2 X1 1/4 BSP.....	2
11	04.4223.0003	SEMI FLANGE/PLATE.....	1
12	04.4223.0004	PLATE/SEMI FLANGE.....	1
13	04.0605.0107	Pipe 1/4 LG 1300 FD1/4 F901/4.....	2
14	04.0607.0103	PIPE FITTING,M12X1.5X9/16-18....	1
15	04.4259.0013	Check Valve 2,5 Bar.....	1
16	06.0442.0059	WASHER,JC 22.....	1
17	04.0600.0050	PIPE FITTING,M22X1.5X3/4.....	1
18	06.0442.0105	WASHER,JC 27,SP2,5.....	1
19	04.4235.0035	Hydraulic Engine.....	1

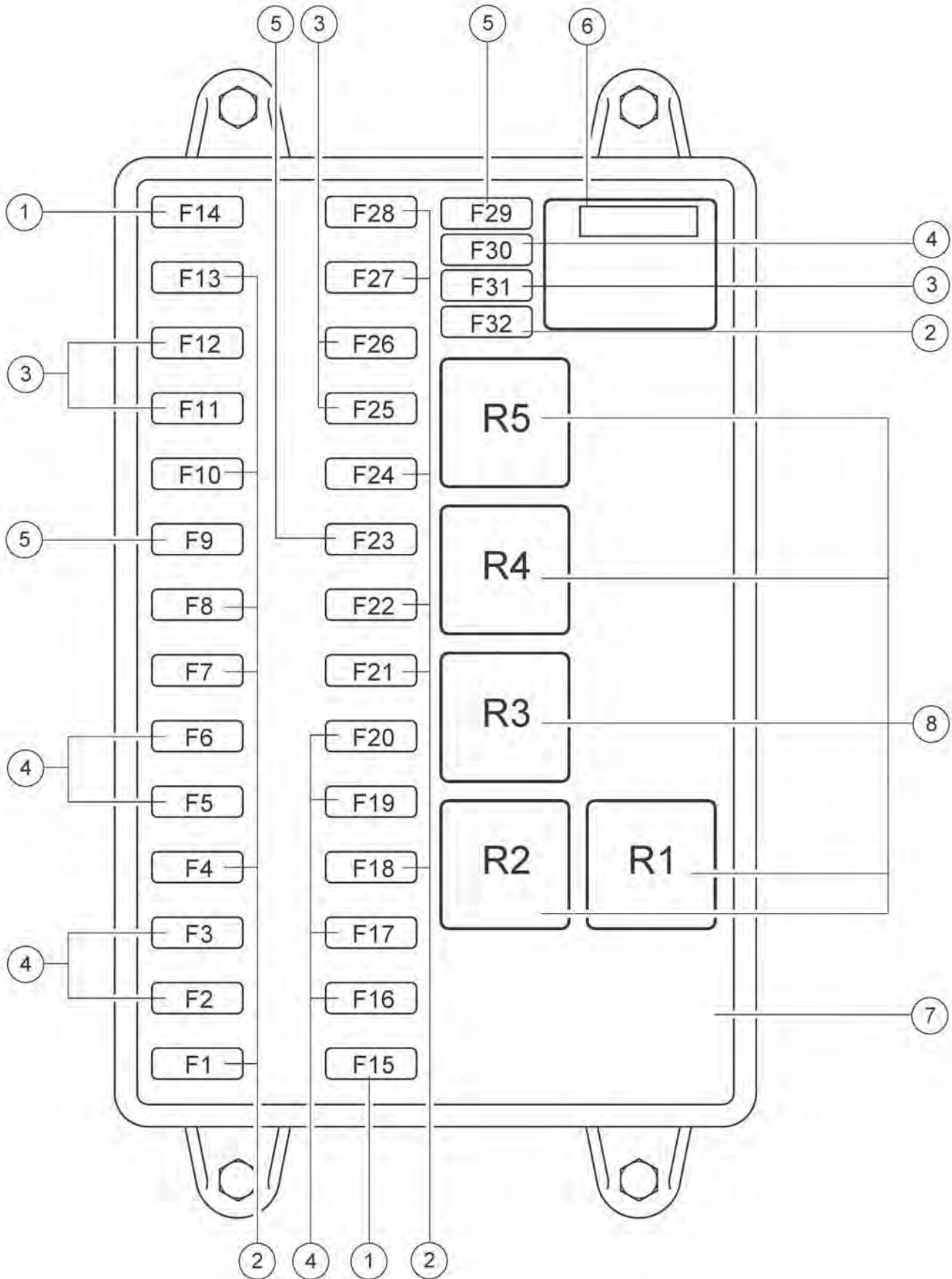
609.1 605544 Hydraulic System - Power Steering



609.1 605544 Hydraulic System - Power Steering

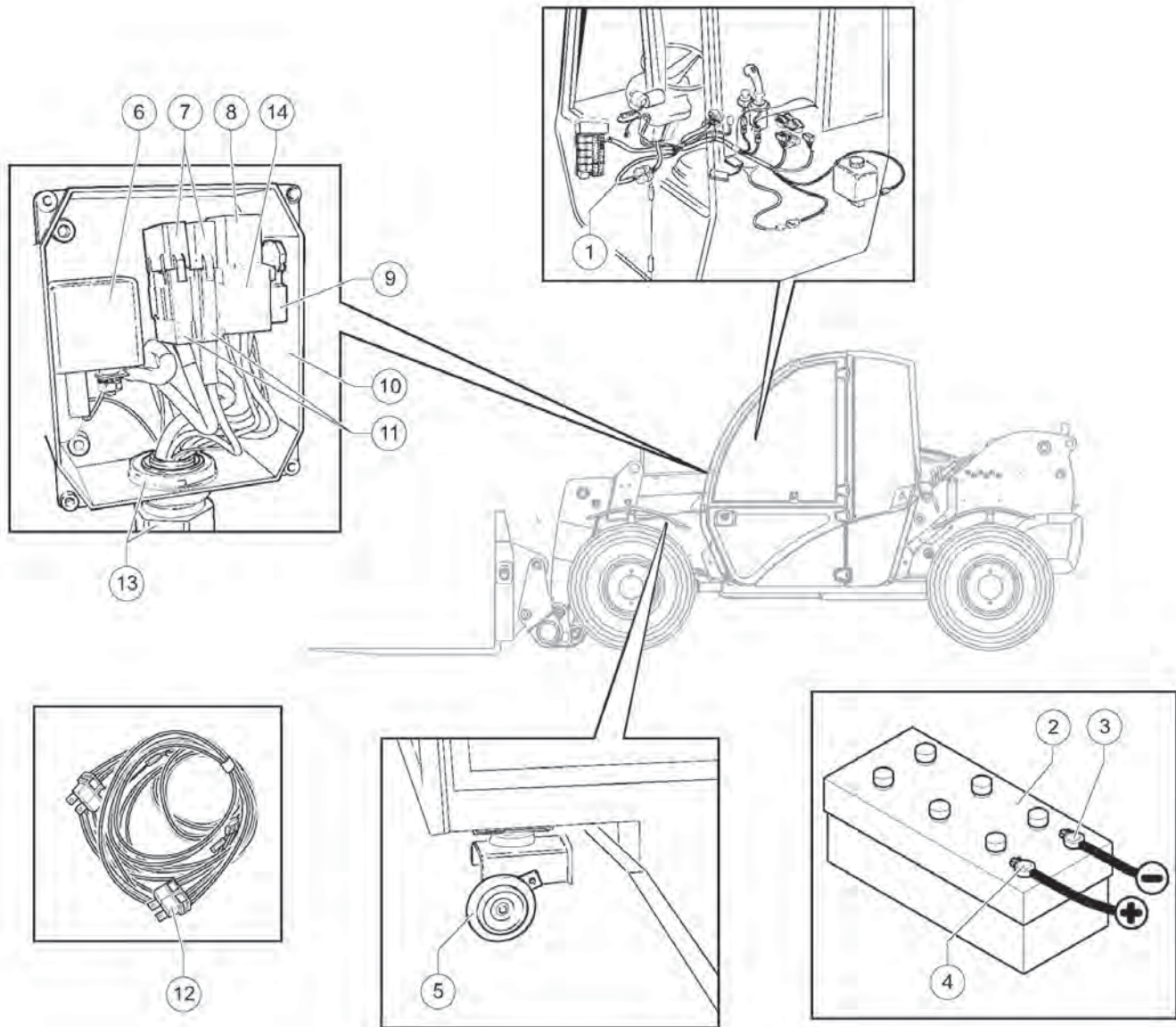
Item	Part No.	Description	Qty.
1	04.0607.0113	PIPE FITTING,1/4BSP X 9/16-18.....	4
2	04.4240.0052	ELECTROVALVE.....	1
3	07.4529.0111	SOLENOID.....	2
4	01.0001.0028	Screw TCEI M 5X35 UNI5931 8.8ZNWMAR 29.....	4
5	04.0605.0641	Pipe R1 X 1/4 LG. 1300F90 F90 9/16-18 ORFS.....	1
6	04.0605.0637	HOSE R2 X 3/8 LG. 530 5519.....	1
7	04.0607.0110	PIPE FITTING.....	2
8	04.0607.0137	PIPE FITTING.....	4
9	04.0607.0111	PIPE FITTING,1/2BSP X 13/16-16...2	2
10	01.0023.0052	NUT,M5-0.8 NYLOCKHXNUT Z.....	4
11	04.0605.0419	FLEXIBLE HOSE.....	1
12	04.0605.0625	Pipe R2 X 3/8 LG.2300 F90 F90 "Special Height" A 180°.....	1
13	04.0605.0648	Pipe R2 X 3/8 LG. 280 F90 F90 11/16 A 340°.....	2
14	04.0605.0638	HOSE R2 X 3/8 LG. 1100 F45 F90.....	1
15	04.0605.0640	HOSE R1 X 1/2 LG. 1100 5519.....	1
16	04.0605.0639	Pipe R2 X 1/2 LG. 1100 F90 F45 13/16 ORFS 270°.....	1

701.1 605545 Fuse Box



Item	Part No.	Description	Qty.
1	07.0703.0081	FUSE.....	2
2	07.0703.0080	FUSE.....	13
3	634972	FUSE,7.5A.....	5
4	07.0703.0148	FUSE.....	8
5	634973	FUSE,15A.....	3
6	634975	FUSE,20A.....	1
7	641135	HOUSING.....	1
8	56.0006.0002	Relay 12V 20/30A.....	1

702.1 605546 Electric Installation



Item	Part No.	Description	Qty.
1	55.0601.0058	Cab Electric System.....	1
2	56.0008.0002	12V 100 AH Battery.....	1
3	55.0602.0015	Battery Cable Line (-).....	1
4	55.0602.0014	Battery Cable Line (+).....	1
5	56.0009.0003	12V Horn.....	1
6	07.4501.0059	RELAY, GLOW PLUG.....	1
7	07.0703.0060	FUSE, 50 AMP.....	2
8	07.0703.0192	RELAY.....	1
9	07.0703.0059	Support.....	1
10	07.0703.0176	PULL BOX.....	1
11	07.0703.0058	CONNECTOR.....	2
12	55.0600.0106	Chassis Electric System.....	1
13	07.0703.0066	STRAIN RELIEF.....	1
14	07.0703.0064	Relay Support.....	1

Part Number Index

The Part Number Index is a numeric index of all part numbers included in this manual. The index shows what page(s) the part is used on.

Part Number	Page	Part Number	Page	Part Number	Page	Part Number	Page
01.0001.001057	01.4032.000261, 67	04.0607.011985	07.0703.006099
01.0001.002895	01.4032.000319, 45, 61, 65	04.0607.012085	07.0703.006499
01.0001.010467	01.4032.000419, 49, 65, 85	04.0607.012121	07.0703.006699
01.0001.015461	01.4032.000715, 49	04.0607.012483	07.0703.007559
01.0001.015667	01.4032.000943	04.0607.012687	07.0703.007759
01.0001.015815, 65	01.4041.000569	04.0607.013085	07.0703.008097
01.0001.020415	02.4102.001267	04.0607.013795	07.0703.008197
01.0001.020963, 65	04.0220.005321	04.0607.013921	07.0703.008759
01.0001.025247, 61	04.0220.005521	04.0607.014167, 81	07.0703.008859
01.0001.025415, 19, 45, 51, 61, 65	04.0227.005115	04.0607.014989	07.0703.008959
		04.0227.005461	04.0607.017421	07.0703.011359
01.0001.025619, 45, 61, 65	04.0227.006745, 47	04.0607.019421	07.0703.011661
01.0001.025747	04.0600.000991	04.0607.020793	07.0703.014897
01.0001.026015	04.0600.001967	04.0607.021491	07.0703.017699
01.0001.030673	04.0600.004621	04.4210.001689, 91	07.0703.019299
01.0001.031065	04.0600.005093	04.4210.001867	07.0703.045559
01.0001.035519, 61, 65	04.0600.005193	04.4210.001967	07.0703.045759
01.0001.035647, 49	04.0600.005521	04.4220.006321	07.0703.045859
01.0001.035747, 49, 65	04.0600.006889	04.4223.000393	07.0703.045959
01.0001.040515	04.0600.008167	04.4223.000493	07.0703.047259
01.0001.040969	04.0600.008767	04.4224.000021	07.0703.047459
01.0001.050649	04.0600.015989	04.4227.000747	07.0703.047659
01.0001.065951, 55	04.0600.016089	04.4229.004893	07.0703.047759
01.0001.070315	04.0600.018881	04.4229.004993	07.0703.047959
01.0001.146545	04.0605.006093	04.4235.003593	07.0703.050851, 55
01.0003.015765	04.0605.010793	04.4236.002963	07.0703.050951, 55
01.0003.020315, 65	04.0605.017889	04.4236.006881	07.0703.061059
01.0003.020547	04.0605.017987	04.4237.001063	07.0704.002363
01.0003.020875, 77	04.0605.018487	04.4238.005849	07.0704.003263
01.0003.021071	04.0605.018681	04.4238.005949	07.0704.003363
01.0003.025549, 85	04.0605.018981	04.4239.000477, 81	07.0704.003463
01.0003.040549	04.0605.022581	04.4239.000571, 73	07.0704.003563
01.0003.094457	04.0605.024589	04.4239.005177, 87	07.0704.003863
01.0006.003317, 19	04.0605.027181	04.4239.005275	07.0704.004263
01.0006.004965	04.0605.028193	04.4239.008321	07.0704.004563
01.0019.010465	04.0605.035187	04.4240.005295	07.0704.007863
01.0023.005115	04.0605.041995	04.4259.001393	07.0704.011763
01.0023.005295	04.0605.045381	05.0401.000389	07.0704.011863
01.0023.005317, 19, 47, 67	04.0605.061283	05.0401.000761	07.0704.011963
01.0023.005415, 19, 45, 51, 63, 65	04.0605.061383	05.0401.001681, 89, 91	07.0704.013363
		04.0605.061483	05.4309.000161	07.0704.013463
01.0023.005545, 47, 49, 65	04.0605.061583	05.4309.000261	07.0704.013663
01.0023.005615, 65, 69	04.0605.062595	05.4329.000361	07.0704.013763
01.0023.005765	04.0605.062683	06.0042.010591	07.0704.013863
01.0023.005851, 55	04.0605.063795	06.0401.012349, 85	07.0704.016963
01.0023.006217	04.0605.063895	06.0442.005461	07.0704.017363
01.0023.006457	04.0605.063995	06.0442.005561, 89	07.0704.018479
01.0031.005315	04.0605.064095	06.0442.005993	07.0705.008171
01.0031.005467	04.0605.064195	06.0442.010181, 89, 91	07.0705.008277, 87
01.0031.005517, 19, 45, 47, 51, 63, 65	04.0605.064393	06.0442.010221, 81	07.0705.008575
		04.0605.064493	06.0442.010321	07.0705.009479
01.0031.005647	04.0605.064593	06.0442.010521, 93	07.0705.009579
01.0031.005949	04.0605.064685	06.0442.010721	07.0705.009679
01.0031.006143	04.0605.064785, 93	06.0442.011121	07.0705.009779
01.0031.006317	04.0605.064895	07.0501.002949	07.0705.009879
01.0031.009949	04.0605.064985	07.0700.000621	07.0705.009979
01.0031.015115	04.0605.065085	07.0700.000721	07.0705.010079
01.0031.029815, 65	04.0605.065189	07.0700.002321	07.0709.003431
01.0031.029919, 57, 61	04.0605.065289	07.0700.002821	07.0709.005729, 39
01.0031.030145	04.0605.065389	07.0700.003247	07.0709.006529, 39
01.0032.005461	04.0605.065489	07.0700.003347	07.0709.007029, 39
01.0032.005549, 61	04.0605.065591	07.0700.003447	07.0709.007129, 39
01.0032.005749	04.0605.065689	07.0700.003547	07.0709.008425, 35
01.4001.000365	04.0605.065791	07.0700.003647	07.0709.010429, 39
01.4001.000943	04.0605.065887	07.0700.003747	07.0709.011329, 39
01.4001.001265	04.0605.065981	07.0700.003847	07.0709.011729, 39
01.4001.002515	04.0605.066181	07.0701.000749	07.0709.011829, 39
01.4001.004515	04.0607.010393	07.0701.020049	07.0709.011929, 39
01.4001.005717	04.0607.010721, 85	07.0701.020949	07.0709.012727
01.4006.000565	04.0607.010981	07.0701.021061	07.0709.013027
01.4006.001617, 19	04.0607.011089, 95	07.0701.021149	07.0709.013427, 33, 41
01.4019.000469	04.0607.011181, 85, 87, 95	07.0703.005259	07.0709.017129, 39
01.4031.000151, 55	04.0607.011381, 85, 87, 89,	07.0703.005659	07.0709.017427, 37
01.4031.000445		91, 95	07.0703.005899	07.0709.018827
01.4032.000015	04.0607.011489, 91	07.0703.005999	07.0709.021843

Part Number Index (continued)

Part Number	Page	Part Number	Page	Part Number	Page	Part Number	Page
07.0709.023537	07.0709.034131	07.0723.016353	09.0803.000215
07.0709.024527, 37	07.0709.034231	07.0723.016551	09.0803.000847
07.0709.024927	07.0709.034331	07.0723.016653	09.0803.001217, 19
07.0709.025237	07.0709.034431	07.0723.016851, 55	09.0803.002515
07.0709.025327, 37	07.0709.034531	07.0723.016951	09.0803.002615
07.0709.025427, 31, 37	07.0709.034631	07.0723.017253	09.0803.002747
07.0709.025527, 37	07.0709.034731	07.0723.017355	09.0803.004365
07.0709.025627	07.0709.034931	07.0723.017451	09.0803.006265
07.0709.025727, 37	07.0709.035031	07.0723.017553	09.0803.008861
07.0709.025827	07.0709.035131	07.0723.017653	09.0803.024519, 45
07.0709.025927	07.0709.035231	07.0723.018353	09.0803.025947
07.0709.026027	07.0709.035927, 37	07.0723.018553	09.0803.034747
07.0709.026129, 39	07.0709.036329, 39	07.0723.018853	09.0803.039319
07.0709.026229, 39	07.0709.036529, 39	07.0723.019051	09.0803.040017, 19
07.0709.026329, 39	07.0709.038837	07.0723.019855	09.0803.040117, 19
07.0709.026429, 39	07.0709.041733, 41	07.0723.021455	09.0803.040667
07.0709.026529, 39	07.0709.070637	07.0723.021555	09.0803.051015
07.0709.026629, 39	07.0709.070927	07.0723.021757	09.0804.010049
07.0709.026729, 39	07.0709.071027	07.0723.021951	09.0805.000015, 61
07.0709.026829, 39	07.0709.071131	07.0723.022151	09.0805.008885
07.0709.026929, 39	07.0709.071231	07.0723.022351	09.0806.002021
07.0709.027229, 39	07.0709.074725, 27, 35	07.0723.022951	09.4601.004949
07.0709.027329, 39	07.0709.074827	07.0723.023653	09.4604.000421
07.0709.027427, 29, 39	07.0709.074927	07.0723.023753	09.4604.004721
07.0709.027529, 39	07.0709.075027	07.0723.034253	09.4604.005247
07.0709.027629, 39	07.0709.075127, 37	07.0723.034553	09.4610.002451, 55
07.0709.027729, 39	07.0709.075227	07.0723.035153	09.4610.002557
07.0709.027829, 39	07.0709.075329, 39	07.0723.035257	09.4610.002751, 57
07.0709.027929, 39	07.0709.075429, 39	07.0723.041053	09.4616.005113
07.0709.028029, 39	07.0709.075629, 39	07.0723.041953	09.4616.010113
07.0709.028129, 39	07.0709.075729, 39	07.0723.042053	09.4618.001011
07.0709.028229, 39	07.0709.075829, 39	07.0723.042153	09.4618.006111
07.0709.028429, 39	07.0709.076037	07.0723.042353	09.4618.010913
07.0709.028533, 41	07.0709.076137	07.0723.042453	09.4618.020511
07.0709.028633, 41	07.0709.076237	07.0723.042553	09.4618.038913
07.0709.028743	07.0709.076337	07.0723.042653	09.4618.064111
07.0709.028943	07.0709.076429, 39	07.0723.042753	09.4618.064311
07.0709.029029, 39	07.0712.004845	07.0723.042853	09.4618.064411
07.0709.029129, 39	07.0712.010145	07.0723.042953	09.4618.077611
07.0709.029225	07.0712.010245	07.0723.043353	09.4618.077711
07.0709.029327	07.0712.010345	07.0723.043453	09.4618.077813
07.0709.029427	07.0712.010445	07.0723.044153	09.4618.077913
07.0709.029527	07.0713.005149	07.0723.044451	09.4618.078013
07.0709.029627	07.0722.005349	07.0723.044651	09.4618.078211
07.0709.030127	07.0723.000451, 55	07.0723.044853	09.4618.078313
07.0709.030227	07.0723.002453, 55	07.0723.045051	09.4618.078411
07.0709.030327	07.0723.003651	07.0723.045153, 55	09.4618.126213
07.0709.030527	07.0723.003751	07.0723.045253, 55	09.4627.001823
07.0709.030627	07.0723.003955, 59	07.0723.045353, 55	09.4629.001823
07.0709.030927	07.0723.004055	07.0723.045451, 55	09.4632.006723
07.0709.031227	07.0723.004219, 53, 55	07.0723.045553	09.4632.006823
07.0709.031327	07.0723.004553	07.0723.045653, 55	09.4635.001423
07.0709.031527	07.0723.005451, 57	07.0723.046153	09.4635.004823
07.0709.031627	07.0723.005551, 57	07.0723.048551	09.4636.000861
07.0709.031727	07.0723.005753	07.0726.010219, 21	09.4636.001861
07.0709.031927	07.0723.005951	07.0730.001361	09.4645.003047
07.0709.032027	07.0723.007455, 59	07.0730.001761	09.4656.001247
07.0709.032129, 39	07.0723.007553	07.0730.001961	09.4661.000221
07.0709.032229, 39	07.0723.007653, 55	07.0730.002361	09.4661.002015
07.0709.032329, 39	07.0723.009053	07.0730.002561	09.4661.002115
07.0709.032431	07.0723.009651	07.0730.005147	09.4661.002215
07.0709.032531	07.0723.009753, 55	07.0730.005247	09.4670.000015
07.0709.032631	07.0723.010459	07.0730.005347	09.4670.000245
07.0709.032731	07.0723.011155	07.0730.005447	09.4670.000449
07.0709.032831	07.0723.011451, 53	07.0730.005547	51.0111.800017
07.0709.032931	07.0723.013351	07.0730.005647	51.0201.240065
07.0709.033031	07.0723.013451	07.0730.005747	51.0201.250065
07.0709.033231	07.0723.013551	07.0730.005847	51.0400.430067
07.0709.033331	07.0723.014251, 55	07.0738.000323	51.0600.270015
07.0709.033431	07.0723.014453	07.4501.005999	51.0600.490021
07.0709.033531	07.0723.014951, 57	07.4501.013849	51.0800.380015
07.0709.033631	07.0723.015253	07.4501.013949	51.0802.440019
07.0709.033731	07.0723.015553	07.4529.002761	51.0803.570017
07.0709.033831	07.0723.015653	07.4529.011195	51.0804.840065
07.0709.033931	07.0723.015753	07.4529.011249	51.0806.000017, 19
07.0709.034031	07.0723.016153	07.4529.011915	51.0806.100017, 19

Part Number Index (continued)

Part Number	Page	Part Number	Page	Part Number	Page
51.0809.8900	49	56.0010.0005	51	999058	49
51.0810.0900	49	56.0012.0049	59		
51.0810.1000	49	56.0012.0074	15		
51.0810.3200	19	56.0013.0000	21		
51.0810.4100	45	56.0013.0028	21		
51.0810.4200	19	56.0016.0073	59		
51.0810.6100	17	56.0017.0015	59		
51.0810.7300	19	58.1800.3300	51		
51.0901.7900	19	629733	31		
51.0902.7000	15	629735	31		
51.0903.0400	19	630328	31		
51.0903.1300	65	632070	31		
51.0903.1700	17	632383	29, 39		
51.0903.1800	17	633098	37		
51.1000.1800	15	633110	37		
51.1100.0020	51, 55	633160	37		
51.1300.5400	69	633176	43		
51.1301.4300	69	633204	25, 35		
52.1100.7500	19	633529	27, 37		
52.1200.0700	59	633531	27		
52.1200.1100	59	633533	27, 37		
52.1200.3700	59	633568	27		
52.1200.3900	59	634391	27, 37		
52.1200.4300	59	634392	27		
53.0000.3200	71	634393	27		
53.0100.2800	73	634397	33, 41		
53.0300.1800	77	634546	29, 39		
53.0400.1700	75	634561	27		
53.3001.0500	67	634972	97		
53.3001.4900	85	634973	97		
53.3001.5000	47	634975	97		
53.3001.5400	45	634981	49		
53.3001.5500	45	635965	75		
53.3100.0034	47	638548	29, 31, 39, 43		
53.3200.0043	45	639327	31		
53.3301.0005	21	639329	31		
53.3402.1800	83	639637	27		
53.3402.1900	83	639639	29, 39		
53.3402.2000	83	639641	29, 39		
53.3402.2100	83	639642	29, 39		
53.3402.2200	83	639643	29, 39		
53.3402.2300	83	639646	29, 39		
54.0000.0017	65	639670	27, 29, 39		
54.0000.0027	15	639830	27		
54.0000.0068	69	639832	27		
54.0000.0077	67	639992	77		
54.0000.0192	65	639993	73		
54.0000.0193	65	640096	71		
54.0000.0196	65	640495	59		
54.0000.0197	65	640496	59		
54.0000.0199	65	640497	59		
54.0001.0022	67	640987	59		
54.0003.0016	65	640995	53		
54.0100.0002	51, 55	641004	53		
54.0100.0017	51, 55	641019	51, 53		
54.0100.0027	69	641024	51, 53		
54.0200.0000	65	641042	51, 53		
54.0200.0001	65	641053	59		
54.0202.0006	65	641065	59		
54.0202.0007	65	641124	49		
54.0702.0000	65	641135	97		
54.0702.0001	65	82558	11		
54.0702.0002	65	97664	11		
54.0702.0005	65	97665	11		
54.0702.0013	65	97666	11		
54.0702.0014	17	97667	11		
54.0800.0000	19	97668	11		
55.0403.0046	23	97669	11		
55.0403.0055	23	97670	11		
55.0600.0106	99	97671	11		
55.0601.0058	99	97672	11		
55.0602.0014	99	97673	11		
55.0602.0015	99	97674	11		
56.0006.0002	97	97675	11		
56.0008.0002	99	97676	11		
56.0009.0003	99	97688	11		

The Part Description Index is an alphabetical index of all part descriptions included in this manual. The index shows what page(s) the part is used on.

1
12V 100 AH Battery.....99
12V Horn.....99
1st Telescopic Element GTH-5519.....65

2
2nd Telescope Extension Cylinder.....73
2nd Telescopic Element GTH-5519.....65

A
Adapter F-F 1/4X9/16-16 ORFS.....91
AIR CONVEYOR (RADIATOR SHROUD).....45
AIR FILTER ASSY,5519.....47
AIR FILTER, SECONDARY.....47
AIR FILTER,PRIMARY.....47
AIR FILTER,RING.....47
AIR INLET.....15
Air Inlet + Frame.....59
ARM.....29, 39
ARTICULATED TIE ROD.....33, 41
ARTICULATION.....63
Attachment Lock Pin.....67

B
Back-up Ring.....31
BALL VALVE,MANUAL.....21
BALL-GRIP.....53
Battery Cable Line (+).....99
Battery Cable Line (-).....99
BEARING.....27, 37
Bearing.....27, 29, 37, 39
BELT, DOOR ASSY GTH5519.....53
BELT,SEAT A5073.104.....51, 57
Bevel Gear.....37
BEVEL GEAR SET.....27
BLEEDER VALVE,LONG.....31
BODY.....63
Boom Lifting Cylinder.....71
Boom Limit Switch.....17
Boom Pipe Manifold.....67
Both Side Adhesive Plate for Backflow Button NEH 5519 NEW.....13
Both Side Adhesive Plate for Flow Adjusting NEH 5519 NEW.....13
Bracket.....19, 47
BRAKE DISC.....31
BRAKE PEDAL KIT.....61
BRAKE PUMP.....61
BRAKE RESERVOIR W/ BRACKET.....61
BRAKE SOLENOID/ NEGATIVE 5519.....79
BRIEDA Cab Structure.....51, 55
BUSHING.....31, 43, 53
Bushing.....29, 39, 43, 47, 61
Bushing DB 45/52 LG.50.....65
Bushing DB 50/58 LG.55.....65
Bushing M10X13,5.....65
Bushing M10X8,5.....65

C
Cab Electric System.....99
Cab Lateral Casing.....17
CAP.....29, 31, 39, 43
Cap Kit.....63

CAP/PLUG.....21
Capacity Both Side Adhesive Plate GTH-5519 New.....13
CARBONPRES PIPE,D8X15 (39.37").....15, 61
CARDAN JOINT ASSY KIT.....23
Cardan Shaft.....23
Central Casing.....17
Chain.....15
CHAMFERED WASHER,D6,UNI 6592ZN.....67
Chassis Electric System.....99
Chassis-Boom Joint Pin.....65
Check Valve 2,5 Bar.....93
CLAMP,S16,D32 TYPE,8.4 HOLE.....47
Clinometer Needle.....65
CLIP.....53
CLUTCH DISC.....27
Clutch Disc.....27
COLLAR.....47
Combined Oil/Water Radiator.....45
Complet Wheel 12-16.5 PR10.....23
Complet Wheel 12-16.5 PR10 + Ffoam Filled.....23
Complete Frame.....17
Complete Pipe WALF/ORFS-BSP Extension Cylinder.....83
Complete Pipe WALFORM/ORFS Attachment Locking Cylinder.....83
Complete Pipe WALFORM/ORFS Front Side Articulation Cylinder.....83
Complete Pipe WALFORM/ORFS Front Side Articulation Locking Cylinder.....83
Complete Throttle Pedal.....47
Compression Spring.....47
CONNECTOR.....99
CONTROL LEVER.....63
CONTROL LEVER****63
CONTROL VALVE.....63
Copper Washer JC 27 SP2,5.....91
Counterweight.....15
Cover.....27
COVER, OIL FILTER.....21
COVER,PARK BRAKE/RED.....59
COVER,TOGGLE SWITCH.....59
COVER,TOGGLE SWITCH PREHEATING...59
Covering.....51, 53, 55
Crinkle Washer UNI 8840.....47
CRINKLE WASHER,DM.10.....53
CROWN SUPPORT.....29, 39
Crown Wheel.....27
CURSOR.....63
Cursor.....63
Cylinder.....33, 41
CYLINDER GASKET KIT.....73
CYLINDER PIPE/FORK MVMNT.....83

D
Dashboard.....59
DASHBOARD,RIGHT SIDE.....59
DECAL.....11
DECAL, (DO NOT OPEN WHEN RUN).....11
DECAL, BOOM ANGLE INDICATOR.....11
DECAL, SHEET VARIOUS.....13
DECAL,COSMETIC,GTH-5519.....11
DECAL,DANGER,CRUSH HAZARD.....11
DECAL,DANGER,ELECTRICAL HAZARD.....11
DECAL,DANGER,EXPLSION/BURN HAZ.....11

DECAL,DANGER,NO RIDERS.....11
DECAL,EMERGENCY EXIT HANDLE.....11
DECAL,HYDRAULIC OIL.....13
DECAL,JOYSTICK FUNCTIONS.....13
DECAL,TIRE PREASURE.....11
DECAL,UPPER DOOR INT UNLOCK SY.....11
DECAL,WARN,BURN HAZARD.....11
DECAL,WARN,CRUSH HAZ MOVING PT....11
DECAL,WARN,EXPLSION/BURN HAZ.....11
DECAL,WARN,FALLING OBJECT HAZ.....11
DECAL,WARN,OVERTURN HAZARD.....11
DECAL,WARN,READ MANUAL.....11
DECAL,WARN,SKIN INJECTION HAZ*.....11
DECAL,WARN,WEAR SEAT BELT.....11
Diesel Engine.....49
Diesel Fuel Filter.....49
DIESEL FUEL FILTER ELEMENT.....49
DIFFERENTIAL BOX.....37
DIFFERENTIAL CASE.....27, 37
DIFFERENTIAL PINION.....37
DISPLAY, GAUGES.....59
DOOR COATING, 5519 LOWER DOOR.....53
DOOR STOP KIT.....53
DOWEL.....27, 31, 37
DRILLED SCREW.....89
Drilled Screw 1/4 BSP.....81, 89, 91
DRILLED SCREW, PRESSURE SWITCH.....61
DRIVING MIRROR ONLY/ SINGLE.....19, 53, 55

E
Elastic Joint.....49
ELASTIC PIN D.10 ART.104.....67
ELECTROVALVE.....95
Engine Casing.....19
Engine Casing Lock Iron Frame.....19
Engine Casing Lock Pin.....19
Engine Cover Support Bracket.....19
Engine Housing.....19
Engine Oil Filter.....49
Engine Support Fan Side.....49
Engine Support Left Flywheel Side.....49
Engine Support Right Side TELELIFT 2506..49
Extension Cylinder Attach Head Pin.....65
Extension Cylinder Foot Pin.....65
External Sound Proofing.....53, 55

F
Fan.....45
Fan Guard Grid.....45
FILTER.....51, 57
Filter.....21
Filter Body.....47
FITTING,UNION.....91
Flange.....27, 37, 63
FLANGE BOLT W/ NYLON PATCH.....29, 39
Flashing Beacon.....51
Flashing Beacon Bracket.....51
FLEXIBLE HOSE.....81, 87, 89, 95
Floating Fork 100X40 LG.1200.....69
Floating Fork Pin.....69
Floating Fork Support Plate.....69
Fork Coupling Attach Point.....67
Fork Levelling Cylinder.....77
Fork Movement Cylinder Foot Pin.....65

Part Description Index (continued)

Fork Movement Cylinder Valve Guard GTH-5519
 BLU GENIE.....65
 Front Axle Bracket Fixing Plate.....17
 Front Steering Axle.....23
 FUEL CAP.....15
 Fuel Gauge.....15
 FUSE.....97
 FUSE, 50 AMP.....99
 FUSE,15A.....97
 FUSE,20A.....97
 FUSE,7.5A.....97

G

GASKET,GLASS5519(CUT @157.48").....53
 GASKET/JOINT KIT.....77
 GASKET/SEAL.....49, 85
 Gear.....27
 GLASS.....51, 55
 GLASS STOP.....51, 53
 GRATE,5519.....55
 GREASE NIPPLE.....43
 Greaser.....29, 39
 GUARD.....57, 59
 GUARD (CUT @ 39.37"/1METER).....47

H

HANDLE.....51, 53
 Handle.....15
 HANDLE, INTERNAL DOOR.....53
 Hatch on Front Dashboard Support.....59
 Hex-head Cap DA 1" Gas.....21
 HINGE.....53
 Hinge.....15
 HINGE KIT, 5519.....53
 Hitch.....15
 Hitch Pin.....15
 HOSE.....81, 83, 85, 89, 91
 HOSE ASSY, CYLINDER BLOCK.....83
 HOSE FLEXIBLE 5519.....93
 HOSE R1 X 1/2 LG. 1100 5519.....95
 HOSE R1 X 1/4 LG 1350.....81
 HOSE R1 X 3/4 LG. 400 5519.....85, 93
 HOSE R1 X 3/4 LG. 600 5519.....93
 HOSE R2 X 3/8 LG. 1100 F45 F90.....95
 HOSE R2 X 3/8 LG. 530 5519.....95
 Hose R4 X 1-1/4 (DI30) LG.1000.....85
 HOSE, 5519.....93
 HOSE,FLEXIBLE,R2X2 1/2LG.1800.....87
 HOUSING.....25, 29, 39, 97
 Housing.....49
 HUB.....29, 39, 49
 HYD OIL FILTER 5519.....21
 Hydraulic Engine.....93
 Hydraulic Oil Temperature Gauge.....59

I

Ignition Key 07.0703.0472.....59
 INDICATOR (OIL CLOGGING).....21
 Inspection Hatch.....21
 INSULATOR.....51, 55

J

JOINT.....29, 39
 Joint Box.....29, 39
 JOINT ENGINE/PUMP.....49
 JOINT KIT.....33, 41
 Joystick Handle.....63

K

KEY.....53
 KEY SWITCH WITH 2 KEYS.....53
 KNEE-CAP/ARTICULATION JOINT.....47
 KNURLED COUPLING.....61

L

LABEL,GENIE DECAL.....11
 LATCH 5519.....19
 Left Mud - Guard Support.....19
 LEFT MUD GUARD, 5519.....17, 19
 Left Mudguard Support.....17
 LEFT SIDE GLASS.....53
 LEFT SIDE, DASHBOARD.....59
 LEVEL GAUGE.....51, 55
 Levelling Cylinder Head Pin.....65
 Lever.....61
 Lifting Cylinder Head Pin.....65
 LIGHT CLAMP.....61
 LIGHT HOSE-CLAMP,DN 10/16,LG9.....15
 LOAD HOLDING VALVE / LIFT.....71, 73
 Lock.....53, 55
 LOCK VALVE SEAL KIT.....77
 Low Level Indicator Control.....21
 LOWER DOOR ASSY GTH5519 ****.....53
 LOWER DOOR/ GTH5519.....53
 Lower Front Dashboard.....59
 Lower Rear Pad 100X25X15.....65

M

MAGNETIC PLUG.....25, 27, 35
 MALE COUPLING.....67
 Manifold.....45
 Mat.....53, 55
 MIRROR W/BRACKET, SINGLE.....53, 55
 Mobile Pin for Fork Coupling Attach Point.....67
 MUD GUARD RIGHT,5519.....17, 19
 Muffler.....47

N

NAME PLATE.....59
 NAME PLATE/SERIAL PLATE.....13
 NIPPLE.....21
 Nipple M33X2 X1 1/4 BSP.....93
 NIPPLE/PIPE FITTING.....21, 89
 NUT.....29, 39, 51, 69
 Nut.....29, 37, 39
 Nut 8MA Slim UNI 4035.....47
 NUT, M8-1.0 FINHEXNUT Z.....65
 NUT, NYLOCK M16-2.0Z.....51, 55
 NUT,DIN439 JAM M16-2.0 P.....29, 39
 NUT,M12,UNI,7473 6SZN.....15, 65, 69
 NUT,M5-0.8 NYLOCKHXNUT Z.....95
 NUT,M8,UNI 7473.....15, 19, 45, 63, 65
 NUT,NYLOCK M6-1.0 Z.....17, 19, 47, 67
 NUT,SELFLOCK,M10,UNI7473,ZN.....45, 47, 49, 65

O

O-RING.....33, 37, 41, 63
 O-ring.....49
 O-ring N007.1004.....21
 O-RING,GTH5519.....15
 OIL FILTER,CARTRIDGE.....21
 OIL LEVEL INDICATOR.....21
 Oil Tank.....21
 Oil Tank Trap.....19

Output Valve.....47
 OVERCENTER VALVE.....77, 87
 OVERCENTER VALVE***.....75

P

Pad 200X60X20.....65
 Pad 20X250 for Boom Limit Switch.....17
 PEDAL.....61
 Pedal.....47
 Pedal Pin.....47
 Pedal Support.....47
 PILOT LIGHT.....59
 Piloting Hydraulic Block.....81
 PIN.....29, 39, 53, 61, 65
 Pin.....27, 31, 37
 PIN,8X85.....53
 PINION GEAR.....27
 PINION,DIFFERENTIAL.....29, 39
 Pipe 1/4 LG 1300 FD1/4 F901/4.....93
 Pipe 1/4 LG 790 FD3/8 F901/4
 F515HJ9JC040604-790.....93
 PIPE FITTING.....21, 29, 39, 85, 87, 89, 95
 PIPE FITTING 1/2GAS X M 13/16.....67, 81
 Pipe Fitting 90°M18X1.5 X1"3/16-12 ORFS..93
 PIPE FITTING,1/2BSP X 13/16-16.....81, 85, 87, 95
 PIPE FITTING,1/4BSP X 9/16-18.....81, 85, 87, 89, 91, 95
 PIPE FITTING,3/4".....21, 85
 PIPE FITTING,3/8.....89, 91
 PIPE FITTING,90 A207140-2121.....67
 PIPE FITTING,90 M-F 13/16-16.....81
 PIPE FITTING,90M-M.....83
 PIPE FITTING,FMF+L 1/2 BSP.....67
 PIPE FITTING,M12X1.5X9/16-18.....93
 PIPE FITTING,M22X1.5X3/4.....93
 PIPE FITTING,MFK 90 1/2 BSP.....67
 Pipe R1 X 1/4 LG. 1300F90 F90 9/16-18
 ORFS.....95
 Pipe R1 X 1/4 LG. 1650 F90 F90 9/16-18
 ORFS.....89
 Pipe R1 X 1/4 LG. 1850 Eye D.14 FD 9/16...89
 Pipe R1 X 1/4 LG. 850 F90 F90 9/16 ORFS A
 180°.....93
 Pipe R1 X 1/4 LG. 900 F90-FD 9/16-18
 ORFS.....81
 Pipe R1 X 3/4 LG. 2150 F90 FD 1"3/16.....85
 Pipe R1 X 3/8 LG. 650 F90 FD 11/16.....89
 Pipe R2 X 1/2 LG. 1100 F90 F45 13/16 ORFS
 270°.....95
 Pipe R2 X 1/2 LG. 950 FD FD 13/16-16
 ORFS.....87
 Pipe R2 X 1/4 LG. 1150 F90 FD 9/16.....91
 Pipe R2 X 3/8 LG. 280 F90 F90 11/16 A
 340°.....95
 Pipe R2 X 3/8 LG.2300 F90 F90 "Special Height"
 A 180°.....95
 Pipe R4 X1" 1/4 LG.1550 F90 F90 1"11/16-18
 ORFS.....93
 Pipe ROCKMASTER X 3/4 LG. 730 FD F90
 1"3/16.....85
 Piston.....31
 PLAIN WASHER.....51
 PLAIN WASHER,FEND 6MM X 18MM Z.....15, 65
 Plate.....53
 PLATE, BELT RETAINING 5519.....53
 PLATE/SEMI FLANGE.....93

- PLUG.....15, 25, 27, 29, 35, 39, 51, 55, 57, 59, 63
 PLUG,BREATHING.....27, 29, 39
 PLUG/STOPPER HEAD.....21
 Polyethylene Combined Tank.....15
 Power Steering.....61
 Power Steering Gasket Kit.....61
 Pressure Port Decal TP1 GTH-5519 NEW.....13
 Pressure Port Decal TP2,TP3 GTH 5519 NEW.....11
 Pressure Port Decal TP4 GTH-5519 NEW.....13
 Pressure Switch.....61
 PRESSURE TUBE.....89, 91
 PROTECTION.....63
 PUFFER/INSULATOR.....45
 PULL BOX.....99
 Pump.....49
 PUMP A4VG56G 5519.....49
 Pump Intake Manifold.....85
 PUSH BUTTON.....63
- Q**
- Quick Coupling Lock/Unlock Decal NEH 5519 NEW.....11
 QUICK COUPLING,F 1/2" FASTER.....67
- R**
- Radiator Cap.....45
 Radiator Core.....45
 Radiator Side Support.....45
 REAR CAB GLASS.....53
 REAR COVER.....49
 Rear Frame Lock.....15
 Rear Side Dashboard.....59
 Rear Steering Axle.....23
 Rear Windscreen Wiper Kit.....51
 RED PUSH BUTTON CAP.....63
 RELAY.....99
 Relay 12V 20/30A.....97
 Relay Support.....99
 RELAY, GLOW PLUG.....99
 Removable Pedal.....47
 RETAINER.....59
 RETAINER PIPE/SINGLE BRACKET.....65
 RETAINER/DOOR LOCK.....15
 Right Mud Guard Support.....19
 Right Rear View Mirror Support.....19
 RIGHT SIDE GLASS.....51
 RIM.....23
 Ring.....27, 29, 37, 39
 RING GEAR.....29, 39
 Ring Nut.....27, 31
 ROPE WITH EYES,D.3 LT.300.....67
 RUBBER.....51
 Rubber.....51
 Rubber Gasket 240 X 330 Sp. 3.....21
- S**
- Satellite Gear.....37
 SCREW.....15, 29, 31, 39, 49, 51, 55, 85
 Screw.....29, 31, 39, 43
 SCREW M24.....17
 Screw TCEI M 5X35 UNI5931 8.8ZNMAR 29.....95
 Screw TE 8x20.....51
 Screw TSPEI 10x30 UNI 5933 10.9 ZN.....65
 SCREW, 10.9 FHSC M6-1.0X60Z.....17, 19
 SCREW, 10.9HCS 12MM-1.75X50.....29, 39
 SCREW, 12.9 SHCS 12-1.75X45.....27, 33, 41
 SCREW, 12.9SHCS M8-1.25X20Z.....15, 65
 SCREW, 12.9SHCS M8-1.25X30Z.....57
 SCREW, 12.9SHCS M8-1.25X40Z.....75, 77
 SCREW, 5519.....81
 SCREW, 8.8 HCS 10MM-1.5X25Z.....19, 61, 65
 SCREW, 8.8 HCS 10MM-1.5X30Z.....47, 49
 SCREW, 8.8 HCS 10MM-1.5X35Z.....47, 49, 65
 SCREW, 8.8 HCS 10MM-1.5X80Z.....65
 SCREW, 8.8 HCS 12MM-1.75X50.....27
 SCREW, 8.8 HCS 12MM1.75X30Z.....49
 SCREW, 8.8 HCS 12MM1.75X60Z.....15
 SCREW, 8.8 HCS 6MM-1.0X16 Z.....61
 SCREW, 8.8 HCS 8MM-1.25X20Z.....15, 19, 45, 61, 65
 SCREW, 8.8 HCS 8MM-1.25X25Z.....19, 45, 61, 65
 SCREW, 8.8HCSM6-1.0X40Z FT.....67
 SCREW, 8MM-1.25X70 8.8HCS Z.....63, 65
 SCREW, HCS 12-1.75X90 Z 8.8.....69
 SCREW, HCS 14-2.0X100 Z 8.8.....65
 SCREW, LOWER DOOR ASSY 5519.....53
 SCREW, M 8X20 UNI 5739 8.8 ZN.....57
 SCREW, M6-1.0X25MM FHSCS ZP.....17, 19
 SCREW, M6X25 SHCS Z.....65
 SCREW, M6X30DIN933 YZ HCS.....53
 SCREW,016.28.3658 12.....27, 37
 SCREW,12.9SHCS M8-1.25X30Z.....47
 SCREW,5MM-0.8X10 8.8 HCS Z.....15
 SCREW,8.8 HCS 10MM-1.5X60Z.....73
 SCREW,8.8 HCS 16MM2.0X100Z.....51, 55
 SCREW,8.8 HCS 6MM-1.0X25 Z.....15, 65
 SCREW,8.8 HCS 8MM-1.25X16Z.....47, 61
 SCREW,8.8 HCS 8MM-1.25X30Z.....47
 SCREW,8.8HCS 12MM1.75X100Z.....65
 SCREW,8.8HCSM8-1.25X45Z FT.....15
 SCREW,FHSCS 8-1.25X70 P.....51
 SCREW,M10-1.5X90 12.9 SHCS.....53
 SCREW,M6-1.0X20MM FHSCS ZP.....53
 SCREW,M6X20DIN933 YZ HCS.....53
 SCREW,PPH SMS 10X3/4ZAKEG.....55, 59
 SCREW,TCB+M6X35.....53
 SCREW,TCEI M5X50.....53
 SCREW,TCEI,M16X50,UNI5931,8.8Z.....49
 SCREW,TE,M16X35.....15
 SCREW,TE,M6X20.....67
 SCREW,TE,M8X16.....53
 SCREW,TE,M8X40,UNI 5739,8.8 ZN.....45
 SCREW,TPEI,M8X30.....51
 SCREW,TSPEI M8X25.....53
 SCREW/BOLT / WEAR PAD.....65
 SCREW/TCEI M8X50,UNI 5931,8.8ZN.....71
 SEAL.....27, 29, 31, 39, 51, 53
 SEAL (UM = 39.5 INCHES).....19, 45
 SEAL / DIFFERENTIAL.....29, 39
 SEAL KIT.....49, 61, 87
 SEAL KIT, LIFT CYLINDER.....71
 SEAL KIT,CYLINDER.....75
 SEAL, GHT5519 LOWER DOOR.....53
 SEAL,DIFFERENTIAL.....37
 SEALING WASHER.....31
 Seat.....51, 55
 SEAT, CUSHION BACK.....51, 55
 SEAT,BOTTOM CUSHION.....51, 55
 SECURITY DOWEL.....31
 SECURITY DOWEL 5519.....69
 Selflock Stop Nut M8.....51
 SEMI FLANGE/PLATE.....93
 SHEET.....29, 37, 39
 SHIM.....31
 SHIM,THICKNESS.....27, 31, 37
 SHOCK ABSORBER, SEAT.....57
 Side Front Dashboard.....59
 Side Front Pad 100X60X12.....65
 Side Rear Pad 100X60X12.....65
 SLIGHT CLAMP,DN50/70 LG12.....45, 47
 SNAP RING.....27, 29, 39
 Snap Ring.....27, 29, 31, 39
 SNAP RING (CIRCLIP).....25, 35
 SOLENOID.....49, 95
 Solenoid.....79
 SOLENOID VALVE.....49
 SOLENOID, NO STOP,5519.....79
 Spacer.....27, 31, 37
 SPEED LEVER.....59
 SPHERE.....31
 Split Pin.....31
 Spring.....31, 61
 Spring 2.5X18X100.....19
 SPRING SPLIT PIN,WIRE,D4.....15
 SPRING WASHER.....15, 27, 43, 49, 61
 SPRING WASHER,D 8,ZN.....19, 45, 61, 65
 SPRING WASHER,D10 ZN.....19, 49, 65, 85
 SPRING WASHER,D16,ZN,REINFORCD...15, 49
 Stainless Steel Exhaust Pipe.....47
 STAR WHEEL.....27, 37
 STARTING SWITCH & KEYS***59
 Steering Column.....61
 STEERING WHEEL.....61
 STOP.....51, 53
 STOP NUT.....15, 57, 65
 STOP NUT M24.....17
 STOP PAD.....53
 STRAIN RELIEF.....99
 Stud.....29, 39
 SUPPORT.....29, 39, 43, 57
 Support.....29, 39, 99
 SUPPORT/INSULATOR DAMPER.....49
 SUPPORT/RUBBER DOOR.....21
 SWITCH.....59
 Switch.....51, 59
 SWITCH COVER, CONTINUOUS FLOW.....59
 SWITCH COVER-HORN.....59
 SWITCH UPPER.....59
 SWITCH,COVER,FAN/GREEN.....59
 SWITCH,LOCK COVER.....59
 SWITCH,STEER SELECTOR.....59
 SWITCH/2 POS. MOMENTARY.....59
- T**
- TANK FOR 2 POSITION SWITCH.....59
 TANK, WIPER W/ PUMP.....53
 Thermistor M16 X 1,5.....21
 THICKNESS.....27, 29, 37, 39
 Throttle Cable.....47
 Tilt Cylinder.....75
 TIRE, 12-16.5 PR10.....23
 TOGGLE LEVER,COMPLETE.....53
 Twist Spring.....47
- U**
- UMBRELLA/RAIN CAP-COVER.....47
 Universal Joint Cross.....23
 UPPER DOOR ASSY GTH5519 ****.....53
 UPPER DOOR FRAME, 5519.....53
 UPPER DOOR GLASS GTH5519.....53

Part Description Index (continued)

Upper Front Dashboard.....59
Upper Front Pad 200X60X15.....65

V

VALVE.....63, 77, 81
VALVE GASKET KIT.....75
Valve Gasket Kit.....71
VALVE VUC 3/4 8 BAR 5519.....21
VALVE, CARTRIDGE.....63
VALVE, LIFT CONTROL.....63
VALVE, NO STOP OIL 5519.....79
VALVE,FORK OVERTURNING,5519.....79
VALVE,PRESSURE REDUCTION,5519.....79
VALVE,TOOL LOCK/RELEASE VALVE.....79

W

WASHER.....21, 27, 29, 37, 39, 49, 51, 53, 55,
59, 61, 81, 89, 91
Washer.....29, 39, 55
WASHER / WEAR PAD.....65
Washer D 88.9/58 SP. 5.....69
Washer D70/16 SP. 8.....51, 55
Washer D8.....51
WASHER M24.....17
WASHER,BRASS.....21
WASHER,CHMFRD,D.8X32ZN,UNI6593.....45
WASHER,CHMFRD,D10(10X30)ZN.....45
WASHER,CHMFRD,D16,UNI 6593,ZN.....51,
55
WASHER,CHMFRD,D8,UNI 6593,ZN...19, 57,
61
WASHER,COUNTERSUNK.....17, 19
WASHER,D 8,UNI 6592 ZN.....17, 19, 45, 47,
63, 65
WASHER,D.14/20X1.5.....61, 89
WASHER,D10X20.....53
WASHER,D16,UNI 6592,ZN.....49
WASHER,D5,UNI 6592,ZN.....15
WASHER,D8,UNI 1751 ZN.....61
WASHER,FENDER,12MM X 37MM Z.....15
WASHER,JC 17,SP.2.....21, 81
WASHER,JC 22.....93
WASHER,JC 27,SP.2,5.....21, 93
WASHER,MM FL WASH 10 Z.....47
WASHER,MM FL WASH 20 Z.....43
WASHER,MM FL WASH 6 Z.....55
WASHER,MM L/W 6 ZP.....61, 67
WASHER,SHIM,111.04.060.01.....27
WASHER/UNION.....21
Water Temperature Gauge.....59
WHEEL STUD.....29, 39
Windscreen Wiper Arm.....51
WINDSCREEN WIPER BRUSH.....51
WINDSHIELD GLASS.....51
WIPER ARM.....51
WIPER BLADE.....51
WIPER MOTOR.....51

Y

YELLOW PUSH BUTTON CAP.....63

Z

Zinc-plated Washer D70/16 SP. 4.....51
Zinc-plated Washer D70/16 Sp. 4.....55

California Proposition 65

Warning

The exhaust from this product contains chemicals known to the State of California to cause cancer, birth defects or other reproductive harm.

Genie North America

Phone 425.881.1800
Toll Free USA and Canada
800.536.1800
Fax 425.883.3475

Genie Australia Pty Ltd.

Phone +61 7 3375 1660
Fax +61 7 3375 1002

Genie China

Phone +86 21 53852570
Fax +86 21 53852569

Genie Malaysia

Phone +65 98 480 775
Fax +65 67 533 544

Genie Japan

Phone +81 3 3453 6082
Fax +81 3 3453 6083

Genie Korea

Phone +82 25 587 267
Fax +82 25 583 910

Genie Brasil

Phone +55 11 41 665 755
Fax +55 11 41 665 754

Genie Holland

Phone +31 183 581 102
Fax +31 183 581 566

Genie Scandinavia

Phone +46 31 575100
Fax +46 31 579020

Genie France

Phone +33 (0)2 37 26 09 99
Fax +33 (0)2 37 26 09 98

Genie Iberica

Phone +34 93 579 5042
Fax +34 93 579 5059

Genie Germany

Phone +49 (0)4202 88520
Fax +49 (0)4202 8852-20

Genie U.K.

Phone +44 (0)1476 584333
Fax +44 (0)1476 584334

Genie Mexico City

Phone +52 55 5666 5242
Fax +52 55 5666 3241

Distributed By:

Parts Manual

GTH-5519

from SN 16381 to 16382
from SN 17548 to 17565
from SN 17822 to 17825
from SN 18154 to 18168
from SN 18556 to 18586

Part No.
645001

Rev G

Genie
A TEREX BRAND