



Click Here To View  
Item at

[www.GapPower.com](http://www.GapPower.com)

*Sales • Rentals  
Parts & Service*



# *Parts Manual*

Serial Number Range

***AWP***

from 3892-100 to 3894-6970

Part No. 29580

Rev C13

April 2013

### Technical Publications

Genie Industries has endeavored to deliver the highest degree of accuracy possible. However, continuous improvement of our products is a Genie policy. Therefore, product specifications are subject to change without notice.

Readers are encouraged to notify Genie of errors and send in suggestions for improvement. All communications will be carefully considered for future printings of this and all other manuals.

### Contact Us:

<http://www.genieindustries.com>  
e-mail: [awp.techpub@terex.com](mailto:awp.techpub@terex.com)

### Serial Number Information

Genie Industries offers the following Parts Manuals for these models:

Title	Part No
Genie AWP Parts Manual, First Edition (from serial number 3890-201 to 3891-1185) .....	25832
Genie (Model) Parts Manual, Third Edition (from serial number 3894-6971 to 3895-12146) .....	32900

Copyright © 1992 by Genie Industries

29580 Rev C July 2009  
Second Edition, Third Printing

"Genie" and "AWP" are registered trademarks of Genie Industries in the USA and many other countries.

 Printed on recycled paper

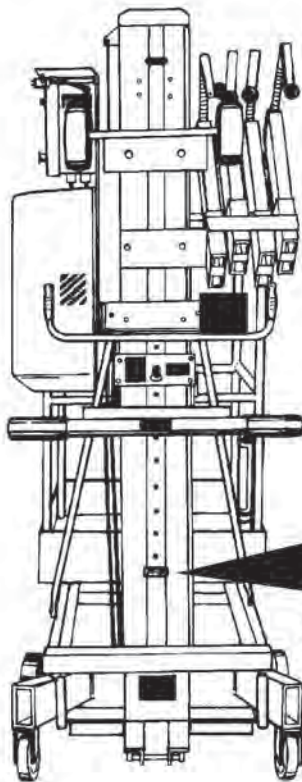
## Important

Please have the serial number of your machine readily available as you use this parts manual. Many parts lists contain component listings followed by serial number breaks. Serial number breaks indicate a change in the fit, form or function of the part. Without the correct serial number, you may order a part that does not fit or work in your machine.

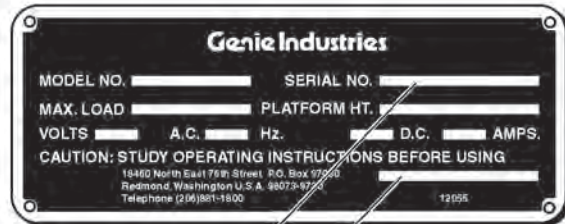
The serial number is found on the upper right corner of the serial plate. The serial plate is located on the back of the number 1 column.

If you have any questions about obtaining correct parts, please call the Genie Industries Service Parts Department.

The product code is found on the lower right corner of the serial plate.



Serial label



serial number

product code

Table of Contents

This manual is updated frequently. If you have a printed manual, you can keep it up to date by downloading new figures from the Genie website at [www.genielift.com](http://www.genielift.com). For the most up-to-date parts information, visit the Parts Lookup System on the Genie website at [www.genielift.com](http://www.genielift.com).

How to Read Your Serial Number.....3  
 Parts Stocking List.....7  
 How to Order Parts.....8  
 Service Parts Fax Order Form.....9

**Electronic Version**

Click on any page number to view the figure.

**100 Decals And Paint**

101.1 Decals, AWP-19 and 24.....10  
 102.1 Decals, AWP-30 and 36.....12  
 103.1 Decals, Battery Pack and Fiberglass Platform.....14

**200 Base Module**

201.1 Base Assembly, AWP-19 and 24 - View 1.....16  
 202.1 Base Assembly, AWP-19 and 24 - View 2.....18  
 203.1 Base Assembly, AWP-30 and 36 - View 1.....20  
 204.1 Base Assembly, AWP-30 and 36 - View 2.....22  
 205.1 Outrigger Assembly.....24

**300 Elevate Module**

301.1 Number 1 and 2 Mast Assemblies.....26  
 302.1 Number 3 and 4 Mast Assemblies.....28  
 303.1 Number 5 Mast and Carriage Assemblies.....30  
 304.1 Lifting Chain Assemblies, AWP-19.....32  
 305.1 Lifting Chain Assemblies, AWP-24,30 and 36.....34  
 306.1 Descent Sequencing Cables And Mast Cover Plate..36  
 307.1 Loading Bumper Assembly, AWP-19 and 24.....38  
 308.1 Number 1 Mast Attached Parts, AWP-19 and 24.....40  
 309.1 Number 1 Mast Attached Parts, AWP-30 and 36.....42  
 310.1 Tilt-back Frame Installation, AWP-30 and AWP-36....44  
 311.1 Tilt-Back Shock Absorber Assembly, AWP-30 and AWP-36.....46

**400 Hydraulic Power Group**

401.1 Hydraulic Installation.....48  
 402.1 DC Power Unit.....50  
 403.1 AC Power Unit.....52  
 404.1 Ground Controls - DC.....54

405.1 Ground Controls - AC.....56  
 406.1 Control Cable Assembly, AWP-19.....58  
 407.1 Control Cable Assembly, AWP-24.....60  
 408.1 Control Cable Assembly, AWP-30 and 36.....62  
 409.1 Battery Pack Assembly.....64  
 410.1 Battery Charger.....66

**500 Platform Module**

501.1 Aluminum Platform Assembly.....68  
 502.1 Fiberglass Platform Assembly.....70  
 503.1 Platform Controls.....72

**Indices**

Part Number Index.....74  
 Part Description Index.....76

**Cross References**

Fittings Cross Reference.....80

***This Page Intentionally Left Blank***

Notes

---

---

---

---

---

---

---

---

---

---

---

---

---

---

---

---

---

---

---

---

---

---

---

---

---

---

---

---

---

---

**Required Parts**

The following parts are required to perform maintenance procedures as outlined in the *Genie AWP Service Manual*.

Description	Part No.
Boe Lube SP Wax.....	90337
Dielectric Grease .....	66399

**Recommended Parts**

Description	Part No.
Genie Blue Paint, 1 Gallon .....	32150
Genie Blue Paint, 12 Ounce Aerosol.....	1484
Genie Gray Paint, 1 Gallon.....	32151
Genie Gray Paint, 12 Ounce Aerosol .....	1268

**Manuals**

Genie Industries offers the following support documents for these models:

Title	Part No.
Genie AWP Operator's Manual, Second Edition, First Printing (from 3892-101 to 3893-3886).....	27871
Genie AWP Operator's Manual, 3rd Edition, First Printing (from 3893-3887 to 3894-8025).....	31257
Genie AWP and IWP Service Manual, First Edition (from 3892-101 to 3895-12146).....	31758
EMI Safety Manual .....	27581
Manual of Responsibilities ANSI A92.5 .....	31587



## How To Order Parts

Please be prepared with the following information when ordering replacement parts for your Terex or Genie product:

- Machine model number
- Machine serial number
- Part number
- Part description and quantity
- Purchase order number
- "Ship to" address
- Desired method of shipment
- Name and telephone number of the authorized distributor in your area

Use the Service Parts Fax Order Form on the next page and fax your order to our Parts Department.

If you don't know the name of your authorized distributor, or if your area is not currently serviced by an authorized distributor, please call Terex or Genie Industries.

### Machine Information

---

Model

---

Serial Number

---

Date of Purchase

---

Authorized Genie Distributor

---

Phone Number

#### North America

Telephone (425) 556-6551  
 Toll Free (877) 367-5606 in U.S.A. and Canada  
 Fax (425) 556-8659  
 Toll Free Fax (888) 274-6192

#### Europe

Parts Telephone (31) (165) 519 313  
 Parts Fax (31) (165) 511 148

#### Australia

Parts Telephone (61) (7) 3456 4444  
 Parts Fax (61) (7) 3456 4466

#### South America

Parts Telephone (55) (11) 4082 5600  
 Parts Fax (55) (11) 4082 5630



**Service Parts Fax Order Form**

Fax to: (425) 556-8659 or Toll Free: 888-274-6192  
International: +1-425-556-8659

Please fill out completely

Date \_\_\_\_\_ Account Number \_\_\_\_\_  
 Your Name \_\_\_\_\_ Your Fax Number \_\_\_\_\_  
 \_\_\_\_\_ Your Phone Number \_\_\_\_\_  
 Bill To \_\_\_\_\_ Ship To \_\_\_\_\_  
 \_\_\_\_\_  
 \_\_\_\_\_  
 Purchase Order Number \_\_\_\_\_ Ship Via \_\_\_\_\_

Model(s) \_\_\_\_\_ Serial No.(s) \_\_\_\_\_  
 Optional Equipment \_\_\_\_\_

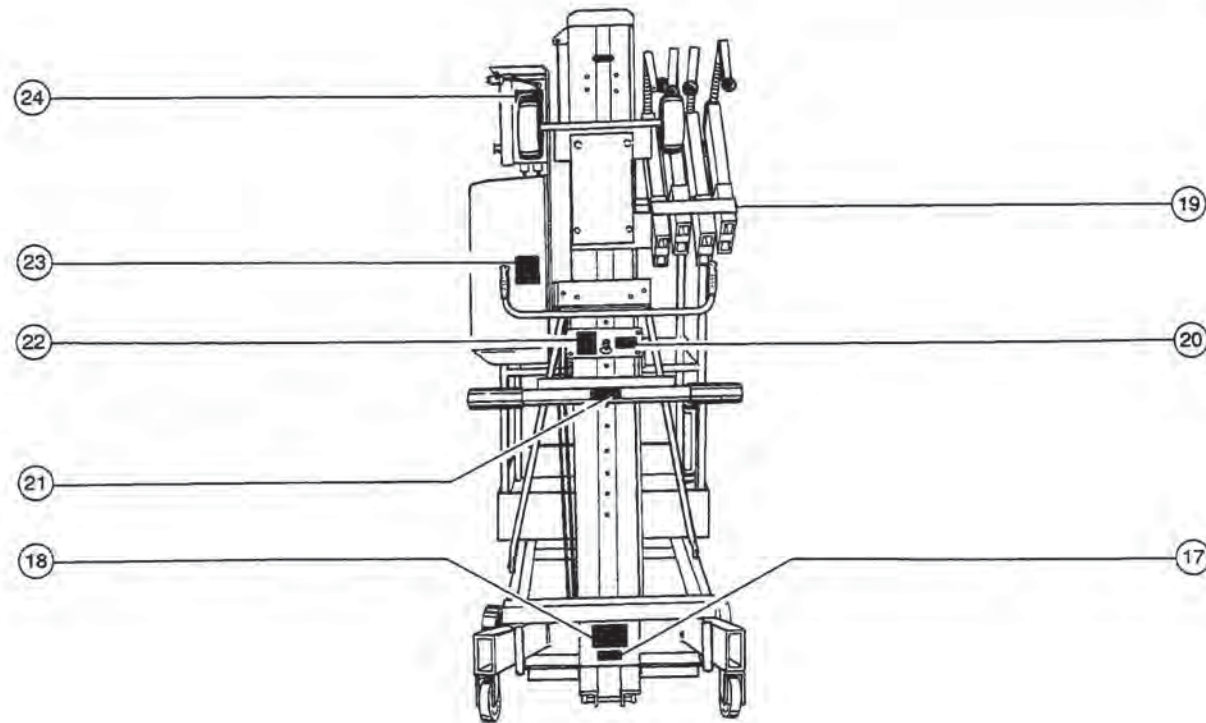
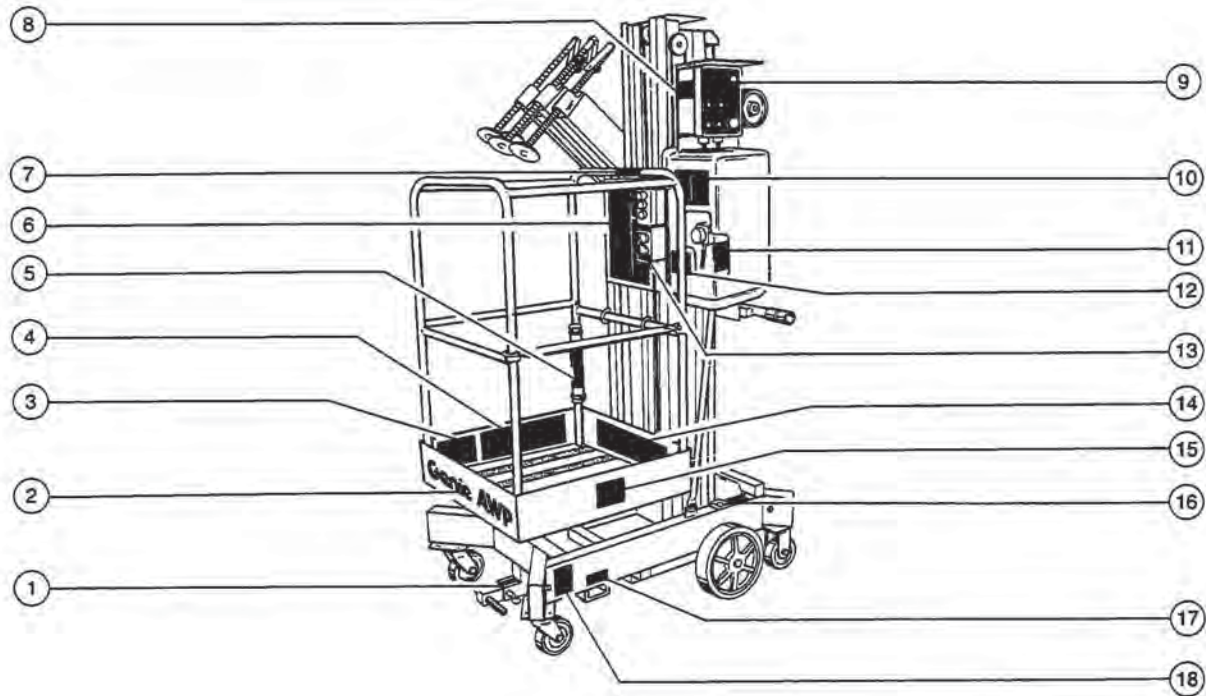
Part Number	Description	Quantity	Price

All back-ordered parts will be shipped when available via the same ship method as the original order unless Noted below:

- Ship complete order only - No back orders
- Ship all available parts and contact customer on disposition of back-ordered parts
- Other (please specify)



101.1 Decals, AWP-19 and 24



101.1 Decals, AWP-19 and 24

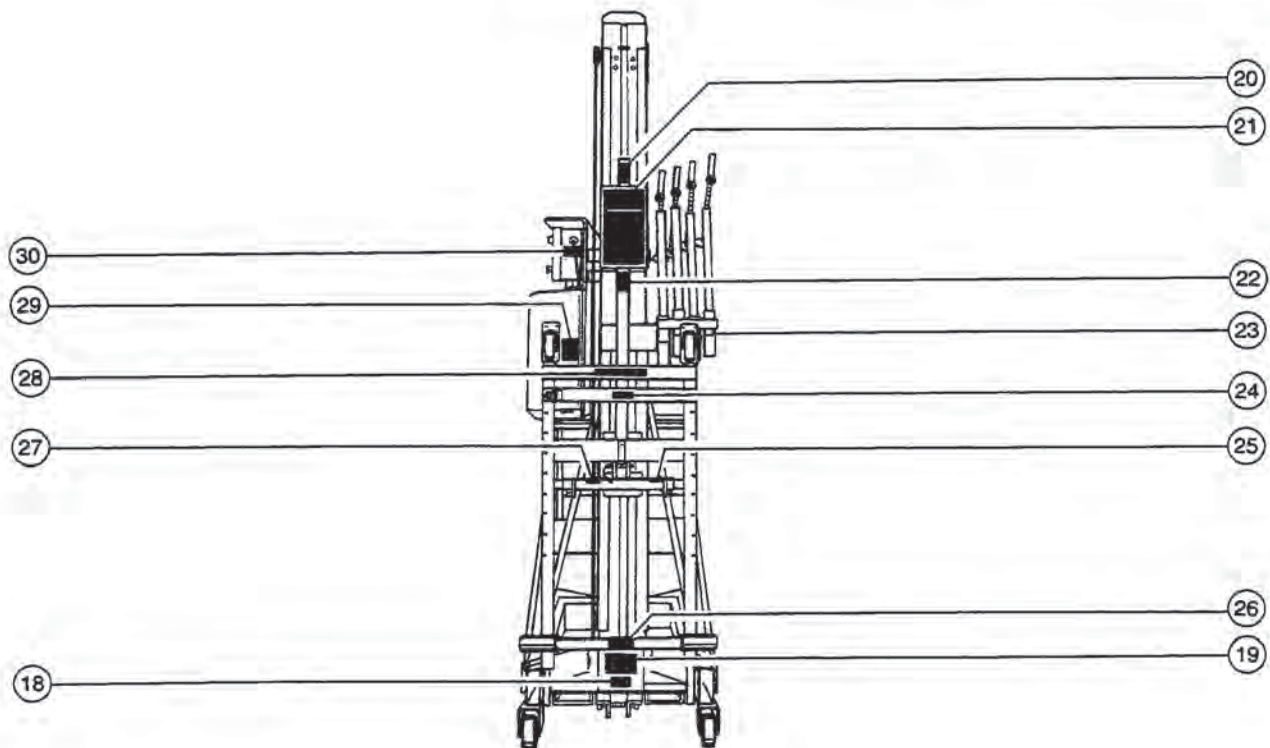
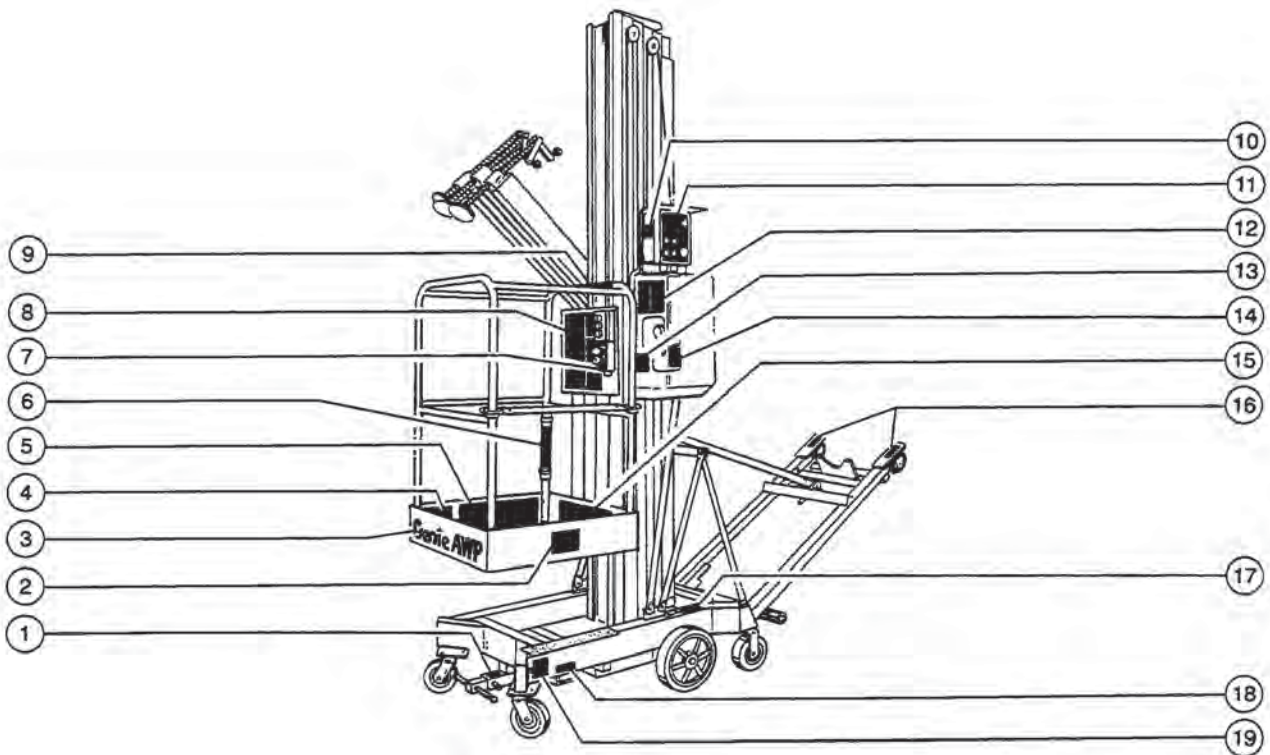
Item	Part No.	Description	Qty.
--	27965	DECAL KIT,DC POWER AWP II <i>(includes items 8-12 &amp; 23)</i>	
--	27966	DECAL KIT,AC POWER AWP II <i>(includes items 8-12 &amp; 23)</i>	
--	27967	DECAL KIT,AWPII,19/24 BASE <i>(includes items 1,6,13 &amp; 16-22)</i>	
--	27968	DECAL KIT,PLATFORM, AWP II <i>(includes items 3-5 &amp; 14)</i>	
1	27839	DECAL,SLIDING T-HANDLE.....1	
2	23656	DECAL,GENIE AWP.....1 <b>1</b> <i>(8.25cm)</i>	
3	27859	DECAL,ELECTROCUTION HAZARD.....1	
4	27852	DECAL,PRE-OPERATION.....1	
5	23725	DECAL,DANGER,FAIL.READ,1.5X5.1	
6	27854	DECAL,GENERAL SAFETY/OPERATION.....1	
7	27870	DECAL,MAX.CAPACITY(GUARD RAIL).....1 <b>1</b> <i>(300 lbs, 136 kg)</i>	
8	27855	DECAL,FUSE LOCATION.....1 <i>(AC)</i>	
8A	27849	DECAL,FUSE LOCATION (DC).....1	
9	27850	DECAL,GROUND CONTROL,AWP2.....1	
10	27845	DECAL,EMERG.LOWER/COLLISION.1	
11	25999	DECAL,USE DEXRON II.....1	
12	27857	DECAL,COMPONENT DAMAGE,CAP.....1	
13	27858	DECAL,AC EXTENSION.....1	
14	27847	DECAL,TRANSPORT INSTRUCT,AWP2.....1	
15	27851	DECAL,MAX. CAPACITY 300 LBS.....1 <b>1</b> <i>(136 kg) (toeboard)</i>	
16	27865	DECAL,BUBBLE LEVEL***.....1	
17	27866	DECAL,TRANSPORT TIE DOWN...3	
18	27863	DECAL,LOAD SHIFT HAZARD.....3	
19	27872	DECAL,TIP OVER HAZARD.....1	
20	27841	DECAL,STOP BRACKET.....1	
21	27842	DECAL,LOADING PIVOT.....1	
22	27864	DECAL,LOWER STOP BRACKET...1	
23	27868	DECAL,DANGER-TIP OVER.....1	

Item	Part No.	Description	Qty.
24	6697	DECAL,100-115V./60 HZ.".....1 <b>1</b>	
24A	6696	DECAL,230V./50 HZ.".....1 <b>1</b>	

**Footnotes**

**1:** (Load capacity, input voltage and cosmetic decals are not included in decal kits.)

102.1 Decals, AWP-30 and 36



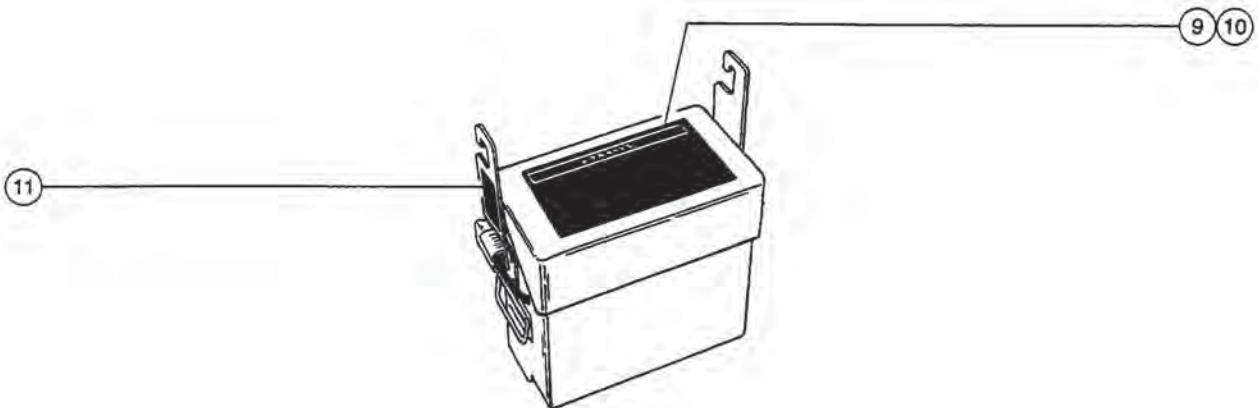
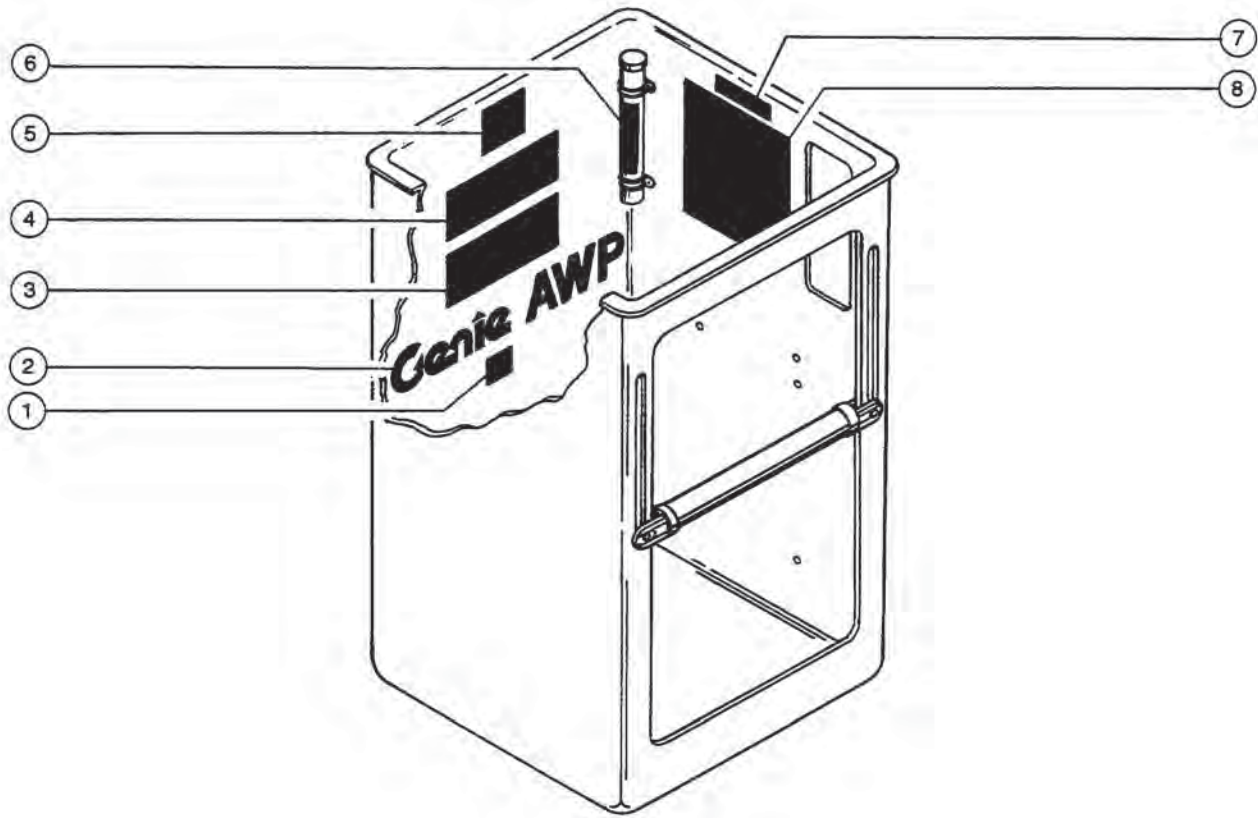
102.1 Decals, AWP-30 and 36

Item	Part No.	Description	Qty.	Item	Part No.	Description	Qty.
--	27965	DECAL KIT,DC POWER AWP II <i>(includes items 8-12 &amp; 29)</i>		19	27863	DECAL,LOAD SHIFT HAZARD.....	3
--	27966	DECAL KIT,AC POWER AWP II <i>(includes items 8-12 &amp; 29)</i>		20	27874	DECAL,INSERT PIN.....	1
--	27968	DECAL KIT,PLATFORM, AWP II <i>(includes items 4, 5, 6 &amp; 15)</i>		21	27838	DECAL,TILTBACK OPERATION.....	1
--	27969	DECAL KIT,AWPII,30/36 BASE <i>(includes items 1,6,13,14 &amp; 17-28)</i>		22	27843	DECAL,TILTBACK STRUT.....	1
1	27839	DECAL,SLIDING T-HANDLE.....	1	23	27872	DECAL,TIP OVER HAZARD.....	1
2	27860	DECAL,MAX. CAPACITY 250 LBS.....	1	24	27841	DECAL,STOP BRACKET.....	1
		<b>1</b> AWP-36 (113 kg) (toeboard)		25	27844	DECAL,STRUT SOCKET.....	1
2A	27851	DECAL,MAX. CAPACITY 300 LBS.....	1	26	27842	DECAL,LOADING PIVOT.....	1
		<b>1</b> AWP-30 (136 kg) (toeboard)		27	27840	DECAL,LOCK PIN.....	1
3	23656	DECAL,GENIE AWP.....	1	28	27873	DECAL,MAINTAIN GRASP.....	1
		<b>1</b> (3.25 x 22 inches) (8.25x56cm)		29	27868	DECAL,DANGER-TIP OVER.....	1
4	27859	DECAL,ELECTROCUTION HAZARD.....	1	30	6697	DECAL,100-115V./60 HZ.".....	1
5	27852	DECAL,PRE-OPERATION.....	1			<b>1</b>	
6	23725	DECAL,DANGER,FAIL.READ,1.5X5.1		30A	6696	DECAL,230V./50 HZ.".....	1
7	27858	DECAL,AC EXTENSION.....	1			<b>1</b>	
8	27854	DECAL,GENERAL SAFETY/OPERATION.....	1				
9	27869	DECAL,MAX. LOAD 250 LBS.....	1				
		<b>1</b> AWP-36 (113 kg)					
9A	27870	DECAL,MAX.CAPACITY(GUARD RAIL).....	1				
		<b>1</b> AWP-30 (136 kg)					
10	27855	DECAL,FUSE LOCATION.....	1				
		(AC)					
10A	27849	DECAL,FUSE LOCATION (DC).....	1				
11	27850	DECAL,GROUND CONTROL,AWP2.....	1				
12	27845	DECAL,EMERG.LOWER/COLLISION.	1				
13	27857	DECAL,COMPONENT DAMAGE,CAP.....	1				
14	25999	DECAL,USE DEXRON II.....	1				
15	27847	DECAL,TRANSPORT INSTRUCT,AWP2.....	1				
16	27867	DECAL,SWIVEL LOCK.....	2				
17	27865	DECAL,BUBBLE LEVEL***.....	1				
18	27866	DECAL,TRANSPORT TIE DOWN....	3				

**Footnotes**

**1:** (load capacity, input voltage and cosmetic decals are not included in decal kits.)

103.1 Decals, Battery Pack and Fiberglass Platform



103.1 Decals, Battery Pack and Fiberglass Platform

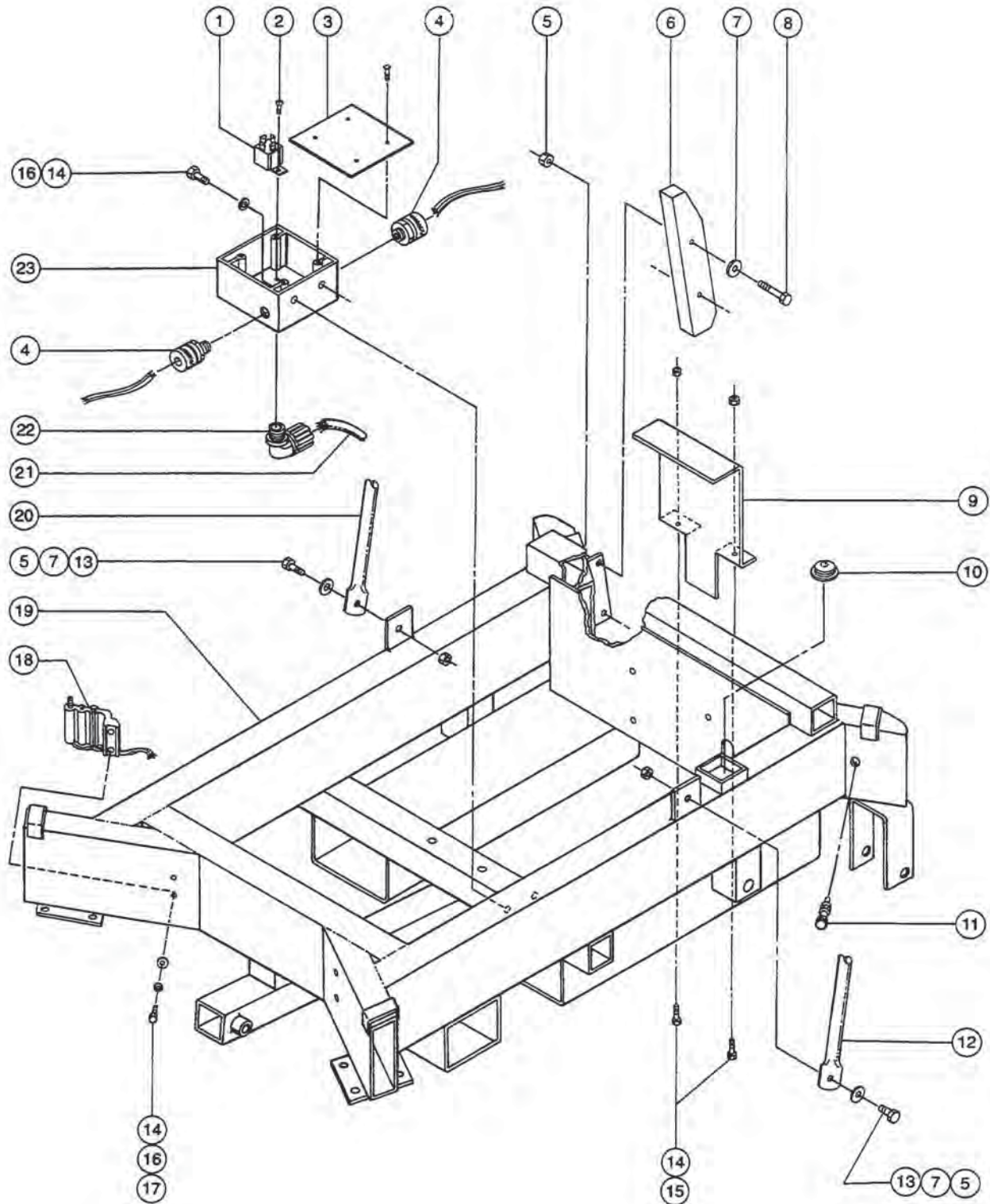
Item	Part No.	Description	Qty.
--	27965	DECAL KIT,DC POWER AWP II <i>(includes items 9,10 &amp; 11)</i>	
--	27968	DECAL KIT,PLATFORM, AWP II <i>(includes items 3-6 &amp; 8)</i>	
1	27860	DECAL,MAX. CAPACITY 250 LBS.....1 <b>1</b> AWP-36	
1A	27851	DECAL,MAX. CAPACITY 300 LBS.....1 <b>1</b> AWP-30	
2	23656	DECAL,GENIE AWP.....1 <b>1</b> <i>(3.25 x 22 inch) (8.25X56cm)</i>	
3	27847	DECAL,TRANSPORT INSTRUCT,AWP2.....1	
4	27852	DECAL,PRE-OPERATION.....1	
5	27859	DECAL,ELECTROCUTION HAZARD.....1	
6	23725	DECAL,DANGER,FAIL.READ,1.5X5.1	
7	27869	DECAL,MAX. LOAD 250 LBS.....1 AWP-36	
7A	27870	DECAL,MAX.CAPACITY(GUARD RAIL).....1 <b>1</b> AWP-30	
8	27854	DECAL,GENERAL SAFETY/OPERATION.....1	
9	28398	DECAL,DANGER-BATTERY SAFETY.....1	
10	27853	DECAL,CHARGER INSTRUCTIONS.....1 <i>(concealed from view)</i>	
11	27856	DECAL,COMPONENT DAMAGE.....2	

**Footnotes**

**1:** (load capacity, input voltage and cosmetic decals are not included in decal kits.)



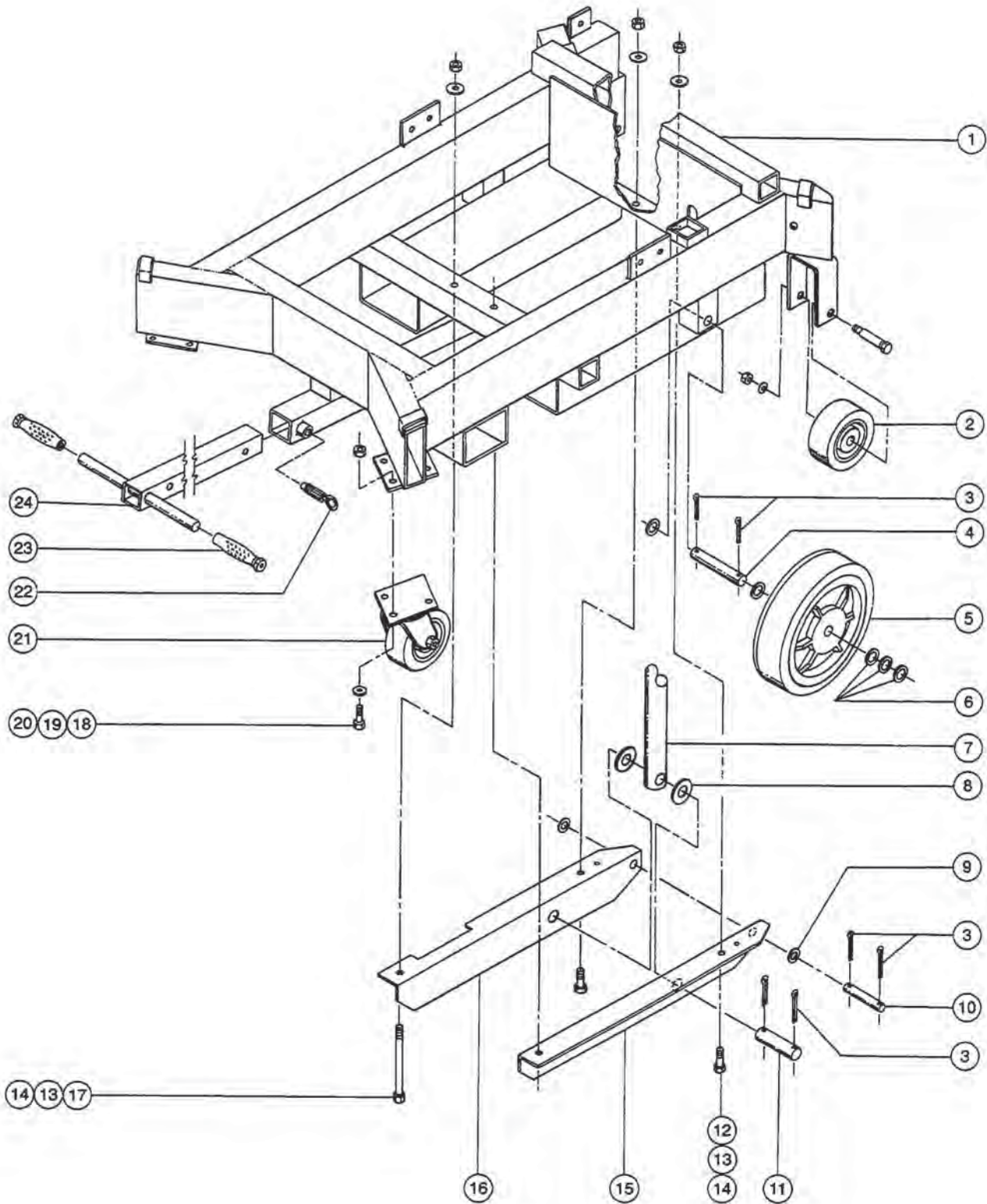
201.1 Base Assembly, AWP-19 and 24 - View 1



## 201.1 Base Assembly, AWP-19 and 24 - View 1

Item	Part No.	Description	Qty.
1	19274	RELAY,SPDT,12V(AUTO)**.....4 <i>(p/n 27776 replaced by p/n 19274)</i>	4
2	21018	SCREW,PHIL,PHM,10-24 X.38,SEMS.....4	4
3	27773	COVER, LOWER J-BOX.....1 <i>(includes mounting fasteners)</i>	1
4	22607	CONN. SQZ,1/2NPT-1/4,2 HOLE....2	2
5	4828	NUT,NYLOCK,3/8-16.....6	6
6	27415	BLOCK, GUIDE, AWP.....2	2
7	6097	WASHER,FLAT,USS,3/8",Y.....6	6
8	5224	SCREW,HHC,3/8-16 X 2.....4	4
9	27670P	COVER,REAR BASE-PAINTED, AWP2.....1 <i>(Hydraulic Access)</i>	1
10	6714	LEVEL,BUBBLE.....1	1
11	6825	PIN,OUTRIGGER LOCK.....4	4
12	29700	MAST BRACE,LH,AWPII 19,24.....1	1
13	6019	SCREW,HHC,3/8-16 X 1.25 GRD 5.....2	2
14	6090	SCREW,HHC,1/4-20 X .75.....12	12
15	6091	NUT,NYLOCK,1/4-20.....2	2
16	6356	WASHER,LOCK,.25.....10	10
17	6638	WASHER,FLAT,USS,1/4"Y.....8	8
18	33627	PROX SWITCH W/INSTALL INST....2 <i>(p/n 28480 and 28481 replaced by p/n 33627)</i>	2
19	29778	ASSY,BASE,AWPII,19 & 24.....1	1
20	29699	MAST BRACE,RH,AWPII 19,24.....1	1
21	29573	POWER CABLE,MAST/BASE.....1 <i>AWP 19 &amp; 24</i>	1
22	23923	CONN. SQZ,1/2NPT .5-.625,90DEG.....1	1
23	27612	LOWER J-BOX.....1	1

202.1 Base Assembly, AWP-19 and 24 - View 2



202.1 Base Assembly, AWP-19 and 24 - View 2

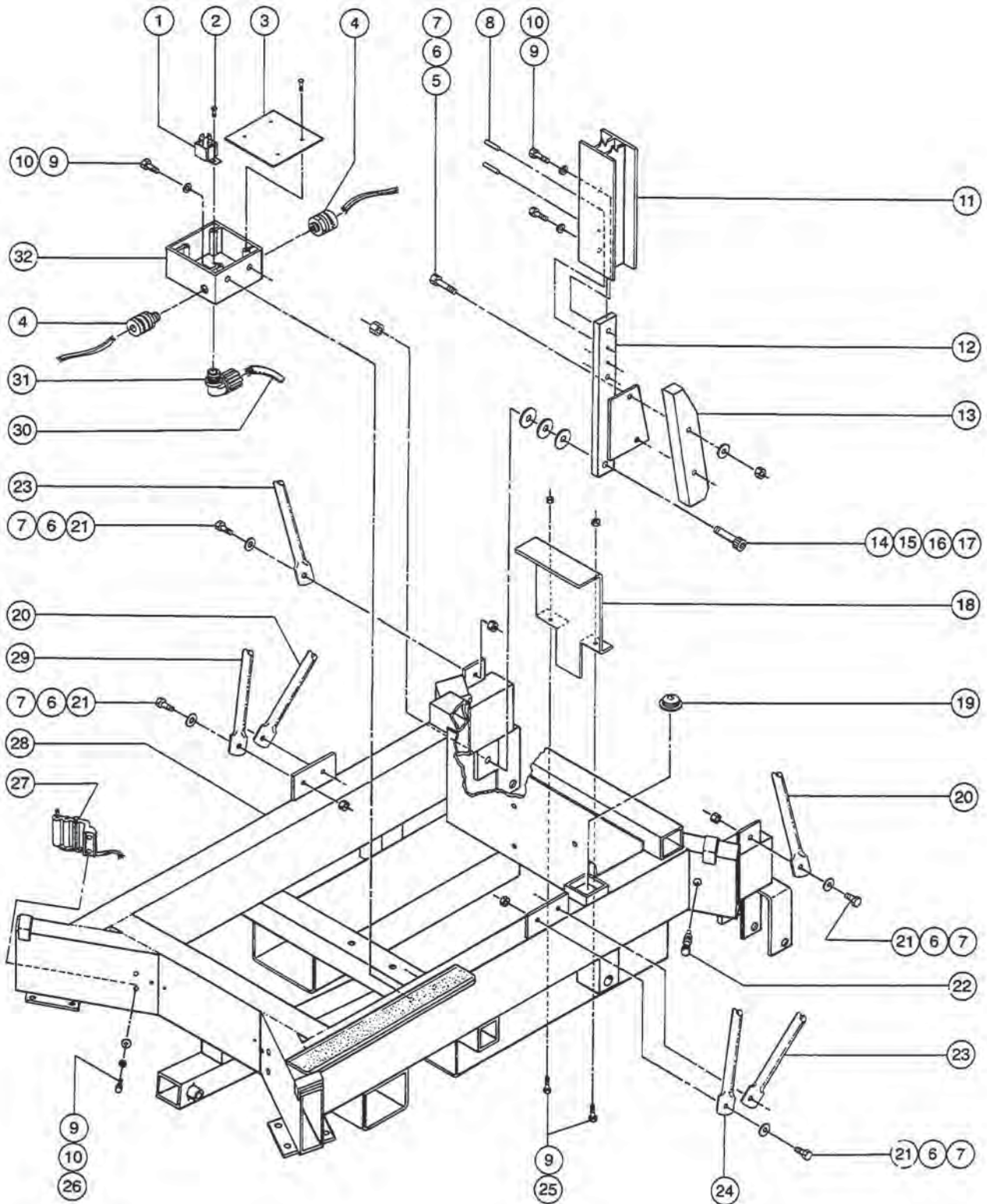
Item	Part No.	Description	Qty.
1	29778	ASSY,BASE,AWP11,19 & 24.....	1
2	57785	WHEEL,TPE,5 X 2, 3/4, 1/2**.....	2
3	5361	PIN,COTTER,,125 X 1.5.....	8
4	27589	AXLE,REAR, PLATED, AWP2 ZINC.....	2
		<i>(10 inch, 25 cm, wheel)</i>	
5	23374	WHEEL,POLY.,BLUE,10 X.75 X2.50.....	2
		<i>(25 x 1.9 x 6.35 cm)</i>	
6	6564	WASHER,SHIM,.765X1.312 X.093**.....	8
		<b>1</b>	
7		Ref. Hydraulic Cylinder.....	8
		<i>(refer to 401.1)</i>	
8	13775	WASHER,FLAT,1.063 X 2 X .134.....	2
9	6563	WASHER,SHIM,.75 X 1.125 X.030.....	4
		<b>1</b>	
10	32398	PIN,CLEVIS,.75 X 3 LG.....	1
		<i>(p/n 27674 replaced by p/n 32398)</i>	
11	32399	PIN,CLEVIS,1 X 3 LG.....	1
		<i>(p/n 24421 replaced by p/n 32399)</i>	
12	8177	SCREW,HHC,1/2-13 X 1.5.....	2
13	6095	WASHER,FLAT,USS,1/2",Y.....	4
14	6198	NUT,NYLOCK,1/2-13.....	4
15	27671	CYLINDER MOUNT ANGLE SET, AWP2.....	1
		<i>(replaced 29689 and 29688; includes PN 29688, cylinder mount angle, R.H. and 29689, cylinder mount angle, L.H.)</i>	
16	27671	CYLINDER MOUNT ANGLE SET, AWP2.....	1
		<i>(replaced 29688 and 29689; includes PN 29688, cylinder mount angle, R.H. and 29689, cylinder mount angle, L.H.)</i>	
17	6732	SCREW,HHC,1/2-13 X 3.25.....	2
18	6019	SCREW,HHC,3/8-16 X 1.25 GRD 5.....	6
19	5397	WASHER,FLAT,USS,5/16",Y.....	6
20	4828	NUT,NYLOCK,3/8-16.....	6
21	57741	CASTER,PL,SW,5 X 2, 750 LBS.....	2
		<i>(12.7x5cm) (p/n 23373 replaced by p/n 57741)</i>	
22	6277	PIN,LOCK,SHORT W/PULL RING...1	1

Item	Part No.	Description	Qty.
23	6587	HANDLE GRIP, RUBBER .75 X 4.5.....	2
24	27474	T-HANDLE WELD.,PLATED,AWP2.....	1

**Footnotes**

**1:** Quantity listed for this item are approximate. Actual quantity may vary, to ensure proper fit.

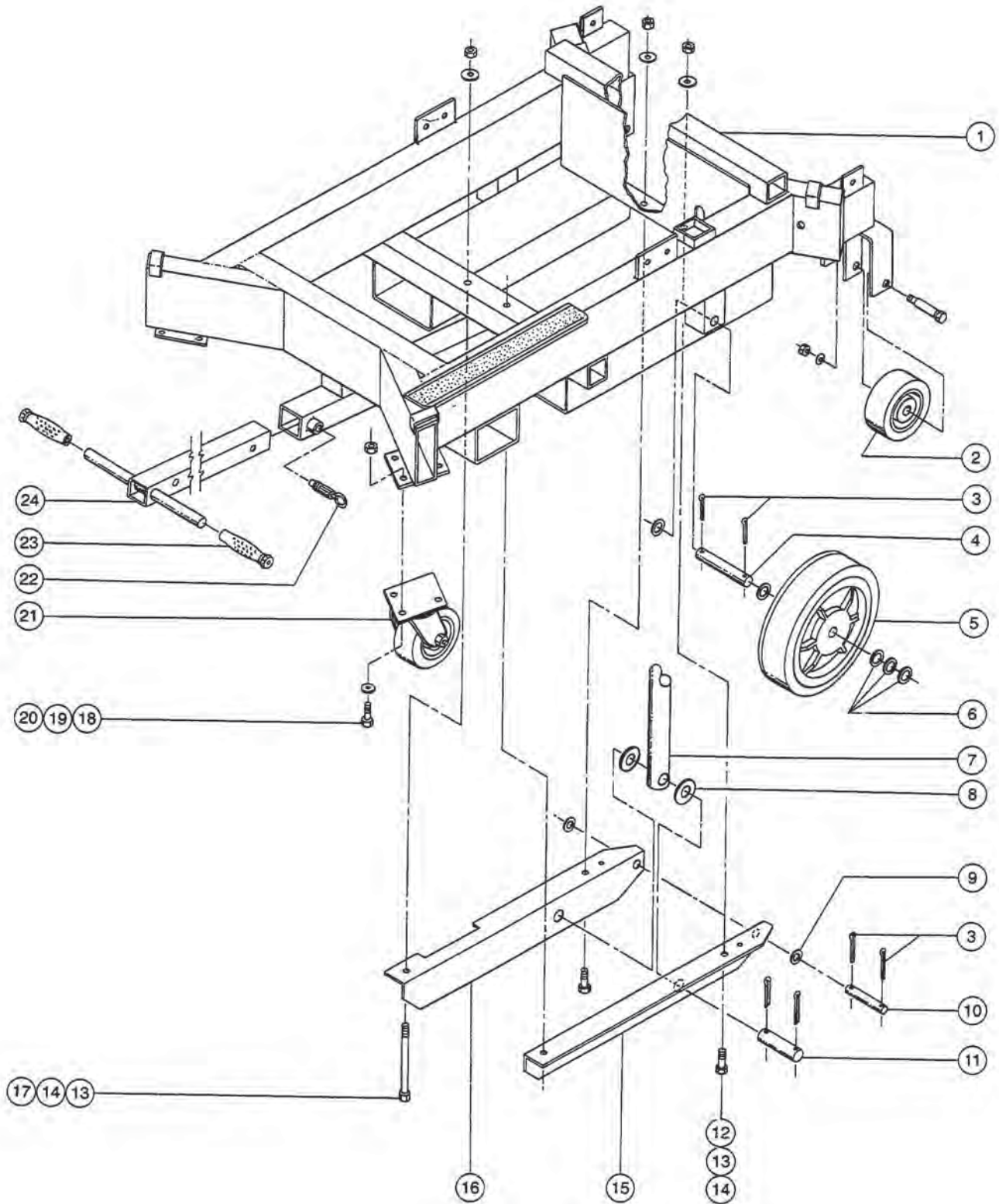
203.1 Base Assembly, AWP-30 and 36 - View 1



203.1 Base Assembly, AWP-30 and 36 - View 1

Item	Part No.	Description	Qty.	Item	Part No.	Description	Qty.
1	19274	RELAY,SPDT,12V(AUTO)**.....4 <i>(p/n 27776 replaced by 19274)</i>	4	27	33627	PROX SWITCH W/INSTALL INST....4	4
2	21018	SCREW,PHIL,PHM,10-24 X.38,SEMS.....4	4	--	35550	BRACKET,CASTER MNT.....4 <i>AWP-30, AWP-36 (from SN 3894-8971)</i>	4
3	27773	COVER, LOWER J-BOX.....1 <i>(includes mounting fasteners)</i>	1	--	35809	BRACKET,PROX SWITCH,AWP30**.....4 <i>AWP-30, AWP-36 (to SN 3894-8970)</i>	4
4	22607	CONN. SQZ,1/2NPT-1/4,2 HOLE....2	2	28	29779	ASSY,BASE,AWP30 & 36.....1	1
5	5224	SCREW,HHC,3/8-16 X 2.....4	4	29	25578	MAST BRACE,R.S.FRNT,AWP30/36.....1	1
6	6097	WASHER,FLAT,USS,3/8",Y.....10	10	<b>Footnotes</b>			
7	4828	NUT,NYLOCK,3/8-16.....10	10	<p><b>1:</b> Quantity listed for this item is approximate. Actual quantity may vary to ensure proper fit.</p>			
8	13741	PIN,ROLL,.25 X .625.....4	4				
9	6090	SCREW,HHC,1/4-20 X .75.....16	16				
10	6356	WASHER,LOCK,.25.....14	14				
11		Ref. Tilt-back Frame Installation....14 <i>(refer to 310.1)</i>	14				
12	27402	TILTBACK HINGE,RGHT SIDE WELD.....1 <i>(shown)</i>	1				
12A	27416	TILTBACK HINGE,LEFT SIDE WELD.....1	1				
13	27415	BLOCK, GUIDE, AWP.....2	2				
14	22202	SCREW,SHC,1/2-13 X 2.25 *** .....2	2				
15	6564	WASHER,SHIM,.765X1.312 X.093** .....4 <b>1</b>	4				
16	6563	WASHER,SHIM,.75 X 1.125 X.030.....2 <b>1</b>	2				
17	6198	NUT,NYLOCK,1/2-13.....2	2				
18	27670P	COVER,REAR BASE-PAINTED, AWP2.....1	1				
19	6714	LEVEL,BUBBLE.....1	1				
20	33649	MAST BRACE,LS REAR,AWP2,30/36.....2	2				
21	6019	SCREW,HHC,3/8-16 X 1.25 GRD 5.....6	6				
22	6825	PIN,OUTRIGGER LOCK.....4	4				
23	33647	MAST BRACE,RS REAR,AWP2,30/36.....2	2				
24	33648	MAST BRACE,LS FRONT,AWP2,30/36.....1	1				
25	6091	NUT,NYLOCK,1/4-20.....2	2				
26	6638	WASHER,FLAT,USS,1/4"Y.....8	8				

204.1 Base Assembly, AWP-30 and 36 - View 2



204.1 Base Assembly, AWP-30 and 36 - View 2

Item	Part No.	Description	Qty.
1	29779	ASSY,BASE,AWP2,30 & 36.....	1
2	57785	WHEEL,TPE,5 X 2, 3/4, 1/2**.....	2
3	5361	PIN,COTTER,,125 X 1.5.....	8
4	27589	AXLE,REAR, PLATED, AWP2 ZINC.....	2
		(25cm)	
5	23374	WHEEL,POLY.,BLUE,10 X.75 X2.50.....	2
		(25 x 1.9 x 6.35cm)	
6	6564	WASHER,SHIM,.765X1.312 X.093**.....	8
		1	
7		Ref. Hydraulic Cylinder.....	8
		(refer to figure 401.1)	
8	13775	WASHER,FLAT,1.063 X 2 X .134.....	2
9	6563	WASHER,SHIM,.75 X 1.125 X.030.....	4
		1	
10	32398	PIN,CLEVIS,.75 X 3 LG.....	1
		(p/n 27674 replaced by p/n 32398)	
11	32399	PIN,CLEVIS,1 X 3 LG.....	1
		(p/n 24421 replaced by p/n 32399)	
12	8177	SCREW,HHC,1/2-13 X 1.5.....	2
13	6095	WASHER,FLAT,USS,1/2",Y.....	4
14	6198	NUT,NYLOCK,1/2-13.....	4
15	27671	CYLINDER MOUNT ANGLE SET, AWP2.....	1
		(includes PN 29688, cylinder mount angle, R.H. AND 29689, cylinder mount angle, L.H.)	
16	27671	CYLINDER MOUNT ANGLE SET, AWP2.....	1
		(includes PN 29688, cylinder mount angle, R.H. AND 29689, cylinder mount angle, L.H.)	
17	6732	SCREW,HHC,1/2-13 X 3.25.....	2
18	6019	SCREW,HHC,3/8-16 X 1.25 GRD 5.....	6
19	5397	WASHER,FLAT,USS,5/16",Y.....	6
20	4828	NUT,NYLOCK,3/8-16.....	6
21	57741	CASTER,PL,SW,5 X 2, 750 LBS.....	2
		(p/n 23373 replaced by p/n 57741)	
22	6277	PIN,LOCK,SHORT W/PULL RING...1	
23	6587	HANDLE GRIP, RUBBER .75 X 4.5.....	2

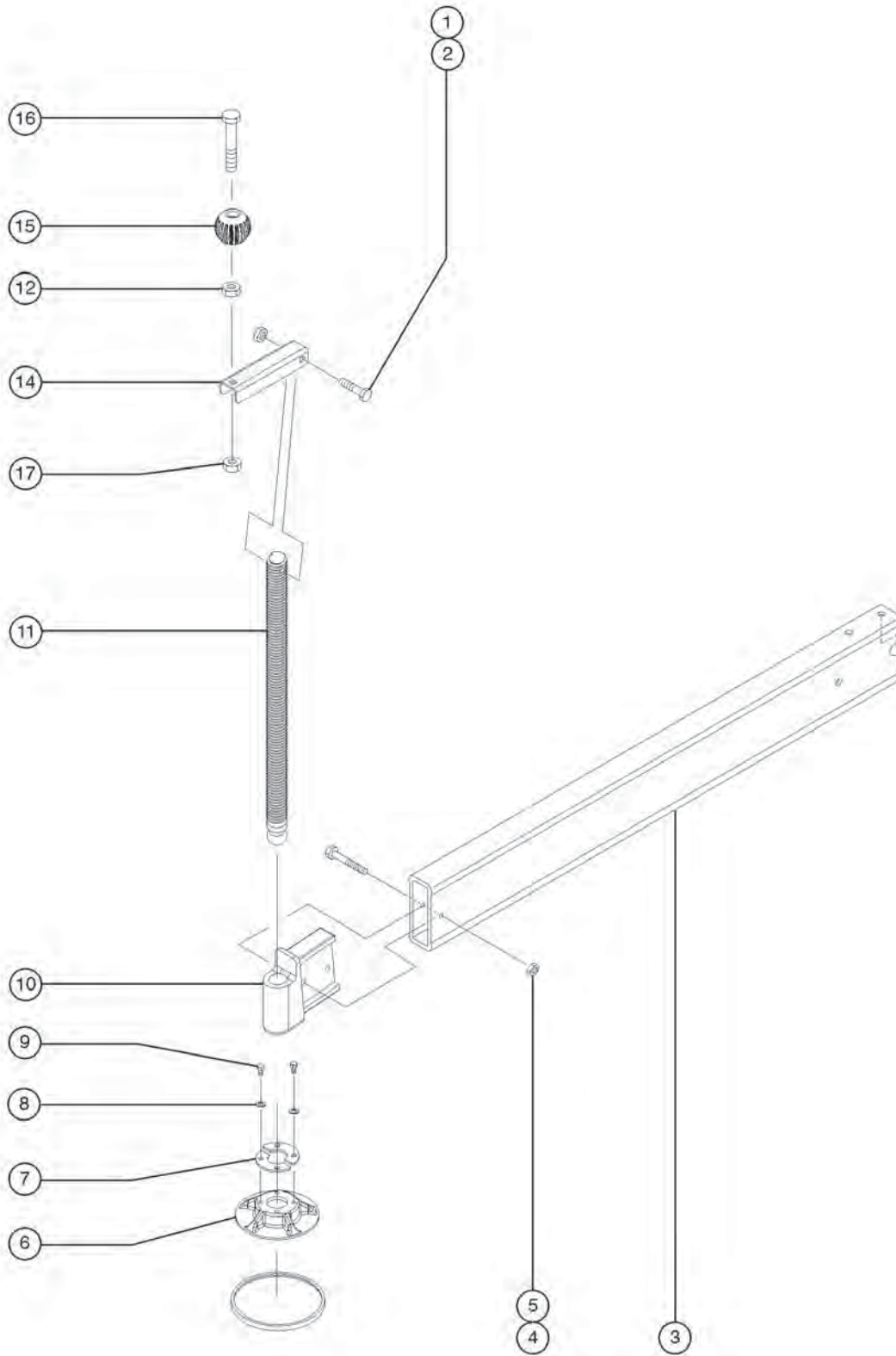
Item	Part No.	Description	Qty.
24	27474	T-HANDLE WELD.,PLATED,AWP2.....	1

**Footnotes**

**1:** Quantity listed for this item are approximate. Actual quantity may vary, to ensure proper fit.



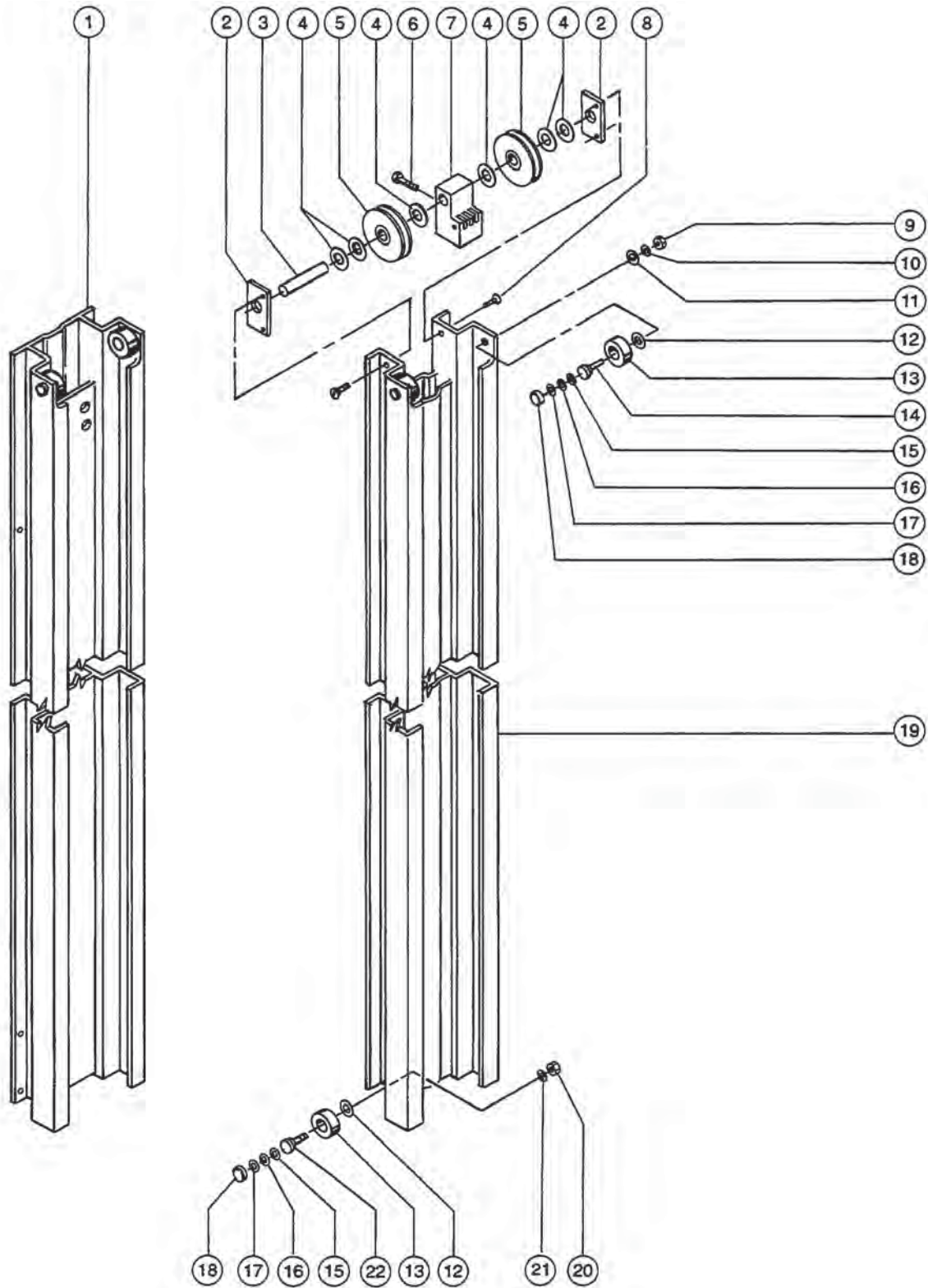
205.1 Outrigger Assembly



205.1 Outrigger Assembly

Item	Part No.	Description	Qty.
--	109713	LEVELING JACK ASSEMBLY,AWP*** <i>(includes items 1, 2 and 6-17)</i>	1
--	124163	FOOTPAD SERVICE KIT <i>components of kit; 1-2, 6-9, 11. if customer has already installed this kit and only needs the footpad order 124793.</i>	1
--	29020	OUTRIGGER ASSEMBLY,AWPII 19/24	1
--	29021	OUTRIGGER ASSEMBLY,AWPII 30	1
--	29022	OUTRIGGER ASSEMBLY,AWPII 36	1
--	35512	OUTRIGGER ASSEMBLY, AWP-36/39	1
1	49377	SCREW,HHC,M6 X 40	1
2	49364	NUT,NYLOCK,M6X1.00	1
3	27615	OUTRIGGER,DRILLED, AWP2 19/24	1
3A	27910	OUTRIGGER,DRILLED, AWP2 30FT	
3B	27616	OUTRIGGER,DRILLED, AWP2 36FT	
3C	26355	OUTRIGGER TUBE,AWP36/39	
3D	27392	MAGNET,NEODYMIUM,.25 X .125 %%	
4	6091	NUT,NYLOCK,1/4-20	2
5	4266	SCREW,HHC,1/4-20 X 2	2
6	124793	KIT,FOOTPAD,AWP <i>kit contains two parts; footpad casting and rubber pad. only order if you have previously installed 124163 or your unit is newer than AWP07-58785.</i>	1
7	109715	PLATE,FOOTPAD RETAINER	2
8	124792	WASHER,LOCK SPLIT,6MM,11.8MM	4
9	124552	SCREW,HHC,M6-12MM	4
10	24900	LEVELING JACK CASTING,AWP	1
11	124163	FOOTPAD SERVICE KIT	1
--	109689	LEVELING ROD	1
12	124569	NUT,HEX,M10X1.5.LP	2
14	8214	HANDLE,LEVELING JACK,SHRT-ZINC	1
15	6082	HANDLE BALL KNOB	1
16	124568	SCREW,SHC,M10X1.5X55	1
17	145137	NUT,NYLOCK,M10X1.5	1

301.1 Number 1 and 2 Mast Assemblies



301.1 Number 1 and 2 Mast Assemblies

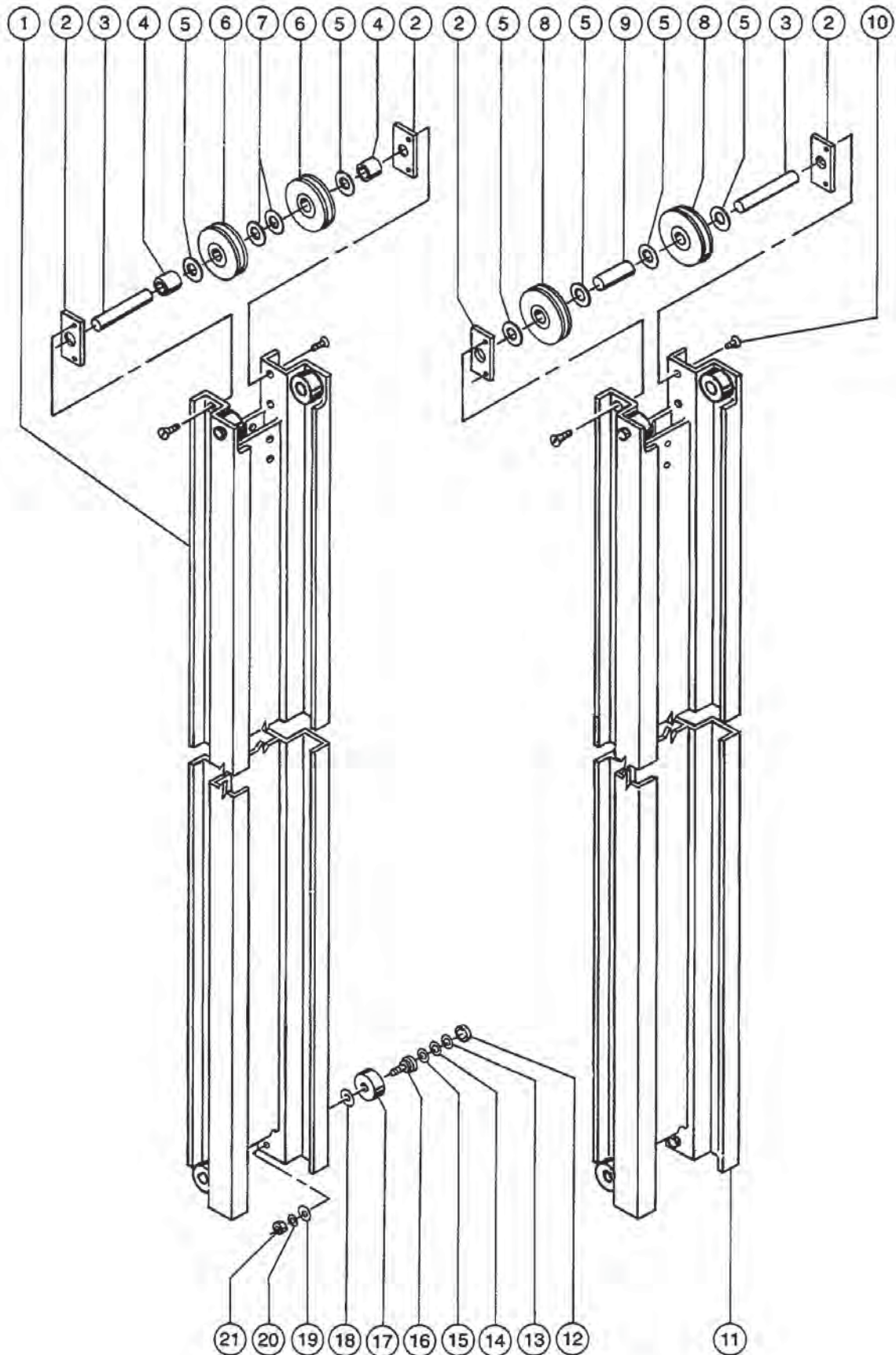
Item	Part No.	Description	Qty.
--	90337	BOE LUBE..... <i>lubricant</i>	1
1	29589	MAST SECTION,#1, AWPII-19/24... <i>(shown)</i>	1
1A	29677	MAST SECTION,#1, AWPII-30.....	1
1B	29683	MAST SECTION,#1, AWPII-36.....	1
2	6505	PLATE,SHAFT SUPPORT,ZINC PLTD.....	2
3	6544	AXLE, IDLER WHEEL .75 X 4.01.....	1
4	6563	WASHER,SHIM,.75 X 1.125 X.030.....	6
5	6930	IDLER WHEEL W/BEARING-LG....	2
6	14740	SCREW,FHS,1/4-20 X 1.5.....	1
7	14737	CLEVIS BLOCK-4 SLOT STL.CASTG.....	1
8	6611	SCREW,HHS,3/8-24 X .5,ZINC.....	4
9	6054	NUT,HEX,3/8-24.....	6
10	6021	WASHER,LOCK,.375.....	6
11	6097	WASHER,FLAT,USS,3/8",Y.....	4
12	8519	WASHER,SHIM,.5 X .875 X .033....	6
13	28762	ROLLER, NYLATRON, 1.525 O.D.....	6
--	35099	ROLLER KIT (OVERSIZE) QTY 20 <i>(includes twenty each items 9-18)</i>	
--	37501	ROLLER KIT(OVERSIZE) QTY 1 <i>(includes one each items 9-18, 20)</i>	
14	21280	BOLT-ROLLER,3/8-24 X 1.69-ZINC.....	4
15	21441	SHIM,.75 X.45 X.016..... <b>1</b>	6
16	21442	SHIM,.75 X.45 X.032..... <b>1</b>	6
17	21443	SHIM,.75 X.45 X.064..... <b>1</b>	6
18	21279	BUTTON, .800 O.D. X .281.....	6
19	29591	MAST SECTION#2, AWPII-19.....	1
19A	29595	MAST SECTION,#2, AWPII 24.....	1
19B	29678	MAST SECTION,#2, AWPII 30.....	1
19C	29684	MAST SECTION,NO.2,AWPII 36....	1
20	5408	NUT,LP NYLOCK,3/8-24.....	2
21	7267	WASHER,SHIM,.375 X.625X.016 AL.....	2

Item	Part No.	Description	Qty.
22	21437	BOLT,ROLLER-SHORT STEM,.63.....	2

**Footnotes**

**1:** Quantity listed for this item is approximate. Actual quantity may vary to ensure proper fit.

302.1 Number 3 and 4 Mast Assemblies



302.1 Number 3 and 4 Mast Assemblies

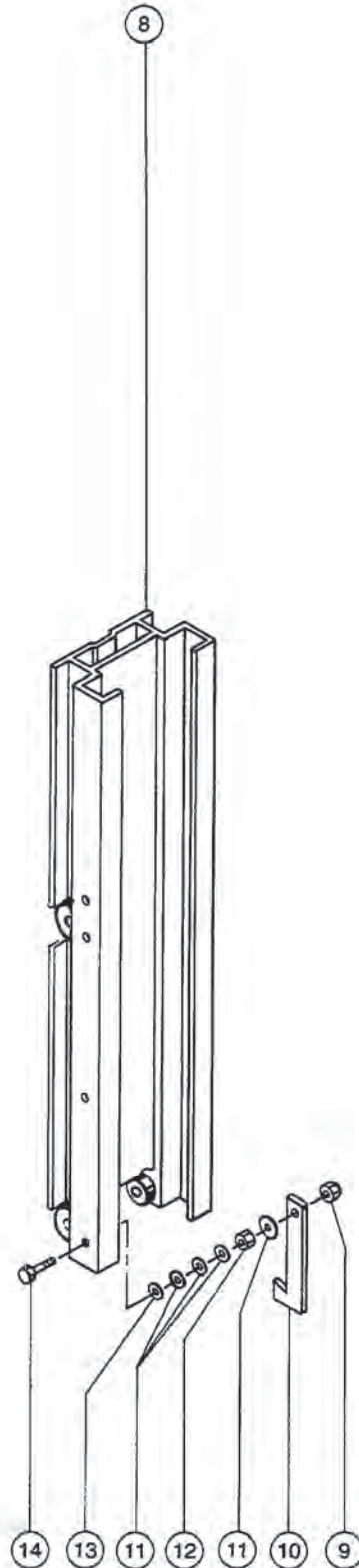
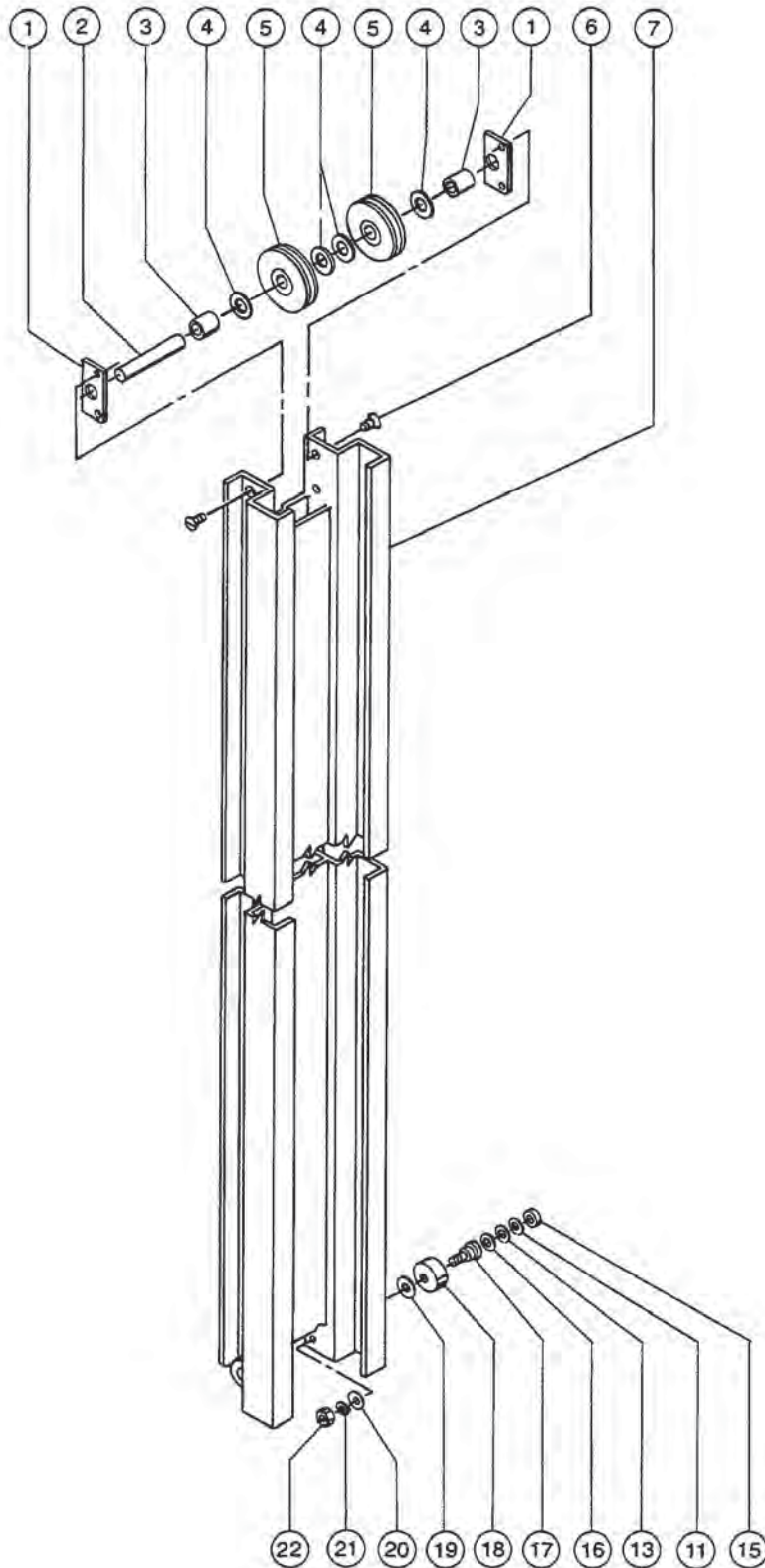
Item	Part No.	Description	Qty.
1	29592	MAST SECTION,#3, AWPII-19.....	1
1A	29596	MAST SECTION,#3, AWPII 24.....	1
1B	29679	MAST SECTION,#3, AWPII 30.....	1
1C	29685	MAST SECTION,#3, AWPII 36.....	1
2	6505	PLATE,SHAFT SUPPORT,ZINC PLTD.....	4
3	6544	AXLE, IDLER WHEEL .75 X 4.01..... (1.9x10.2cm)	2
4	7701	SPACER, IDLER WHEEL "CONDUIT".....	2
5	6564	WASHER,SHIM,.765X1.312 X.093**.....	6
6	6930	IDLER WHEEL W/BEARING-LG..... (97.6x1.9cm)	2
7	6563	WASHER,SHIM,.75 X 1.125 X.030.....	2
8	6929	IDLER WHEEL W/BEARING-MEDIUM..... (97.6x1.6cm)	2
9	10319	SPACER, IDLER WHEEL "CONDUIT".....	1
10	6611	SCREW,HHS,3/8-24 X .5,ZINC.....	8
11	29593	MAST SECTION,#4, AWPII-19.....	1
11A	29597	MAST SECTION,#4, AWPII-24..... (shown)	1
11B	29680	MAST SECTION,#4, AWPII-30..... (shown)	1
11C	29686	MAST SECTION,#4, AWPII-36..... (shown)	1
12	21279	BUTTON, .800 O.D. X .281.....	8
13	21443	SHIM,.75 X.45 X.064.....	8
		<b>1</b>	
14	21442	SHIM,.75 X.45 X.032.....	8
		<b>1</b>	
15	21441	SHIM,.75 X.45 X.016.....	8
		<b>1</b>	
16	21280	BOLT-ROLLER,3/8-24 X 1.69-ZINC.....	8
17	28762	ROLLER, NYLATRON, 1.525 O.D.....	8
--	35099	ROLLER KIT (OVERSIZE) QTY 20 (includes twenty each items 12-21)	
--	37501	ROLLER KIT(OVERSIZE) QTY 1 (includes one each items 12-21)	

Item	Part No.	Description	Qty.
18	8519	WASHER,SHIM,.5 X .875 X .033.....	8
19	6097	WASHER,FLAT,USS,3/8",Y.....	8
20	6021	WASHER,LOCK,.,375.....	8
21	6054	NUT,HEX,3/8-24.....	8

**Footnotes**

**1:** Quantity listed for this item is approximate. Actual quantity may vary to ensure proper fit.

303.1 Number 5 Mast and Carriage Assemblies



303.1 Number 5 Mast and Carriage Assemblies

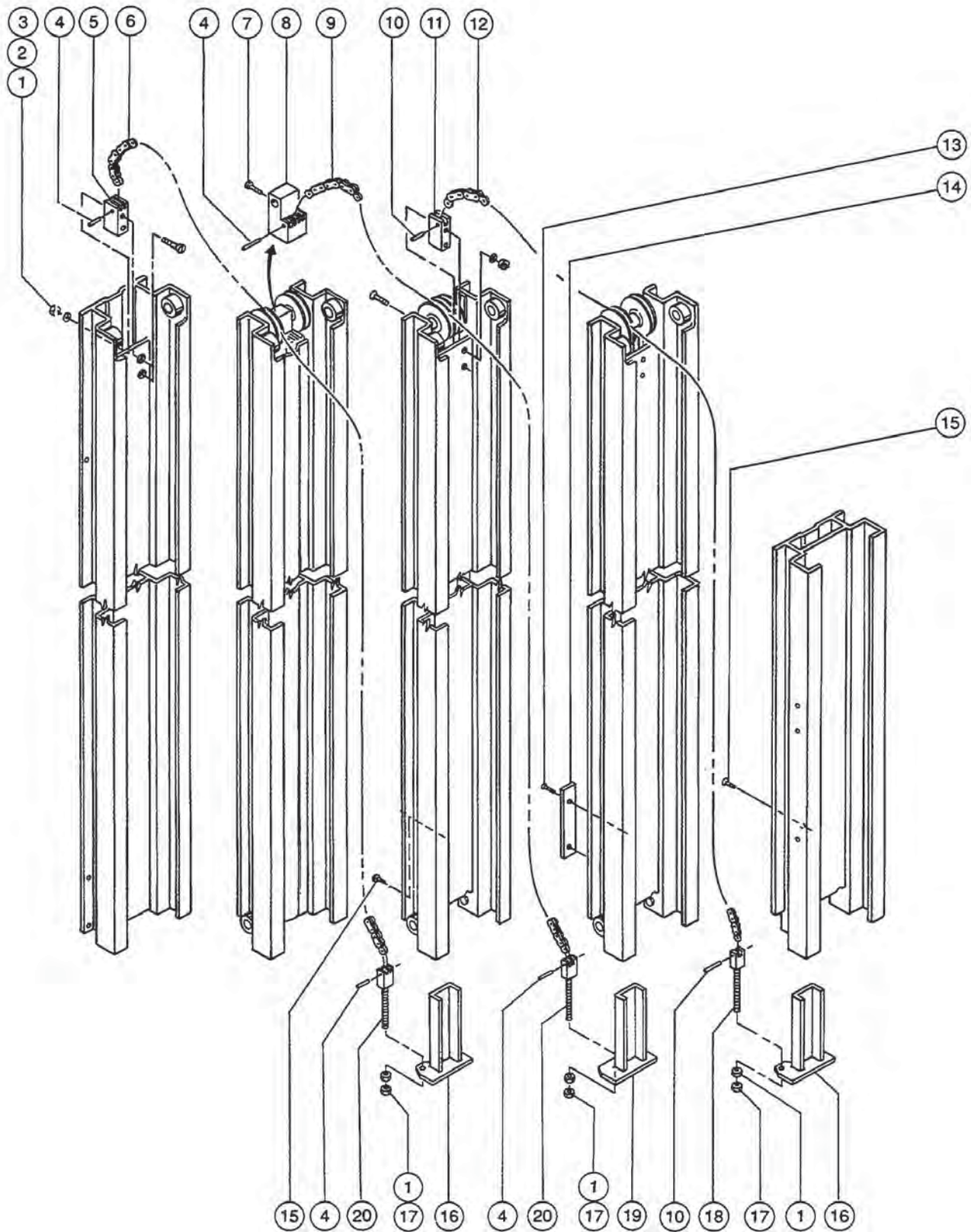
Item	Part No.	Description	Qty.
1	6505	PLATE,SHAFT SUPPORT,ZINC PLTD.....	2
2	6544	AXLE, IDLER WHEEL .75 X 4.01.....	1
3	14341	SPACER, IDLER WHEEL.....	2
4	6564	WASHER,SHIM,.765X1.312 X.093** .....	4
5	6928	IDLER WHEEL W/BEARING-SM.....	2
6	6611	SCREW,HHS,3/8-24 X .5,ZINC.....	4
7	29676	MAST SECTION,#5, AWPII 24.....	1
7A	29681	MAST SECTION,#5, AWPII 30.....	1
7B	29687	MAST SECTION,#5, AWPII 36.....	1
8	29594	CARRIAGE ASSY,AWPII 19,24.....	1
8A	29682	CARRIAGE ASSY,AWPII 30,36.....	1
9	4828	NUT,NYLOCK,3/8-16.....	1
10	23022P	TILT HOLD DOWN BAR, PAINTED.....	1
11	21443	SHIM,.75 X.45 X.064.....	6 1
12	12012	NUT,LOCK,3/8-16.....	1
13	21442	SHIM,.75 X.45 X.032.....	6 1
14	8516	SCREW,HHC,3/8-16 X 1.50,GR5..... (GR5)	1
15	21279	BUTTON, .800 O.D. X .281.....	6
16	21441	SHIM,.75 X.45 X.016.....	6 1
17	21280	BOLT-ROLLER,3/8-24 X 1.69-ZINC.....	6
18	28762	ROLLER, NYLATRON, 1.525 O.D.....	6
--	35099	ROLLER KIT (OVERSIZE) QTY 20 <i>(includes twenty each items 11, 13, 15-22)</i>	
--	37501	ROLLER KIT(OVERSIZE) QTY 1 <i>(includes one each items 11, 13, 15-22)</i>	
19	8519	WASHER,SHIM,.5 X .875 X .033.....	6
20	6097	WASHER,FLAT,USS,3/8",Y.....	6
21	6021	WASHER,LOCK,.375.....	6
22	6054	NUT,HEX,3/8-24.....	6

**Footnotes**

**1:** Quantity listed for this item is approximate.  
Actual quantity may vary to ensure proper fit.



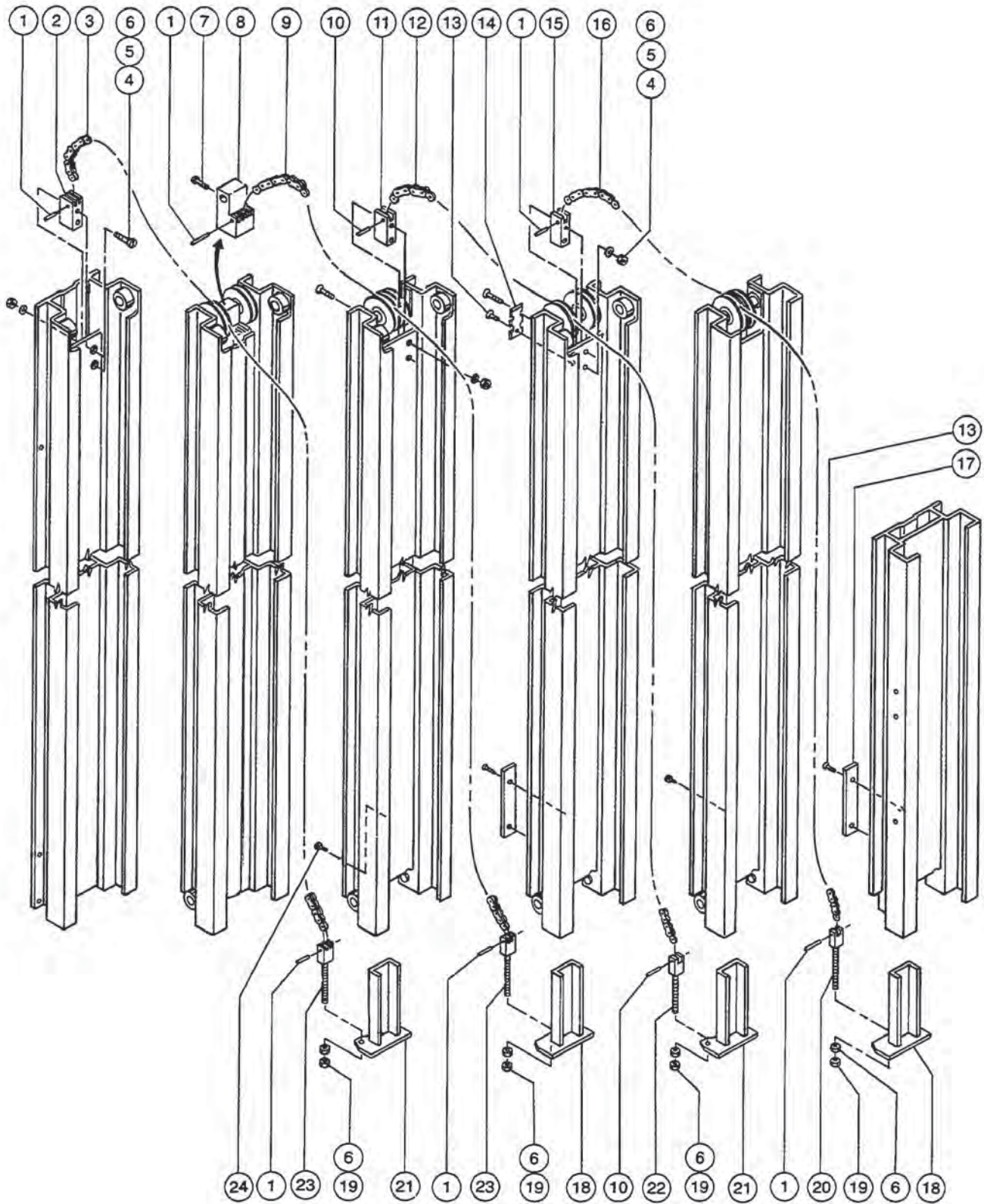
304.1 Lifting Chain Assemblies, AWP-19



## 304.1 Lifting Chain Assemblies, AWP-19

Item	Part No.	Description	Qty.
1	4828	NUT,NYLOCK,3/8-16.....14 <i>(p/n 6022 replaced by p/n 4828)</i>	
2	6021	WASHER,LOCK,.375.....8	
3	6610	SCREW,FHS,3/8-16 X 2 GRD.8.....8	
4	6534	PIN,GROOVED- .200 X .75*.....8 <i>(replaced 6570)</i>	
5	28777	CHAIN TERM,UPPER,NO.1.....2 <i>(replaced 7139)</i>	
6	29692	CHAIN ASSY,NO.1,AWPII 19/24....2 <i>(includes items 4,5 &amp; 19)</i>	
--	8153	CHAIN, LARGE, (AL-444)-70.5".....2 <i>(179cm)</i>	
7	14740	SCREW,FHS,1/4-20 X 1.5.....1	
8	14737	CLEVIS BLOCK-4 SLOT STL.CASTG.....1	
9	29693	CHAIN ASSY, NO.2,AWPII 19/24....1 <i>(includes items 4,5 &amp; 19)</i>	
--	21102	CHAIN-LARGE(AL-444)-69.5".....1 <i>(176.5cm) (2 each required)</i>	
10	6534	PIN,GROOVED- .200 X .75*.....4	
11	6538	CHAIN TERM-UPR(1 SLOT MED)ZINC.....2 <i>(6.3 mm)</i>	
12	29694	CHAIN ASSY, NO.3, AWPII 19/24....2 <i>(includes items 10,11 &amp; 17)</i>	
--	8072	CHAIN MEDIUM, (BL-423)-70.5".....2 <i>(179cm)</i>	
13	6873	SCREW,FHM,10-32 X 1.....2	
14	6571	FILLER STRIP,#4 COL.BOTTOM-5.....2 <i>(0.25 x 0.75 x 5 inches; 0.63 x 1.9 x 12.7 cm)</i>	
15	21019	SCREW,PHIL,PHM,10-24 X.5,SEMS.....4	
16	6509	LOWER CHAIN TERM WELD. #3 WIDE.....2	
17	4828	NUT,NYLOCK,3/8-16.....6	
18	29691	LOWER CHAIN TERMINAL,MEDIUM.....2 <i>(single slot, 0.25 inch; 6.3 mm)</i>	
19	6506	LOWER CHAIN TERM WELD.#4 NARRW.....1	
20	29690	LOWER CHAIN TERMINAL,LARGE.....4 <i>(double slot, 0.125 inch; 3.2 mm)</i>	

305.1 Lifting Chain Assemblies, AWP-24,30 and 36

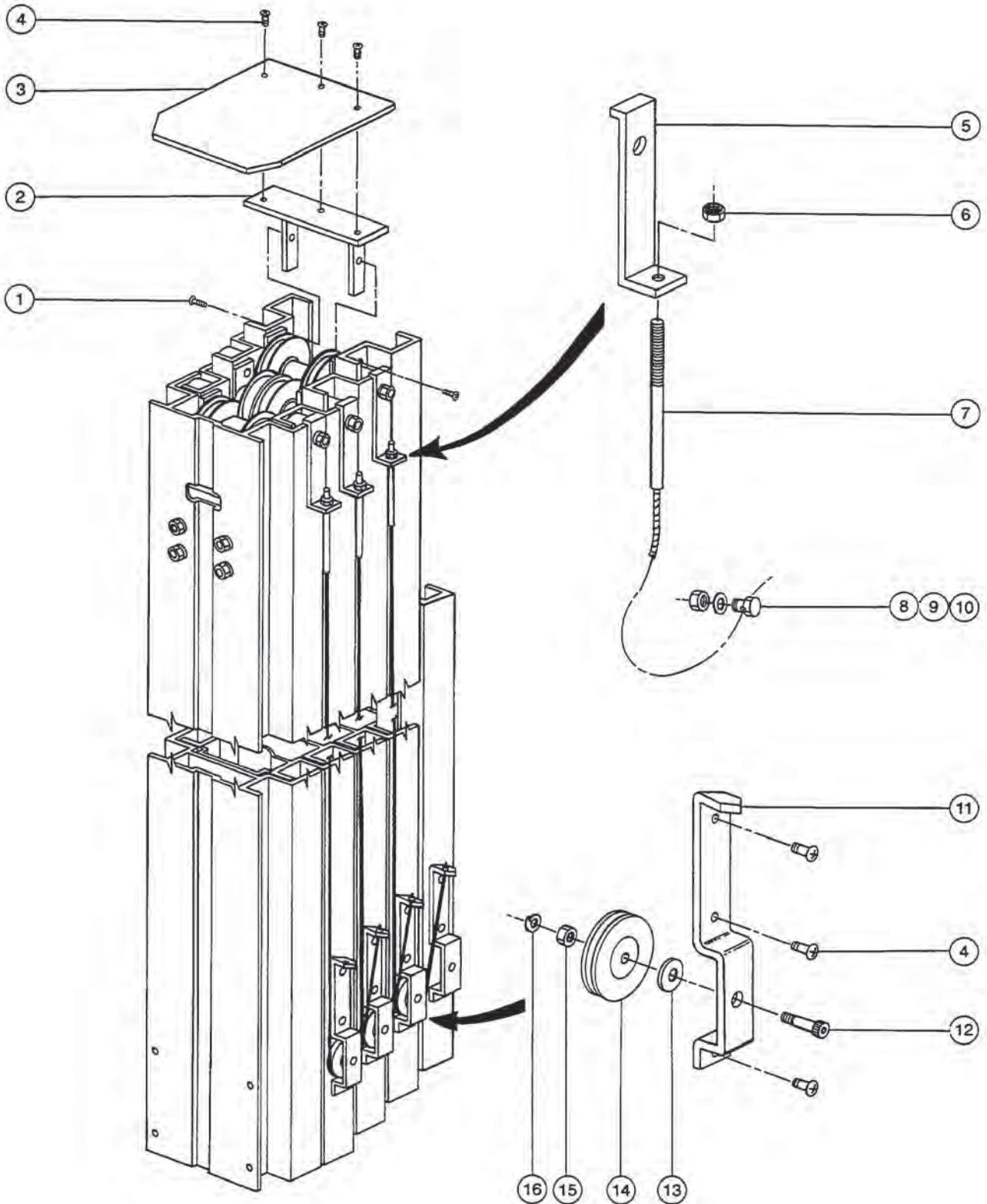


305.1 Lifting Chain Assemblies, AWP-24,30 and 36

Item	Part No.	Description	Qty.	Item	Part No.	Description	Qty.
1	6534	PIN,GROOVED- .200 X .75*.....12 <i>(replaced 6570)</i>	12	--	25826	CHAIN MEDIUM, (BL-423) 84.5".....2 <i>(215 cm)</i>	2
2	28777	CHAIN TERM,UPPER,NO.1.....2 <i>(replaced 7139)</i>	2	12B	24173	CHAIN ASSY,NO.3,AWPII 36.....2 <i>(includes items 10,11 &amp; 22)</i>	2
3	29692	CHAIN ASSY,NO.1,AWPII 19/24.....2 <i>(includes item 1,2 &amp; 23)</i>	2	--	25825	CHAIN, MEDIUM, (BL-423),103.5".....2 <i>(263 cm)</i>	2
--	8153	CHAIN, LARGE, (AL-444)-70.5".....2 <i>(179 cm)</i>	2	13	6873	SCREW,FHM,10-32 X 1.....5	5
3A	24167	CHAIN ASSY,NO.1,AWPII 30.....2 <i>(includes item 1,2 &amp; 23)</i>	2	14	7108	FILLER STRIP,(COL.#4 TOP)--3".....1 <i>(0.25 x 1 x 3 inches) (0.63 x 2.5 x 7.6 cm)</i>	1
--	25830	CHAIN-LARGE(AL-444)-84.5".....2 <i>(215 cm)</i>	2	15	7145	CHAIN TERM-UPR(1 SLOT SM)-ZINC.....2 <i>(0.125 inch) (3.2 mm)</i>	2
3B	24171	CHAIN ASSY,NO.1,AWPII 36.....2 <i>(includes item 1,2 &amp; 23)</i>	2	16	29696	CHAIN ASSY,NO.4,AWPII.....2 <i>(includes items 1,15 &amp; 20)</i>	2
--	25829	CHAIN-LARGE(AL-444)-103.5".....2 <i>(179 cm)</i>	2	--	8073	CHAIN, SMALL, (AL-422)-70.5".....2 <i>(179 cm)</i>	2
4	6610	SCREW,FHS,3/8-16 X 2 GRD.8.....12	12	16A	24170	CHAIN ASSY,NO.4,AWPII 30.....2 <i>(includes items 1,15 &amp; 20)</i>	2
5	6021	WASHER,LOCK,.375.....12	12	--	25824	CHAIN, SMALL, (AL-422),84.5".....2 <i>(215 cm)</i>	2
6	4828	NUT,NYLOCK,3/8-16.....20 <i>(p/n 6022 replaced by p/n 4828)</i>	20	16B	24174	CHAIN ASSY,NO.4,AWPII 36.....2 <i>(includes items 1,15 &amp; 20)</i>	2
7	14740	SCREW,FHS,1/4-20 X 1.5.....1	1	--	25823	CHAIN, SMALL, (AL-422),103.5".....2 <i>(263 cm)</i>	2
8	14737	CLEVIS BLOCK-4 SLOT STL.CASTG.....1	1	17	6571	FILLER STRIP,#4 COL.BOTTOM-5.....2 <i>(0.25 x 0.75 x 5 inches) (0.63 x 1.9 x 12.7 cm)</i>	2
9	29693	CHAIN ASSY, NO.2,AWPII 19/24.....1 <i>(includes items 1,8 &amp; 23)</i>	1	18	6506	LOWER CHAIN TERM WELD.#4 NARRW.....2	2
--	21102	CHAIN-LARGE(AL-444)-69.5".....1 <i>(176.5 cm) (2 each required)</i>	1	19	4828	NUT,NYLOCK,3/8-16.....8	8
9A	24168	CHAIN ASSY,NO.2,AWPII 30.....1 <i>(includes items 1,8 &amp; 23)</i>	1	20	29695	LOWER CHAIN TERMINAL,SMALL.....2 <i>(0.125 inch) (3.2 mm)</i>	2
--	8152	CHAIN, LARGE, (AL-444)-83.5".....1 <i>(212 cm) (2 each required)</i>	1	21	6509	LOWER CHAIN TERM WELD. #3 WIDE.....2	2
9B	24172	CHAIN ASSY,NO.2,AWPII 36.....1 <i>(includes items 1,8 &amp; 23)</i>	1	22	29691	LOWER CHAIN TERMINAL,MEDIUM.....2 <i>(0.25 inch) (6.3 mm)</i>	2
--	25827	CHAIN, LARGE, (AL-444),102.5".....1 <i>(260 cm) (2 each required)</i>	1	23	29690	LOWER CHAIN TERMINAL,LARGE.....4 <i>(0.125 inch) (3.2 mm)</i>	4
10	6534	PIN,GROOVED- .200 X .75*.....4	4	24	21019	SCREW,PHIL,PHM,10-24 X.5,SEMS.....4	4
11	6538	CHAIN TERM-UPR(1 SLOT MED)ZINC.....2 <i>(0.25 inch) (6.3 mm)</i>	2				
12	29694	CHAIN ASSY, NO.3, AWPII 19/24.....2 <i>(includes items 10,11 &amp; 22)</i>	2				
--	8072	CHAIN MEDIUM, (BL-423)-70.5".....2 <i>(70.5 inch) (179 cm)</i>	2				
12A	24169	CHAIN ASSY,NO.3,AWPII 30.....2 <i>(includes items 10,11 &amp; 22)</i>	2				



306.1 Descent Sequencing Cables And Mast Cover Plate

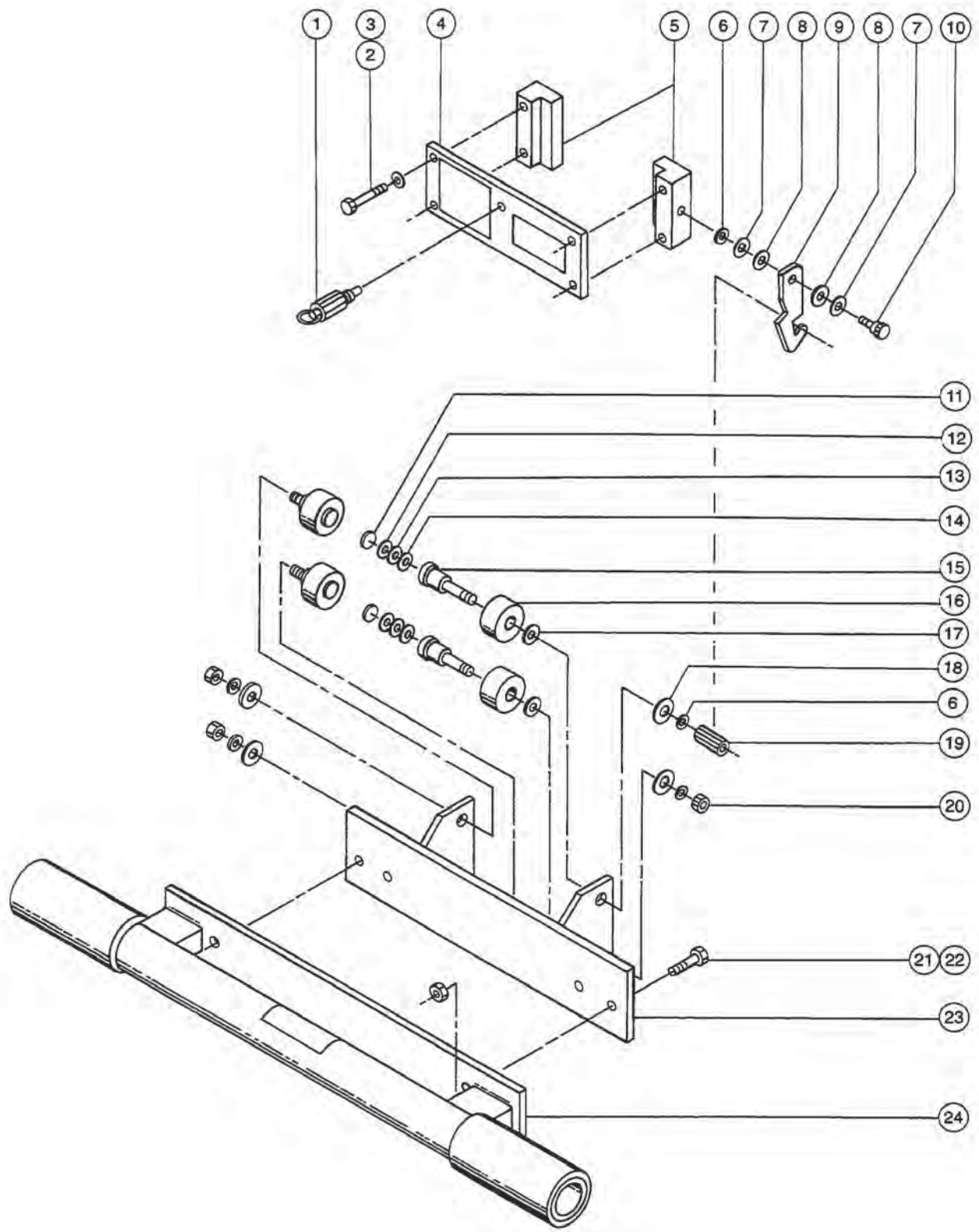


306.1 Descent Sequencing Cables And Mast Cover Plate

Item	Part No.	Description	Qty.	Item	Part No.	Description	Qty.
1	23903	SCREW,FHS,1/4-20 X .5 BLACK.....	2	11A	23600P	BRACKET-SEQ.CABLE, LOWER-BLUE.....	5
2	24600	MAST COVER WELDMENT,AWP....	1			<i>AWP-24, 30 and 36</i>	
3	23891	FLAP,MAST COVER-4 SECT.MAST.....	1	12	6584	SCREW,SHS,10-24 X .625.....	3
		<i>AWP-19 (shown)</i>				<i>AWP-19</i>	
3A	23888	FLAP,MAST COVER-5 SECT.MAST.....	1	12A	6584	SCREW,SHS,10-24 X .625.....	4
		<i>AWP-24, 30 and 36</i>				<i>AWP-24, 30 and 36</i>	
4	21019	SCREW,PHIL,PHM,10-24 X.5,SEMS.....	15	13	6638	WASHER,FLAT,USS,1/4"Y.....	3
		<i>AWP-19</i>				<i>AWP-19</i>	
4A	21019	SCREW,PHIL,PHM,10-24 X.5,SEMS.....	18	13A	6638	WASHER,FLAT,USS,1/4"Y.....	4
		<i>AWP-24, 30 and 36</i>				<i>AWP-24, 30 and 36</i>	
5	23578P	BRACKET-SEQ.CABLE, UPPER-BLUE.....	3	14	21348	PULLEY-SEQUENCING-NYLATRON.3	
		<i>AWP-19 (shown)</i>				<i>AWP-19 (shown)</i>	
5A	23578P	BRACKET-SEQ.CABLE, UPPER-BLUE.....	4	14A	21348	PULLEY-SEQUENCING-NYLATRON.4	
		<i>AWP-24, 30 and 36</i>				<i>AWP-24, 30 and 36</i>	
6	6091	NUT,NYLOCK,1/4-20.....	3	15	25625	NUT,HEX,10-24.....	3
		<i>AWP-19 (shown)</i>				<i>AWP-19</i>	
6A	6091	NUT,NYLOCK,1/4-20.....	4	15A	25625	NUT,HEX,10-24.....	4
		<i>AWP-24, 30 and 36</i>				<i>AWP-24, 30 and 36</i>	
7	25396	CABLE ASSY,DESCENT SEQUENCE.....	3	16	6607	WASHER,LOCK,#10 PLTD.....	3
		<i>AWP-19 (Includes items 6,8-10)</i>				<i>AWP-19</i>	
		<i>(shown)</i>		16A	6607	WASHER,LOCK,#10 PLTD.....	4
7A	25396	CABLE ASSY,DESCENT SEQUENCE.....	4			<i>AWP-24, 30 and 36</i>	
		<i>AWP-24, 30 and 36 (Includes items 6,8-10)</i>					
8	25395	SCREW,HHC CABLE RETAINER....	3				
		<i>AWP-19</i>					
8A	25395	SCREW,HHC CABLE RETAINER....	4				
		<i>AWP-24, 30 and 36</i>					
9	6886	WASHER,LOCK,.313.....	3				
		<i>AWP-19</i>					
9A	6886	WASHER,LOCK,.313.....	4				
		<i>AWP-24, 30 and 36</i>					
10	6037	NUT,HEX,5/16-18,GR5.....	3				
		<i>AWP-19</i>					
10A	6037	NUT,HEX,5/16-18,GR5.....	4				
		<i>AWP-24, 30 and 36</i>					
11	23600P	BRACKET-SEQ.CABLE, LOWER-BLUE.....	4				
		<i>AWP-19 (shown)</i>					



307.1 Loading Bumper Assembly, AWP-19 and 24



307.1 Loading Bumper Assembly, AWP-19 and 24

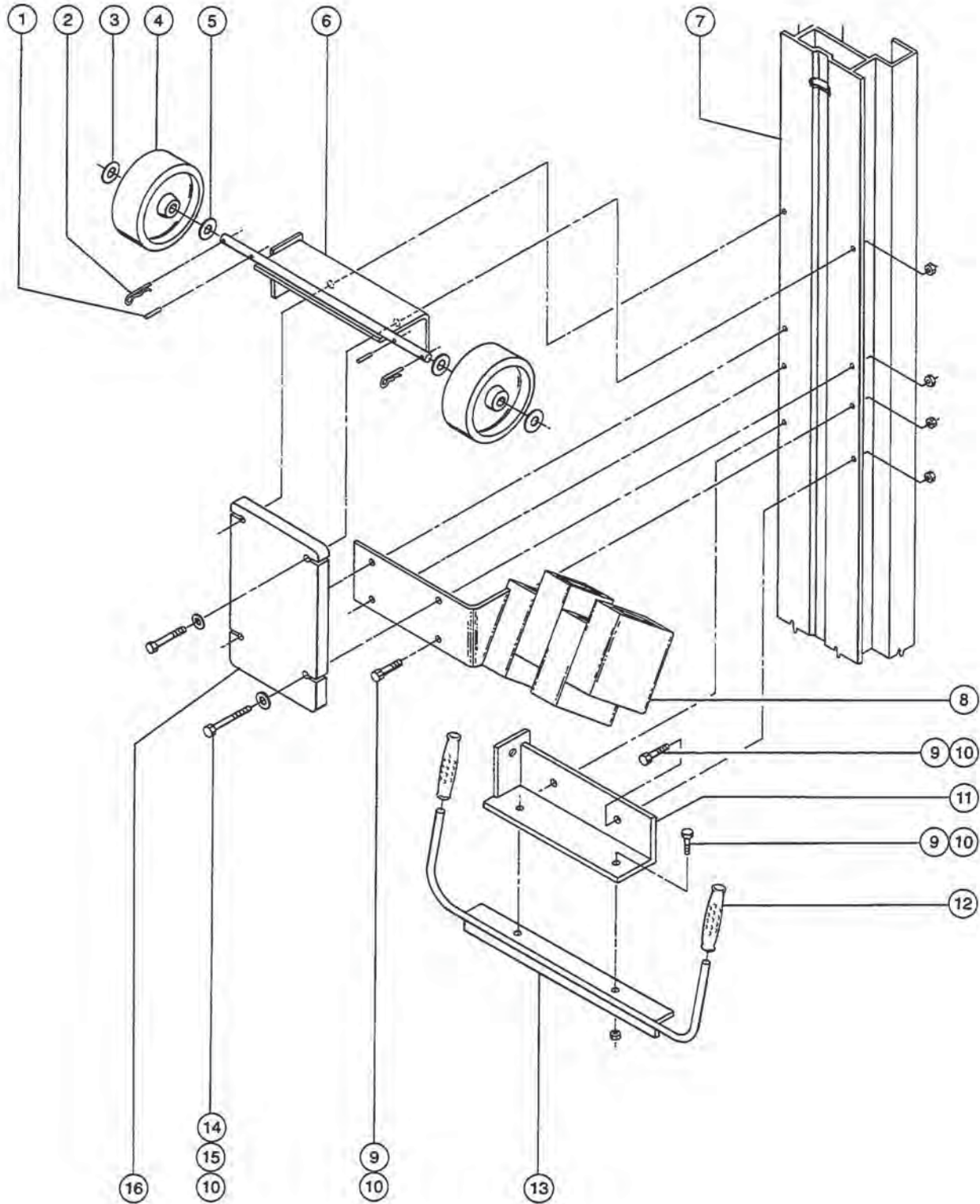
Item	Part No.	Description	Qty.
1	6277	PIN,LOCK,SHORT W/PULL RING...1	
2	8915	SCREW,HHC,1/4-20 X 1.25.....4 (GR5)	
3	6356	WASHER,LOCK,.25.....4	
4	23644	PLATE-PIVOT STOP BRACKET....1	
5	23645	BLOCK-PIVOT STOP BRACKET....2	
6	6021	WASHER,LOCK,.375.....5	
7	6052	WASHER,SHIM,.5 X .875 X .063....2	
8	11978	WASHER,FLAT,NYLON.515X.88X.093.2	
9	24697	PIVOT RETAINER HOOK ** .....1	
10	11335	SCREW,SHS,3/8-16 X .5.....1	
11	21279	BUTTON, .800 O.D. X .281.....4	
12	21441	SHIM,.75 X.45 X.016.....4 1	
13	21442	SHIM,.75 X.45 X.032.....4 1	
14	21443	SHIM,.75 X.45 X.064.....4 1	
15	21280	BOLT-ROLLER,3/8-24 X 1.69-ZINC.....4	
16	28762	ROLLER, NYLATRON, 1.525 O.D.....4	
--	37501	ROLLER KIT(OVERSIZE) QTY 1 (includes one each items 6, 11-18, 20)	
17	8519	WASHER,SHIM,.5 X .875 X .033....4	
18	6097	WASHER,FLAT,USS,3/8",Y.....4	
19	6180	COUPLING,ROD,3/8-24.....1	
20	6054	NUT,HEX,3/8-24.....4	
21	8516	SCREW,HHC,3/8-16 X 1.50,GR5....2 (GR5)	
22	4828	NUT,NYLOCK,3/8-16.....2	
23	23391	BRACKET,WLD, PIVOT SLIDER,AWP.....1	
24	29017	PIVOT WELD W/RUBBR,AWPII 19/24.....1	
--	27769	BUMPER, AWPII TILTBACK.....1	
--	6271	RIVET,STL,STL.MAN,P,.25 X .25....1	

**Footnotes**

1: Quantity listed for this item is approximate. Actual quantity may vary to ensure proper fit.



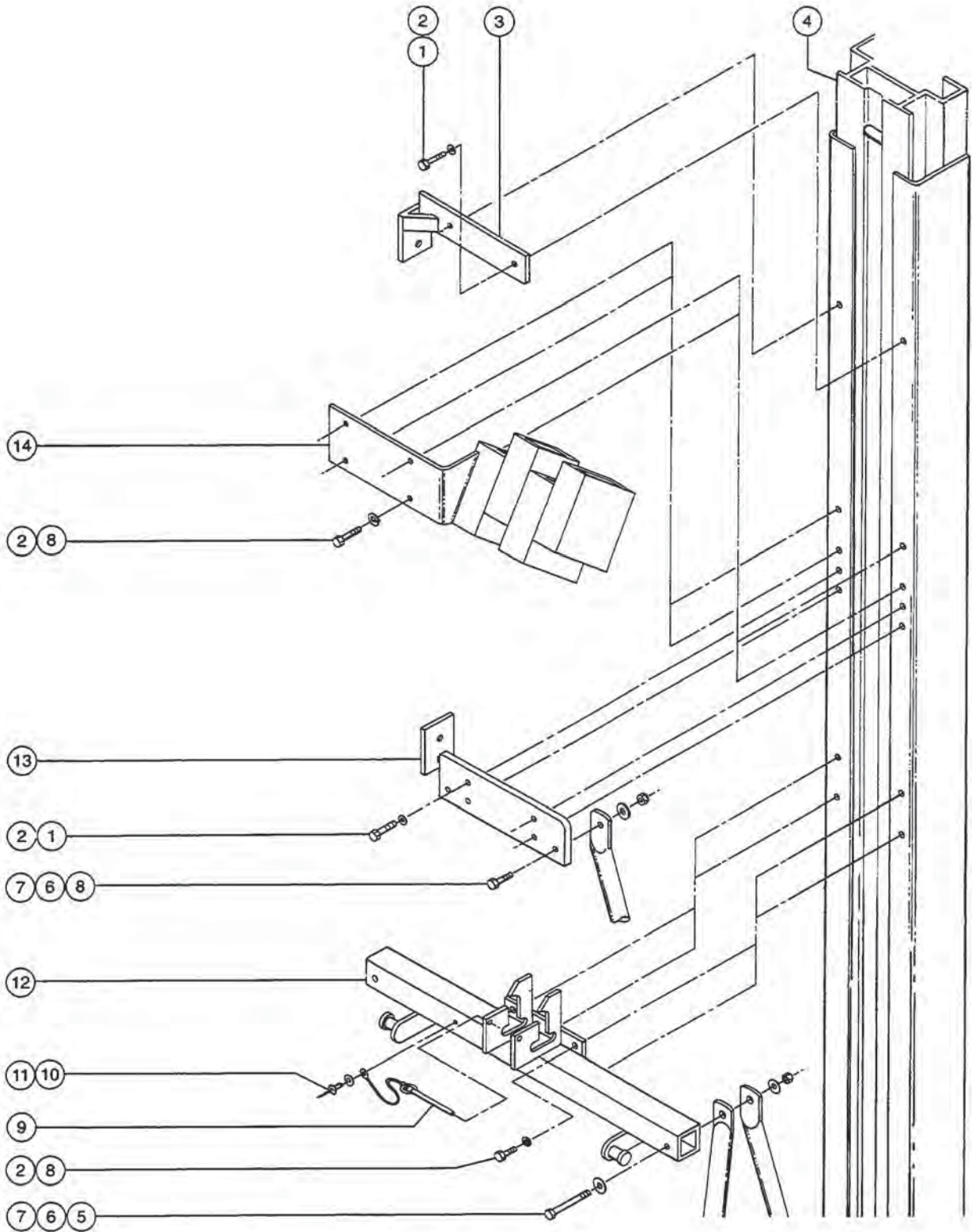
308.1 Number 1 Mast Attached Parts, AWP-19 and 24



308.1 Number 1 Mast Attached Parts, AWP-19 and 24

Item	Part No.	Description	Qty.
1	22547	PIN,ROLL,.188 X 1.25**.....	2
2	21253	CLIP,HAIR PIN .125 X 2.....	2
3	6563	WASHER,SHIM,.75 X 1.125 X.030.....	2
4	57788	WHEEL,POLY,6X2, 3/4**..... <i>(p/n 6566 replaced by p/n 57788)</i>	2
5	6564	WASHER,SHIM,.765X1.312 X.093**.....	2
6	27597	BRACKET,UPPER MOTOR MTG,19/24.....	1
7		Ref. Number 1 Mast..... <i>(refer to figure 301.1)</i>	1
8	27609	OUTRIGGER STORAGE WELD-STD.AWP.....	1
9	6019	SCREW,HHC,3/8-16 X 1.25 GRD 5..... <i>(GR5)</i>	6
10	4828	NUT,NYLOCK,3/8-16.....	10
11	27596	BRACKET,LOWER MOTOR MTG,19/24.....	1
12	6587	HANDLE GRIP, RUBBER .75 X 4.5.....	2
13	23698	BATTERY BOX HANGER WELD. 19/24.....	1
14	8178	SCREW,HHC,3/8-16 X 2.5..... <i>(GR5)</i>	4
15	6097	WASHER,FLAT,USS,3/8",Y.....	4
16	27587P	COUNTERWEIGHT-AWP,PAINTED19/24.1	1

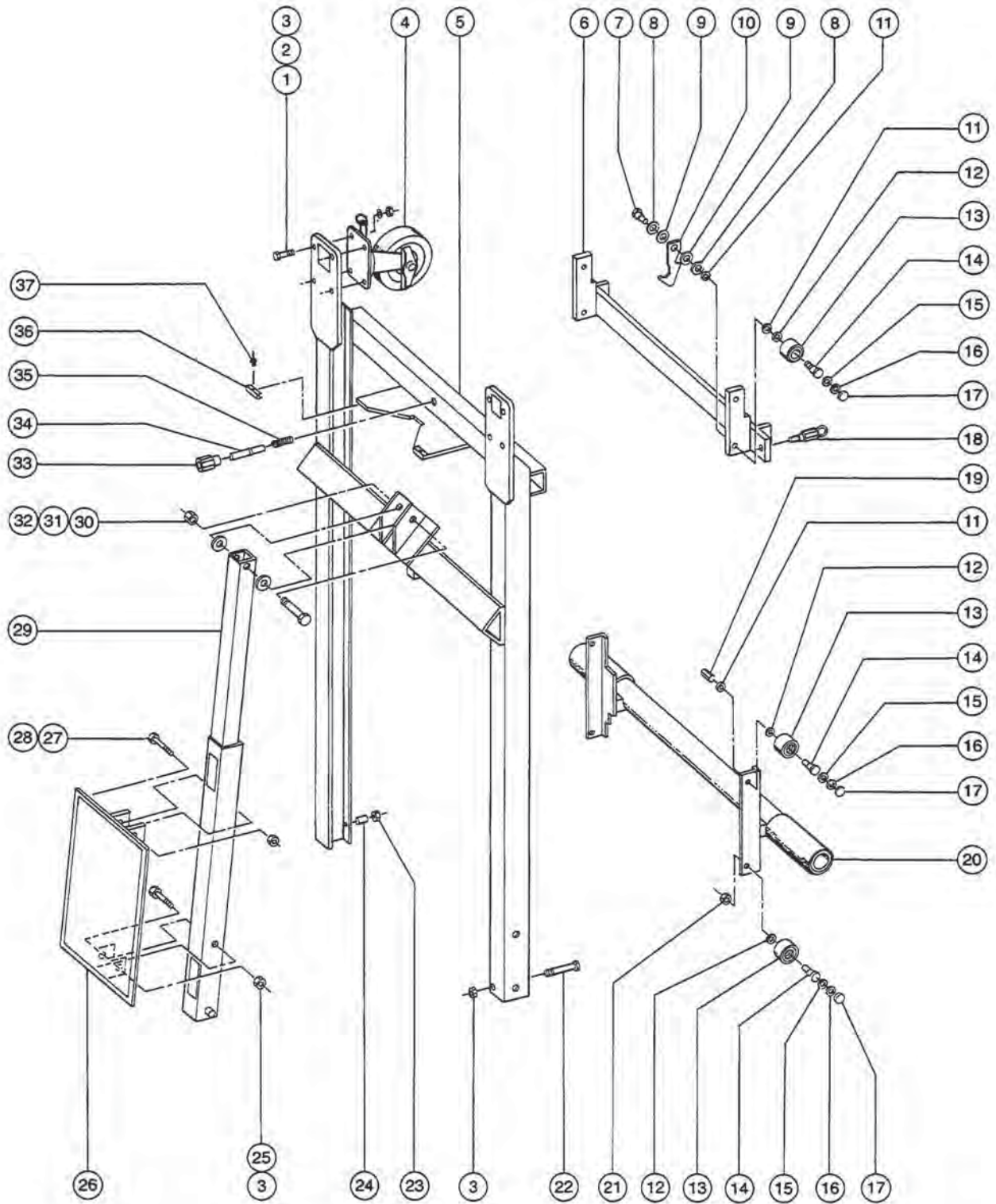
309.1 Number 1 Mast Attached Parts, AWP-30 and 36



309.1 Number 1 Mast Attached Parts, AWP-30 and 36

Item	Part No.	Description	Qty.
1	8516	SCREW,HHC,3/8-16 X 1.50,GR5.....6 (GR5)	
2	6021	WASHER,LOCK,.375.....14	
3	29014	UPPER MTR.MT BRKT.WELD,30/36.....1	
4		Ref. Number 1 Mast.....1 (refer to figure 301.1)	
5	6326	SCREW,HHC,3/8-16 X 3.....2 (GR5)	
6	6097	WASHER,FLAT,USS,3/8",Y.....6	
7	4828	NUT,NYLOCK,3/8-16.....4	
8	6019	SCREW,HHC,3/8-16 X 1.25 GRD 5.....10 (GR5)	
9	8525	STAB.RET.PIN ASSY,DPL / AWP.....1	
10	6271	RIVET,STL,STL.MAN,P,.25 X .25.....1	
11	6638	WASHER,FLAT,USS,1/4"Y.....1	
12	33938	BATT.PACK HANGER ASSY-AWP 2/3.....1	
13	29015	LOWER MTR.MT BRKT.WELD,30/36.....1	
14	27609	OUTRIGGER STORAGE WELD-STD.AWP.....1	

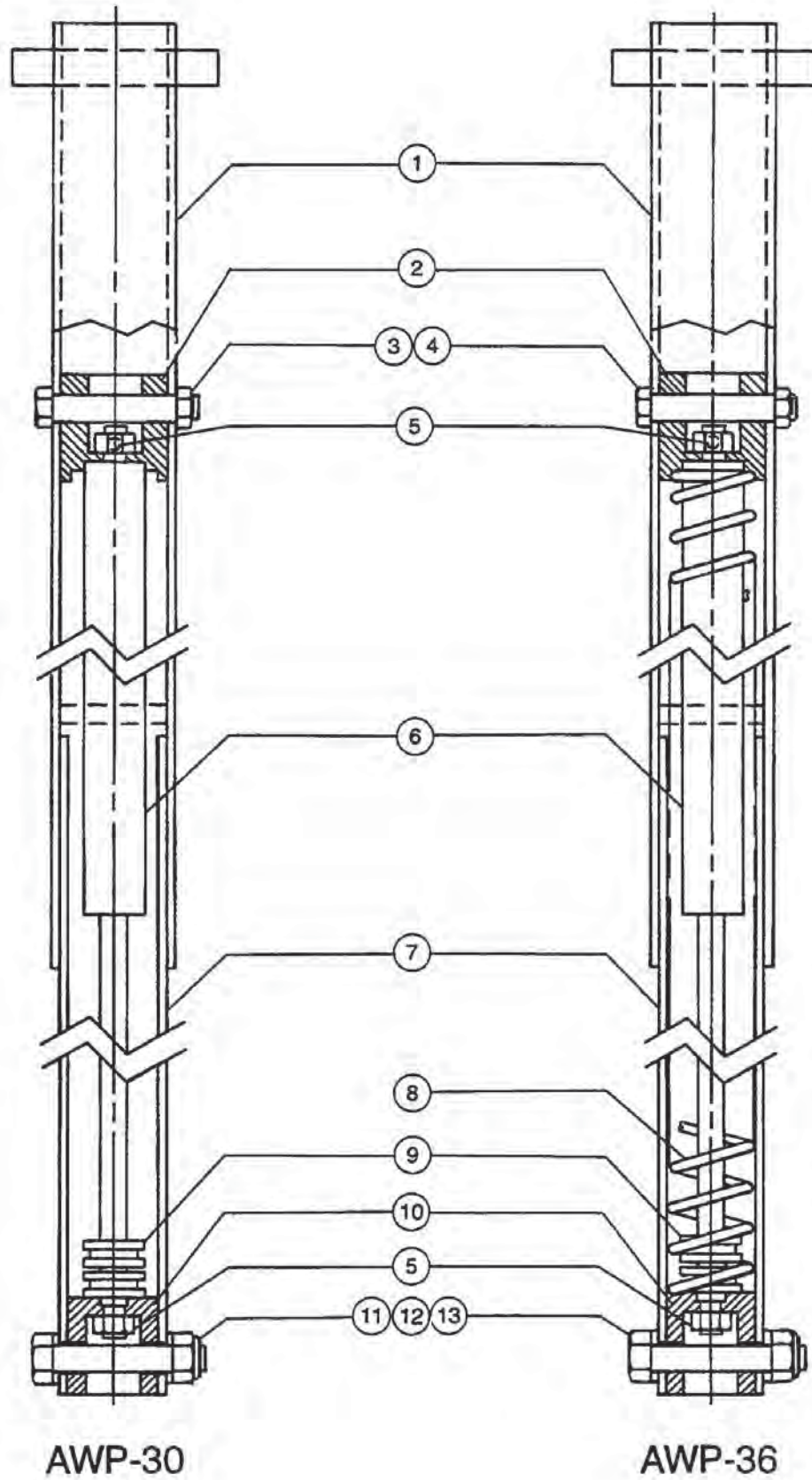
310.1 Tilt-back Frame Installation, AWP-30 and AWP-36



310.1 Tilt-back Frame Installation, AWP-30 and AWP-36

Item	Part No.	Description	Qty.	Item	Part No.	Description	Qty.
1	8516	SCREW,HHC,3/8-16 X 1.50,GR5.....8 (GR5)	8	27	6884	SCREW,HHC,1/4-20 X 2.5.....1 (GR5)	1
2	5397	WASHER,FLAT,USS,5/16",Y.....8	8	28	6889	NUT,LP NYLOCK,1/4-20.....1	1
3	4828	NUT,NYLOCK,3/8-16.....11	11	29		Ref. Shock Absorber Assembly.....1 (refer to 311.1)	1
4	17525	CASTER-PL,SWVL.LOC,W/SB-5 X 2.....2 (12.7 x 5 cm)	2	30	6732	SCREW,HHC,1/2-13 X 3.25.....1 (GR5)	1
5	29019	TILTBACK FRAME W/DECALS 30/36.....1 (decals are listed in 102.1)	1	31	6095	WASHER,FLAT,USS,1/2",Y.....2	2
6	27412	PIVOT STOP BRACKET,AWP2 30/36.....1	1	32	6198	NUT,NYLOCK,1/2-13.....1	1
7	11335	SCREW,SHS,3/8-16 X .5.....4	4	33	25085	SPRING HOUSING,AWP TILT-BACK.....1	1
8	6052	WASHER,SHIM,.5 X .875 X .063.....4	4	34	25086	SPRING PLUNGER,AWP TILT-BACK.....1	1
9	11978	WASHER,FLAT,NYLON.515X.88X.093.4	4	35	25084	SPRING,AWP TILT-BACK.....1	1
10	24697	PIVOT RETAINER HOOK **.....2 (p/n 24697P replaced by p/n 24697)	2	36	11944	BUMPER,1.25",AWP/GLL.....2	2
11	6021	WASHER,LOCK,.375.....8	8	37	8920	RIVET,ALUM,ALUM,P.156 X .375.....2	2
12	8519	WASHER,SHIM,.5 X .875 X .033.....8	8	<b>Footnotes</b>			
13	28762	ROLLER, NYLATRON, 1.525 O.D.....8	8	1: Quantity listed for this item is approximate. Actual quantity may vary to ensure proper fit.			
14	21437	BOLT,ROLLER-SHORT STEM,.63.....8	8				
15	21442	SHIM,.75 X.45 X.032.....8 1	8				
16	21443	SHIM,.75 X.45 X.064.....8 1	8				
17	21279	BUTTON, .800 O.D. X .281.....8	8				
18	6277	PIN,LOCK,SHORT W/PULL RING...2	2				
19	6180	COUPLING,ROD,3/8-24.....2	2				
20	29018	PIVOT WELD W/RUBR,AWP2 30/36.....1	1				
--	27769	BUMPER, AWPII TILTBACK.....1	1				
--	6271	RIVET,STL,STL.MAN,P,.25 X .25....1	1				
21	5408	NUT,LP NYLOCK,3/8-24.....4	4				
22	8178	SCREW,HHC,3/8-16 X 2.5.....2 (GR5)	2				
23	6034	NUT,HEX,JAM,1/2-13.....1	1				
24	24085	SPRING PLUNGER.....1	1				
25	14033	SCREW,HHC,3/8-16 X 2.75.....1 (GR5)	1				
26	29782	DECAL PLATE W/DECAL,TILTBACK.....1	1				

311.1 Tilt-Back Shock Absorber Assembly, AWP-30 and AWP-36



AWP-30

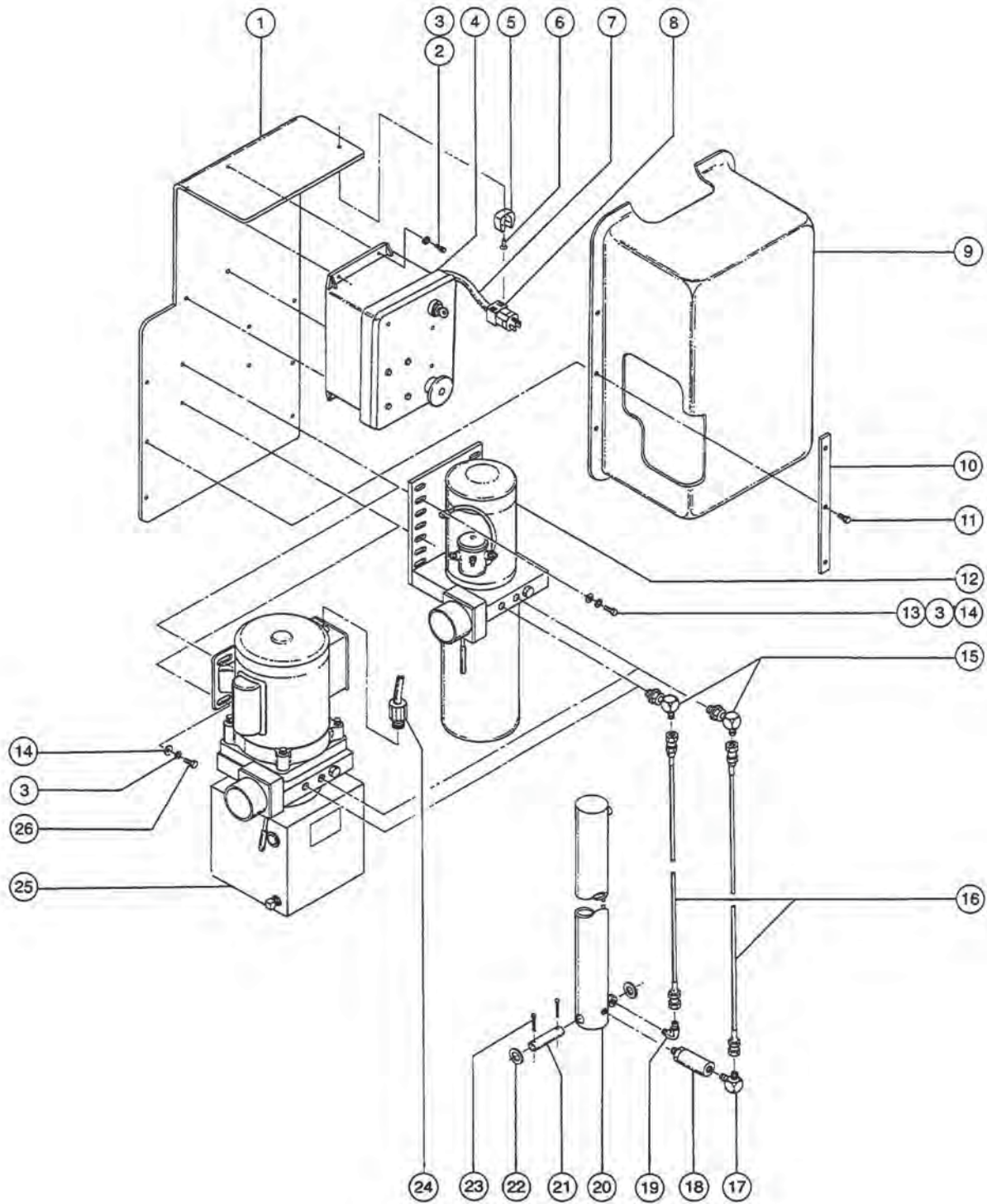
AWP-36

311.1 Tilt-Back Shock Absorber Assembly, AWP-30 and AWP-36

Item	Part No.	Description	Qty.
--	25970	TILTBACK SHOCK ASSY,AWP30 <i>(includes items 1-13) (and decal plate with decal)</i>	
--	25971	TILTBACK SHOCK ASSY,AWP36 <i>(includes items 1-13) (and decal plate with decal)</i>	
1	27971	WELDMENT, GAS SPRING HOUSING.....1 <i>AWP-30 and 36</i>	1
2	24444	GAS STRUT MOUNT BLOCK,UPPER.....1 <i>AWP-30 and 36</i>	1
3	14033	SCREW,HHC,3/8-16 X 2.75.....1 <i>(GR5)</i>	1
4	4828	NUT,NYLOCK,3/8-16.....1	1
5	25368	NUT,NYLOCK,M8X1.25.....2 <i>(p/n 24695 replaced by p/n 25368)</i>	2
6	23976	GAS SPRING TILT BACK.....1 <i>AWP-30 and 36</i>	1
7	27923	TUBE,GAS SPRING,LOWER, PLATED.....1 <i>AWP-30 and 36</i>	1
8	24435P	SPRING,TILTBACK,PAINTED.....1 <i>AWP-36</i>	1
9	24647	GROMMET,RUBBER .38 X .13 X .63.....2	2
10	24445	GAS STRUT MOUNT BLOCK,LOWER.....1 <i>AWP-30 and 36</i>	1
11	6732	SCREW,HHC,1/2-13 X 3.25.....1 <i>(GR5)</i>	1
12	13064	WASHER,FLAT,.625 HARDENED....2	2
13	6198	NUT,NYLOCK,1/2-13.....1	1



401.1 Hydraulic Installation

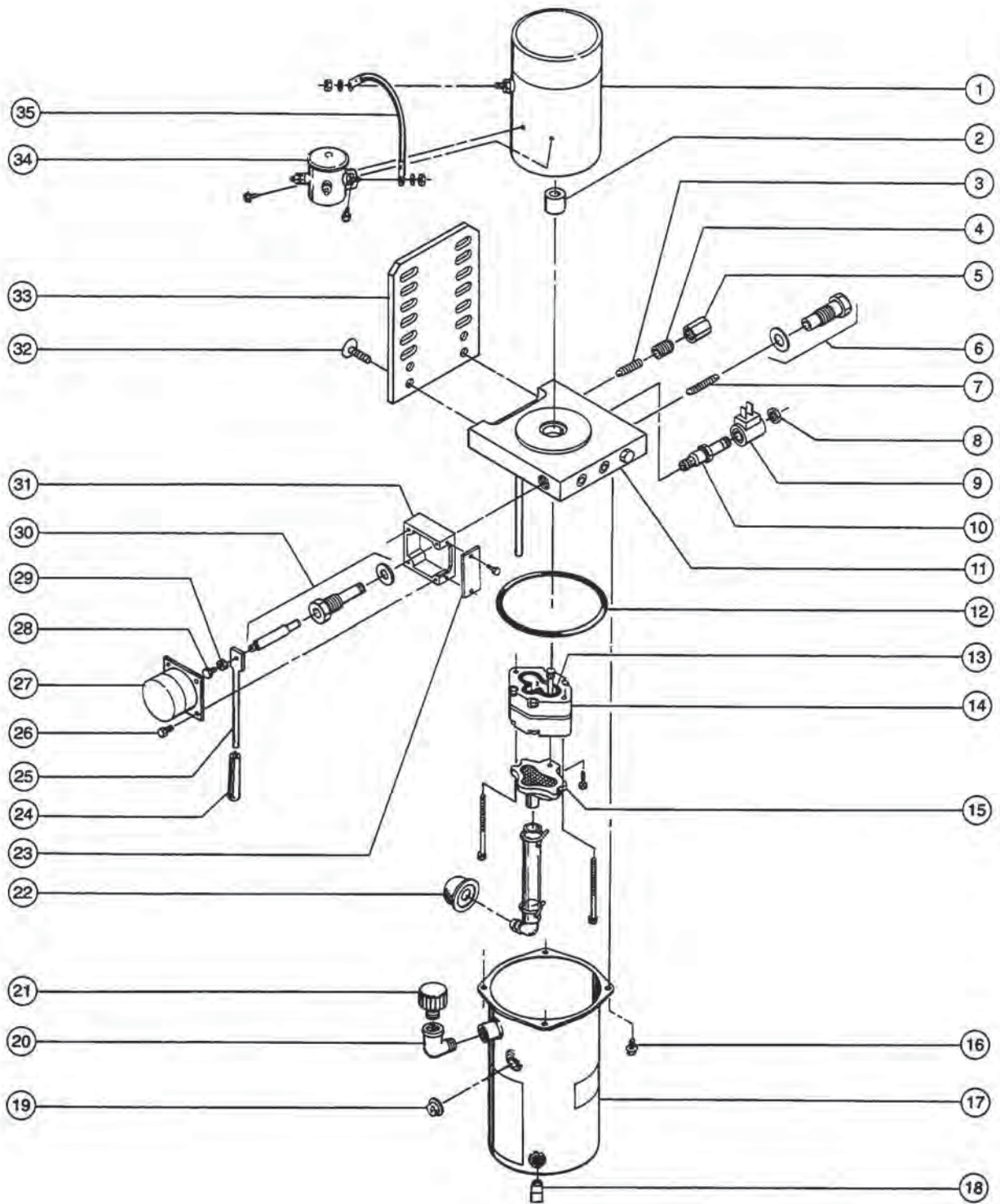


401.1 Hydraulic Installation

Item	Part No.	Description	Qty.	Item	Part No.	Description	Qty.
1	27483P	PLATE,MOTOR MOUNT,PAINTED,AWP2.....	1	--	25661	SEAL KIT,24056 & 23968 CYLINDR.....	1
2	12011	SCREW,BHHS,1/4-20 X .5,Y/ZINC.....	4	20B	23968	CYLINDER,HYD.,AWP36.....	1
3	6356	WASHER,LOCK,.25.....	6	--	25661	SEAL KIT,24056 & 23968 CYLINDR.....	1
4		Ref. Ground Controls..... <i>(refer to 404.1 and 405.1)</i>	6	21	32399	PIN,CLEVIS,1 X 3 LG..... <i>(p/n 24421 replaced by p/n 32399)</i>	1
5	8018	CLIP, GIBSON GRIP.....	1	22	13775	WASHER,FLAT,1.063 X 2 X .134.....	2
6	11314	RIVET,MAGNALOK,.192 #4.....	1	23	5361	PIN,COTTER,.125 X 1.5.....	2
7	43956	WIRE CABLE,14/3 CON.TPE JKT*..... <i>(54cm) (p/n 6993 replaced by p/n 43956)</i>	21-inches	24	7057	CONN. SQZ,1/2NPT .39-.56 MED.....	1
8	6595	PLUG,ELECTRICAL,DOMESTIC..... <i>(AC) (110V)</i>	1	25		Ref. AC Hydraulic Power Unit Assembly..... <i>(refer to 403.1)</i>	1
8A	144161	PLUG,PWR,UK,16AMP,3PIN,BLK... <i>(AC) (110V)</i>	1	26	7339	SCREW,HHC,1/4-20 X .5.....	4
8B	6666	PLUG,ELECTRICAL,220/50,NOVON.1 <i>(AC) (2 pin)</i>	1				
9	58091	COVER,MOTOR W/DECALS, AWP 2*** .....	1				
10	27672	STIFFENER, MOTOR COVER, AWP2.....	2				
11	21019	SCREW,PHIL,PHM,10-24 X.5,SEMS.....	6				
12		Ref. DC Hydraulic Power Unit Assembly..... <i>(refer to 402.1)</i>	6				
13	6090	SCREW,HHC,1/4-20 X .75.....	4				
14	6638	WASHER,FLAT,USS,1/4"Y.....	4				
15	12340	ELBOW,070220-4-6.....	2				
16	29701	HYDRAULIC HOSE ASSY,AWPII19,24.....	2				
16A	25660	HOSE ASSY,AWP30/36.....	2				
17	13921	ELBOW,070220-4-4 <i>(p/n 29697 replaced by p/n 13921)</i>	1				
18	29388	VALVE,FLOW CONTROL A8-2401-00.....	1				
19	20630	ELBOW,070202-4-4..... <i>(p/n 29698 replaced by p/n 20630)</i>	1				
20	27338	CYLINDER,HYD,AWP2 19/24.....	1				
--	18745	SEAL KIT,AWP,IWP HYD.CYLINDER.....	1				
20A	24056	CYLINDER,HYD.,AWP30.....	1				



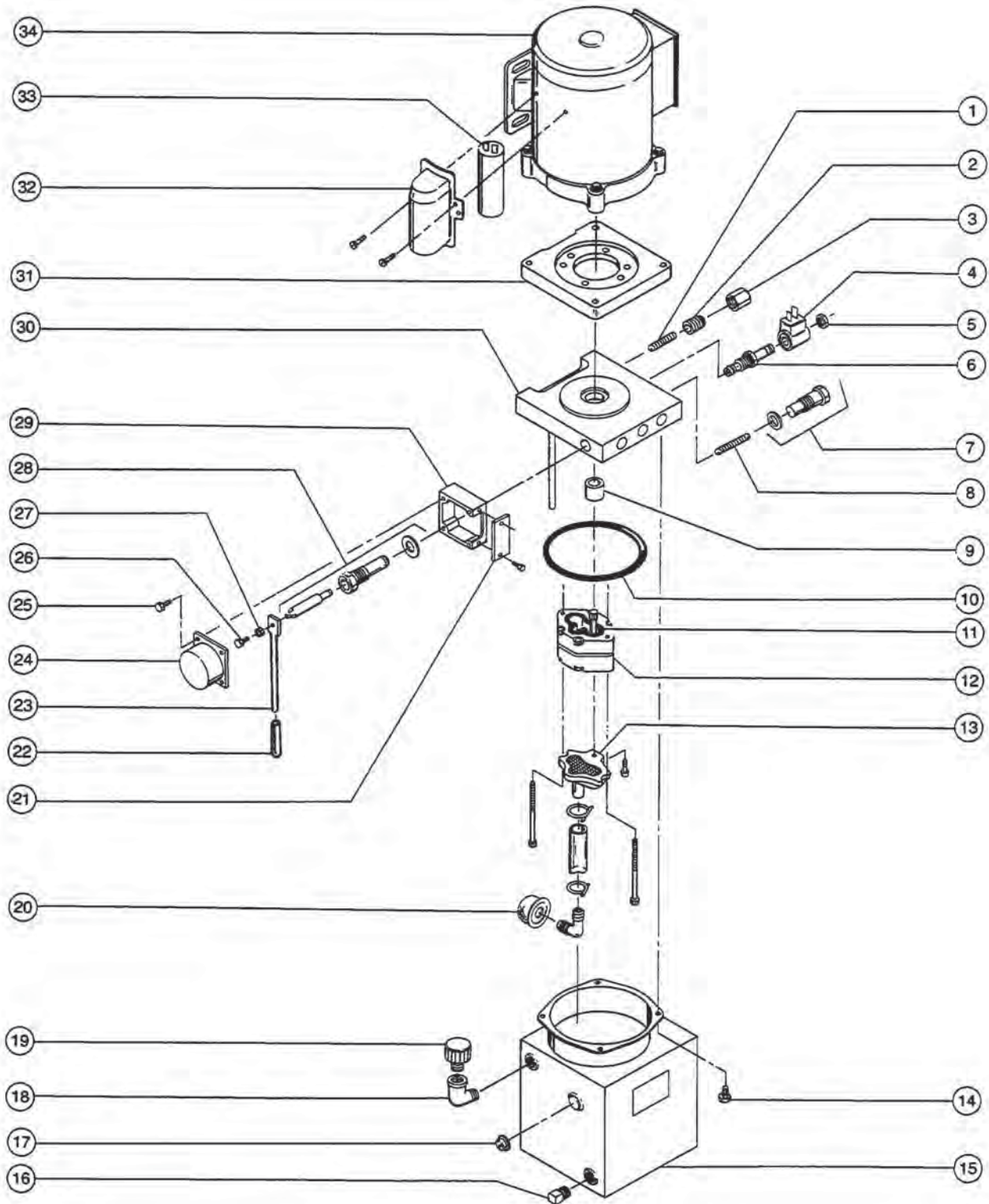
402.1 DC Power Unit



402.1 DC Power Unit

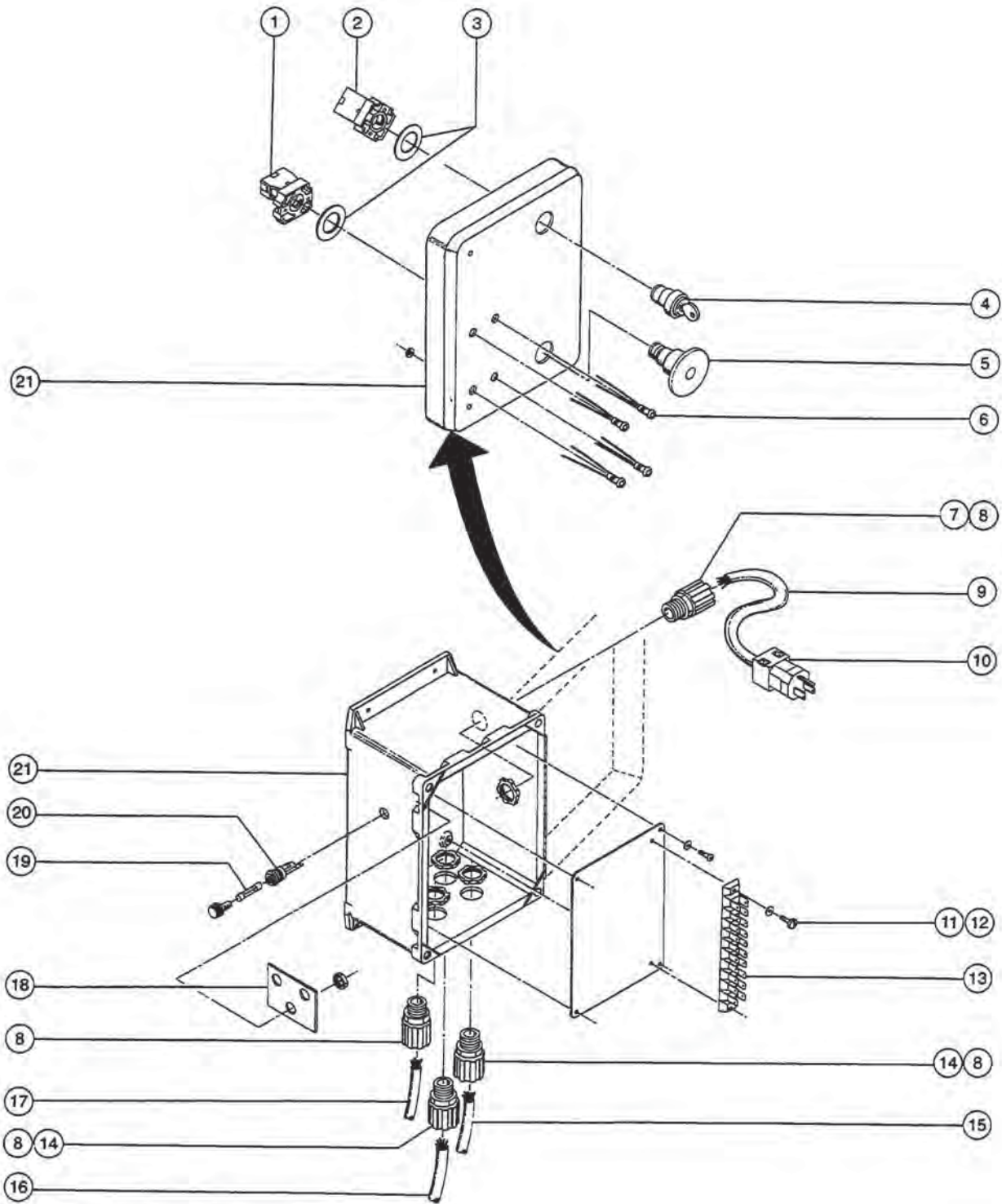
Item	Part No.	Description	Qty.	Item	Part No.	Description	Qty.
--		POWER UNIT,DC <i>(component no longer available)</i>		25	6947	LEVER, MANUAL RELEASE.....	1
1	15942	MOTOR KIT-STONE 12V DC REPLA**.....	1	26	6948	SCREW,HHW,8-32 X .5.....	6
--	25664	BRUSH KIT,15942/29416 MOTOR***.....	1	27	6977	SOLENOID, STONE, DC	
2	23618	COUPLER,MTR.,DU-1007 (13998)**.....	1	28	29752	SCREW,HHC,10-24 X .75.....	1
3	72321	RELIEF VALVE KIT**.....	1	29	15513	NUT,HEX,10-32.....	1
4	72321	RELIEF VALVE KIT**.....	1	30	12439	VALVE,RELEASE CARTRIDGE,STONE.....	1
5	72321	RELIEF VALVE KIT**.....	1	31	7134	SOLENOID MTG. BRACKET.....	1
6	14219	CHECK CAP & SEAL RING--STONE.....	1	32		Ref. Screw - FHM, 3/8-16 x 0.75 inch.....	2
7	8747	SPRING & BALL (CHECK) STONE,DC.....	1	33	29788	BRACKET,DC POWER UNIT MOUNT.....	1
8	52943	NUT,SOLENOID VALVE.....	1	34	7132	PUMP MOTOR SOLENOID.....	1
9	25611	COIL,12VDC,25048 N.O.VALVE.....	1	35	8748	STRAP, MOTOR TERMINAL.....	1
10	33754	VALVE,CART(ONLY)(33535.....	1			<i>(7.5 inches) (19cm)</i>	
11	25612	END HEAD MANIFOLD,23400 PWR.UN.....	1				
12	8693	O-RING,RESERVIOR,DC.....	1				
13	25613	O-RING,17560/25674 PUMP.....	2				
14	17560	PUMP KIT-DB1005,06.....	1				
15	25614	COVER ASSY,SUCTION.....	1				
16	25670	SCREW,HHC,12-24 X.31".....	4				
17	25615	RESERVOIR,3 QUART,23400 PWR UN.....	1				
18	6974	PLUG,PIPE,STL,SQ HEAD,3/8.....	1				
19	22961	GAUGE,OIL SIGHT,19119 MTR.....	1				
20	6651	ELBOW,STREET,GALV.,3/8 NPT.....	1				
21	6950	BREATHER CAP, ALUMINUM PRODUCT.....	1				
22	8723	FILTER, PICK-UP, 149 MICRON**.....	1				
23	7135	SOLENOID MTG. BRKT. SIDE COVER.....	1				
24	10554	COVER, EMERG. LOWER HANDLE.....	1				

403.1 AC Power Unit



Item	Part No.	Description	Qty.	Item	Part No.	Description	Qty.
1	72321	RELIEF VALVE KIT**.....1 <i>(p/n 8718 replaced by p/n 72321)</i>	1	30	25612	END HEAD MANIFOLD,23400 PWR.UN.....1	1
2	72321	RELIEF VALVE KIT**.....1 <i>(p/n 8726 replaced by p/n 72321)</i>	1	31	25669	ADAPTER,MOTOR/ENDHEAD,23375.1	1
3	72321	RELIEF VALVE KIT**.....1 <i>(p/n 8725 replaced by p/n 72321)</i>	1	32	25666	CAPACITOR COVER,22963(EMERSON).....1	1
4	25611	COIL,12VDC,25048 N.O.VALVE.....1	1	33	25665	CAPACITOR,430-516MFD(EMERSON),1 <i>(AC) (110V) (60Hz)</i>	1
5	52943	NUT,SOLENOID VALVE.....1 <i>(p/n 19792 replaced by p/n 52943)</i>	1	34	29588	MOTOR,115/230V,60/60HZ <i>(27472).....1 (includes items 32 and 33)</i>	1
6	33754	VALVE,CART(ONLY)(33535).....1 <i>(includes item 5)</i>	1				
7	14219	CHECK CAP & SEAL RING--STONE.....1	1				
8	8747	SPRING & BALL (CHECK) STONE,DC.....1	1				
9	22959	COUPLER,19119 POWER UNIT.....1	1				
10	8693	O-RING,RESERVIOR,DC.....1	1				
11	25613	O-RING,17560/25674 PUMP.....2	2				
12	25674	PUMP ASSY,PZ-0.8.....1 <i>(includes mounting fasteners)</i>	1				
13	25614	COVER ASSY,SUCTION.....1	1				
14	25670	SCREW,HHC,12-24 X.31".....4	4				
15	25675	RESERVOIR,23375/27472 PWR.UNIT.....1	1				
16	6974	PLUG,PIPE,STL,SQ HEAD,3/8.....1	1				
17	22961	GAUGE,OIL SIGHT,19119 MTR.....1	1				
18	6651	ELBOW,STREET,GALV.,3/8 NPT.....1	1				
19	6950	BREATHER CAP, ALUMINUM PRODUCT.....1	1				
20	8723	FILTER, PICK-UP, 149 MICRON**.....1	1				
21	7135	SOLENOID MTG. BRKT. SIDE COVER.....1 <i>(includes 2 each item 25)</i>	1				
22	10554	COVER, EMERG. LOWER HANDLE.....1	1				
23	6947	LEVER, MANUAL RELEASE.....1	1				
24	6977	SOLENOID, STONE, DC.....1	1				
25	6948	SCREW,HHW,8-32 X .5.....6	6				
26	29752	SCREW,HHC,10-24 X .75.....1	1				
27	15513	NUT,HEX,10-32.....1	1				
28	12439	VALVE,RELEASE CARTRIDGE,STONE.....1	1				
29	7134	SOLENOID MTG. BRACKET.....1	1				

404.1 Ground Controls - DC



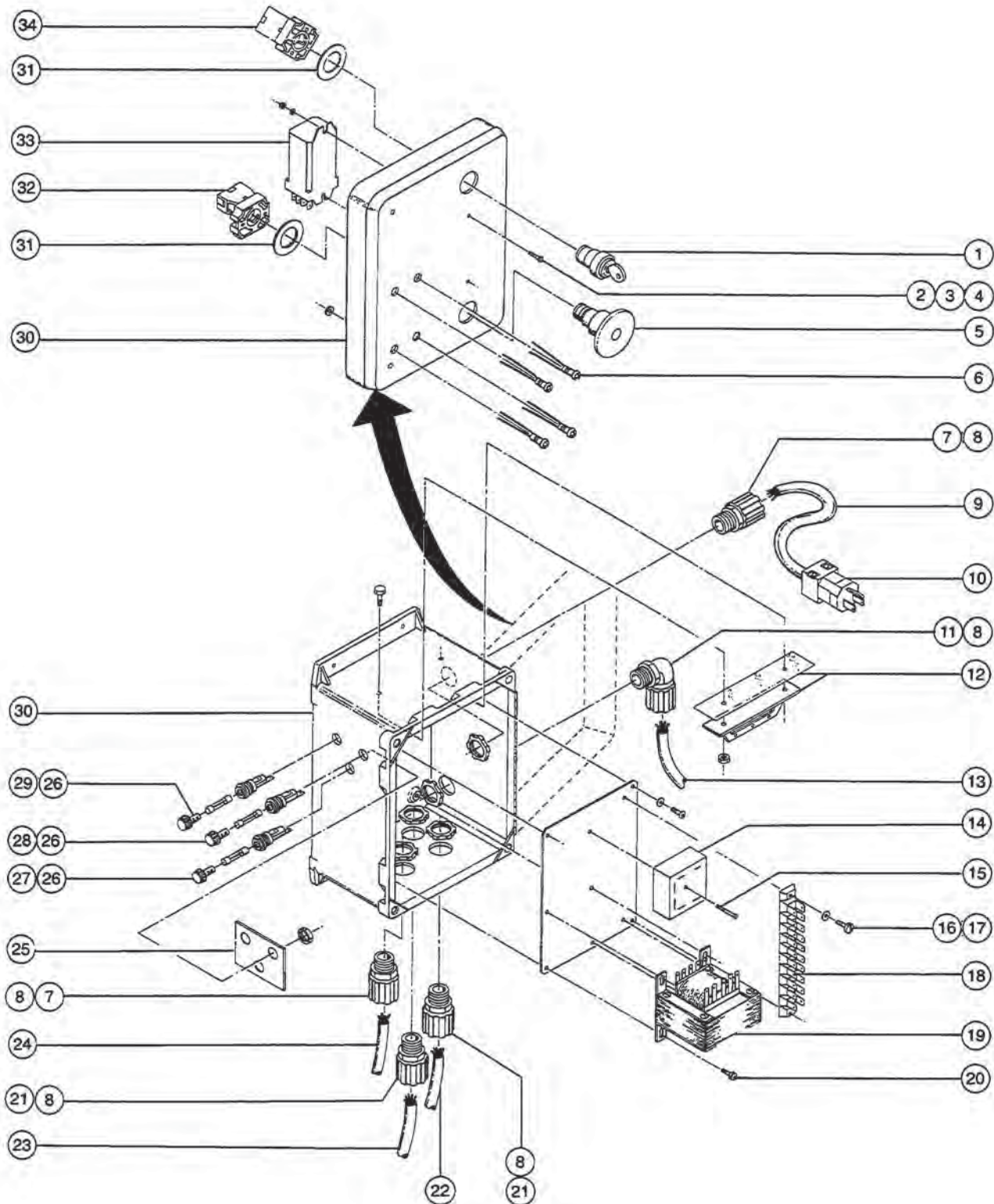
404.1 Ground Controls - DC

Item	Part No.	Description	Qty.	Item	Part No.	Description	Qty.
1		Ref. Base, N.C. Contact.....1 <i>(refer to item 5)</i>	1	14	7057	CONN. SQZ,1/2NPT .39-.56 MED.....2	2
2		Ref. Base, Push Button, N.O. Contact.....1 <i>(refer to item 4)</i>	1	15	29729	POWER CABLE,GRD TO BASE.....1	1
3	6563	WASHER,SHIM,.75 X 1.125 X.030.....2	2	16	29728	POWER CABLE,GRD TO PLAT.....1	1
4	124642	KIT,KEYSWITCH, A/IWP/DPL,2PKS.....1 <i>(this is an update kit which contains the components listed below; the original key switch is no longer available. If this kit has already been installed on unit, components may be ordered individually)</i>	1	17	6562	WIRE CABLE,16/4 SJO,BULK.....24-inches <i>(61 cm)</i>	
--	21982	KEY,SINGLE*** .....1	1	18	28850	PLATE,FUSE ANTI-ROTATION.....1	1
--	37947	KEYS,10 PACK***		19	28862	FUSE,5 AMP.....1	1
--	58462	KEYSWITCH,2POS.MNTND W/BASE**		20	20733	FUSE HOLDER,PANEL MOUNTED.....1 <i>(includes mounting fasteners)</i>	1
--	66816	CONTACT,N.O.		21	29783	GROUND CNTRL.BOX W/DECALS,DC.....1 <i>(includes component mounting plate)</i>	1
5	124641	KIT,ESTOP, A/IWP/DPL.....1 <i>(this is an update kit which contains the components listed below; the original E-Stop is no longer available. If this kit has already been installed on unit, components may be ordered individually)</i>	1				
--	66812	E-STOP BUTTON					
--	66818	CONTACT,NC					
--	66821	BASE,WITHOUT CONTACTS					
6	27399	LED W/RES 12VDC GREEN 16"LEAD.....4 <i>(includes mounting fasteners)</i>	4				
7	7056	CONN,SQUEEZE,1/2NPT .38-.50,SM.....2	2				
8	6935	LOCKNUT,ELEC,1/2".....4	4				
9	43956	WIRE CABLE,14/3 CON.TPE JKT*.....21-inches <i>(54 cm)</i>	21				
10	144161	PLUG,PWR,UK,16AMP,3PIN,BLK...1	1				
10	6595	PLUG,ELECTRICAL,DOMESTIC.....1	1				
10	6666	PLUG,ELECTRICAL,220/50,NOVON.1	1				
11	8537	SCREW,FILLISTER HM,10-32 X .75.....2	2				
12	6607	WASHER,LOCK,#10 PLTD.....2	2				
13	27777	TERMINAL STRIP.....1	1				





405.1 Ground Controls - AC

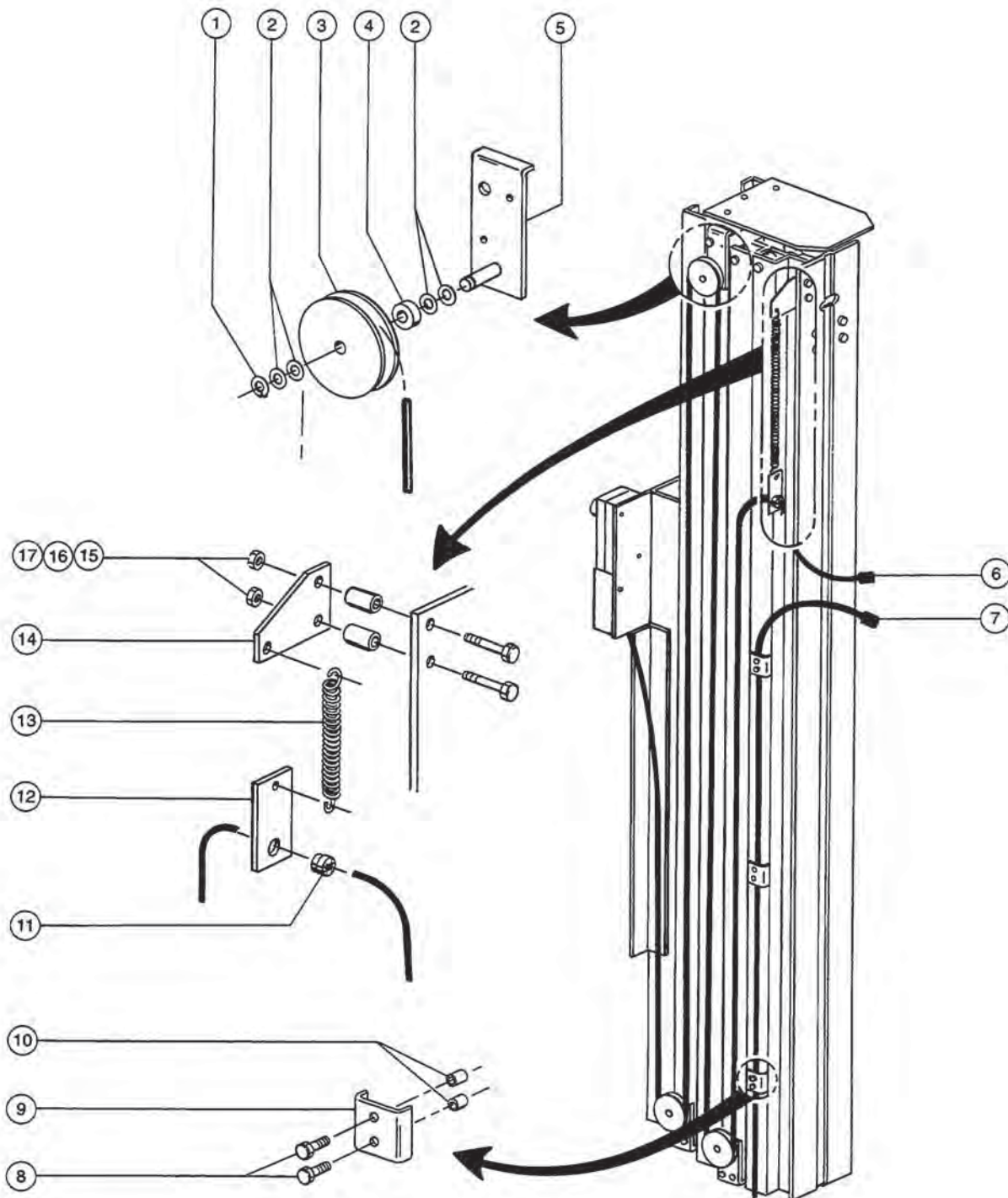


405.1 Ground Controls - AC

Item	Part No.	Description	Qty.	Item	Part No.	Description	Qty.
1	124642	KIT,KEYSWITCH, A/IWP/DPL,2PKS.....1 <i>(this is an update kit which contains the components listed below; the original key switch is no longer available. If this kit has already been installed on unit, components may be ordered individually)</i>	1	14	27397	RELAY,TIME DELAY,0.7SEC.12VDC.....1	1
--	21982	KEY,SINGLE***		15	11097	SCREW,PHM,10-32X1,SF.TAP.SLOT.1	
--	37947	KEYS,10 PACK*** .....1	1	16	8537	SCREW,FILLISTER HM,10-32 X .75.....2	2
--	58462	KEYSWITCH,2POS.MNTND W/BASE**		17	6607	WASHER,LOCK,#10 PLTD.....2	2
--	66816	CONTACT,N.O.		18	27777	TERMINAL STRIP.....1	1
2	45546	SCREW,RHM,6-32 X .5.....2	2	19	29730	TRANSFORMER,(27396),AWPII.....1	1
3	11805	WASHER,FLAT,MS,#6,Y.....4	4	20	21018	SCREW,PHIL,PHM,10-24 X.38,SEMS.....4	4
4	12344	NUT,NYLOCK,6-32.....2	2	21	7057	CONN. SQZ,1/2NPT .39-.56 MED.....2	2
5	124641	KIT,ESTOP, A/IWP/DPL.....1 <i>(this is an update kit which contains the components listed below; the original E-Stop is no longer available. If this kit has already been installed on unit, components may be ordered individually)</i>	1	22	29729	POWER CABLE,GRD TO BASE.....1	1
--	66812	E-STOP BUTTON		23	29728	POWER CABLE,GRD TO PLAT.....1	1
--	66818	CONTACT,NC		24	6918	WIRE CABLE,16/3 SJO,BULK.....32-inches	
--	66821	BASE,WITHOUT CONTACTS		25	28850	PLATE,FUSE ANTI-ROTATION.....1	1
6	27399	LED W/RES 12VDC GREEN 16"LEAD.....4 <i>(includes mounting fasteners)</i>	4	26	20733	FUSE HOLDER,PANEL MOUNTED.....3 <i>(includes mounting fasteners)</i>	3
7	7056	CONN,SQUEEZE,1/2NPT .38-.50,SM.....2	2	27	27488	FUSE,1 AMP.....1	1
8	6935	LOCKNUT,ELEC,1/2".....5	5	28	28862	FUSE,5 AMP.....1	1
9	43956	WIRE CABLE,14/3 CON.TPE JKT* .....21-inches <i>(54 cm)</i>	21	29	23082	FUSE,15 AMP,TIME DELAY.....1	1
10	6595	PLUG,ELECTRICAL,DOMESTIC.....1	1	30	29784	GROUND CNTRL.BOX W/DECALS,AC.....1 <i>(includes component mounting plate)</i>	1
10A	144161	PLUG,PWR,UK,16AMP,3PIN,BLK...1	1	31	6563	WASHER,SHIM,.75 X 1.125 X.030.....2	2
10B	6666	PLUG,ELECTRICAL,220/50,NOVON.1	1	32		Ref. Base, 1 N.C. Contact.....1 <i>(refer to item 5)</i>	1
11	23923	CONN. SQZ,1/2NPT .5-.625,90DEG.....1	1	33	27398	CONTACTOR, 25 AMP, 12 VOLT DC.....1	1
12	27262	HEATSINK ASSY W/DIODES (23442).....1 <i>(includes mounting fasteners)</i>	1	34		Ref. Base, Push Button, N.O. Contact.....1 <i>(refer to item 1)</i>	1
13	6599	WIRE CABLE,14/3 SO,BULK.....24-inches <i>(61 cm)</i>	24				



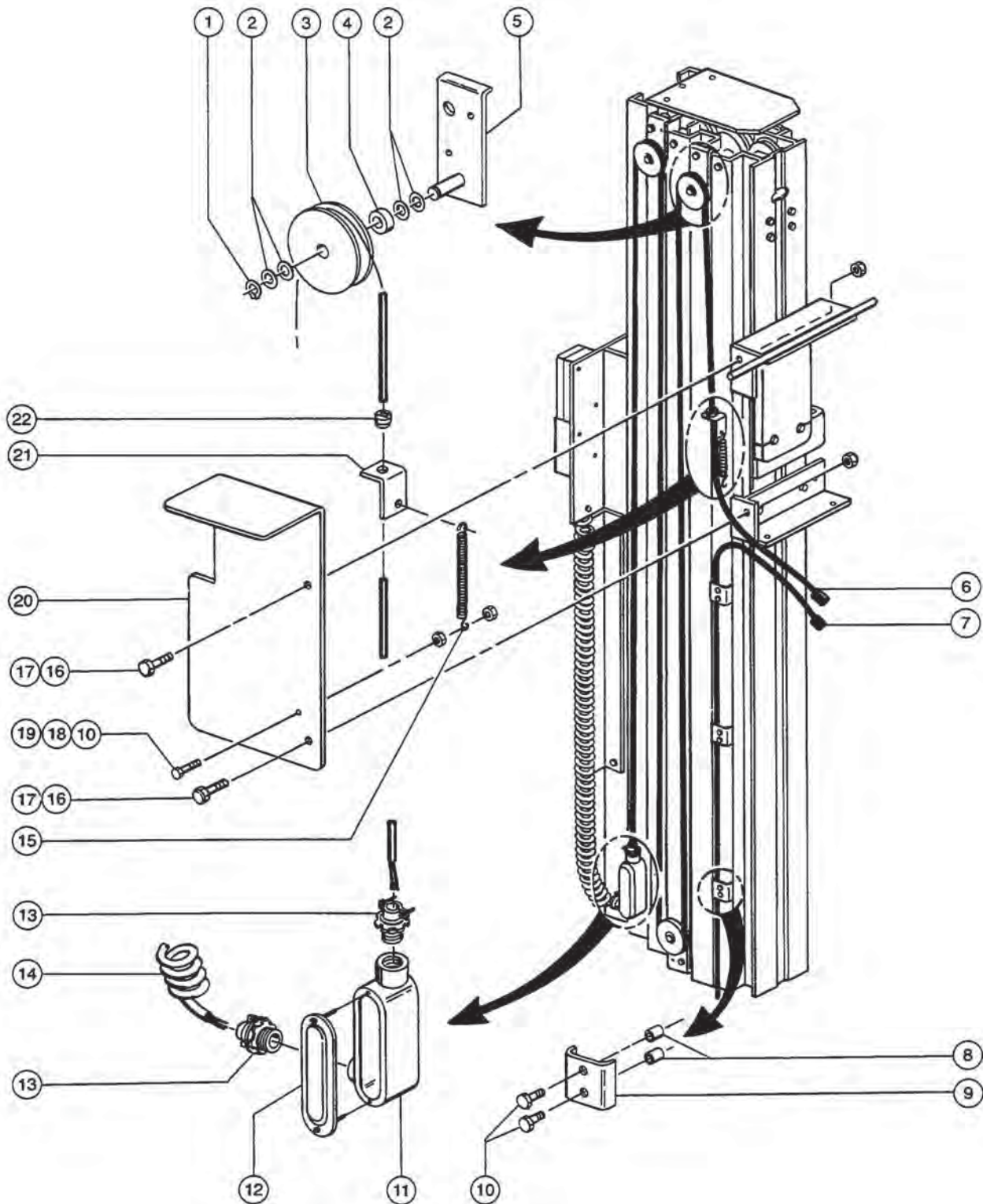
406.1 Control Cable Assembly, AWP-19



406.1 Control Cable Assembly, AWP-19

Item	Part No.	Description	Qty.
1	23630	RING,RETAINER,EXT.,.375.....	3
2	7268	WASHER,SHIM,.375 X.625X.033 ST.....	12
3	23394	PULLEY,ELEC.CNTRL.CABLE,AWP.	3
4	23670	SPACER, SHEAVE, NYLON.....	3
5	23579	SHEAVE BRACKET WELDMENT....	3
6	31564	POWER CORD,IWP19,GROUND/PLAT.....	1
7	29573	POWER CABLE,MAST/BASE.....	1
8	6090	SCREW,HHC,1/4-20 X .75.....	6
9	23620P	BRACKET-CABLE ATTACH., PAINTED.....	3
10	23899	SPACER, SLEEVE, .25 X.44 X.058.....	6
11	23788	BUSHING,STRAIN RELIEF, 53/64".....	1
12	23787-S	BRACKET,CONTROL CABLE TENSION.....	1
13	23396	SPRING,CONTROL CABLE, AWP.....	1
14	24133	BRACKET,SPRING TERMINATION.....	1
15	6145	SCREW,HHC,1/4-20 X 1.5.....	2
16	8149	SPACER,NYLON .257 X .5 X .75"....	2
17	6889	NUT,LP NYLOCK,1/4-20.....	2

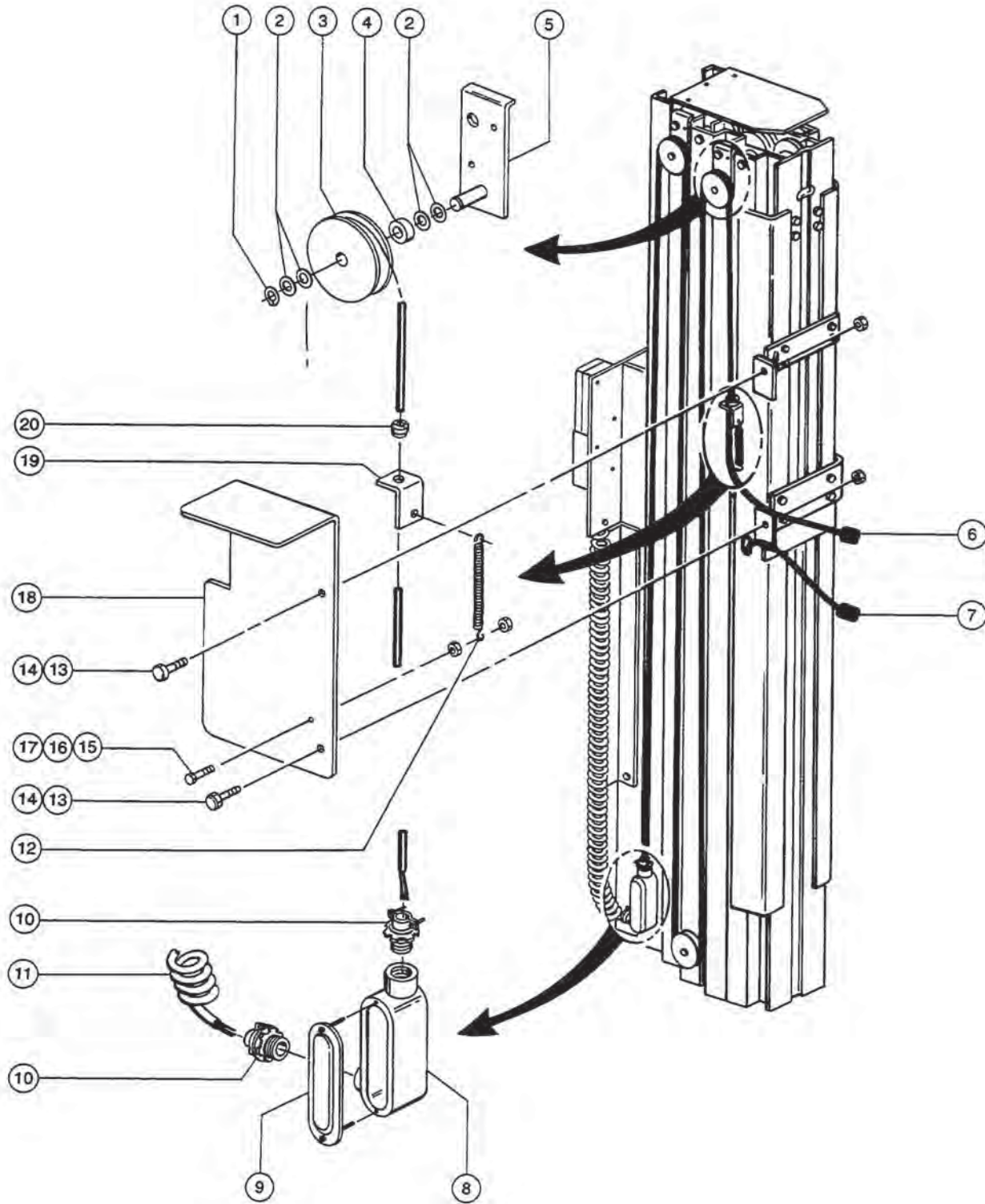
407.1 Control Cable Assembly, AWP-24



## 407.1 Control Cable Assembly, AWP-24

Item	Part No.	Description	Qty.
1	23630	RING,RETAINER,EXT.,.375.....	3
2	7268	WASHER,SHIM,.375 X.625X.033 ST.....	12
3	23394	PULLEY,ELEC.CNTRL.CABLE,AWP.	3
4	23670	SPACER, SHEAVE, NYLON.....	3
5	23579	SHEAVE BRACKET WELDMENT....	3
6	29574	POWER CABLE,MAST/PLAT..... <i>(p/n 29585 replaced by p/n 31564)</i>	1
7	29573	POWER CABLE,MAST/BASE.....	1
8	23899	SPACER, SLEEVE, .25 X.44 X.058.....	6
9	23620P	BRACKET-CABLE ATTACH., PAINTED.....	3
10	6090	SCREW,HHC,1/4-20 X .75.....	7
11	6632	OUTLET BOX,OVAL,(LL19).....	1
12	6633	OUTLET BOX CAP.....	1
13	8785	GRD.CONN.,1/2",INSULATED..... <i>(includes fasteners)</i>	2
14	27676	COIL CORD,16/6,AWP2..... <i>(17 inches) (43.1 cm)</i>	1
15	23396	SPRING,CONTROL CABLE, AWP.....	1
16	10597	SCREW,HHC,1/2-13 X 1.25 GR5....	2
17	6198	NUT,NYLOCK,1/2-13.....	2
18	6091	NUT,NYLOCK,1/4-20.....	1
19	6889	NUT,LP NYLOCK,1/4-20.....	1
20	27483P	PLATE,MOTOR MOUNT,PAINTED,AWP2.....	1
21	23787-S	BRACKET,CONTROL CABLE TENSION.....	1
22	23788	BUSHING,STRAIN RELIEF, 53/64".....	1

408.1 Control Cable Assembly, AWP-30 and 36

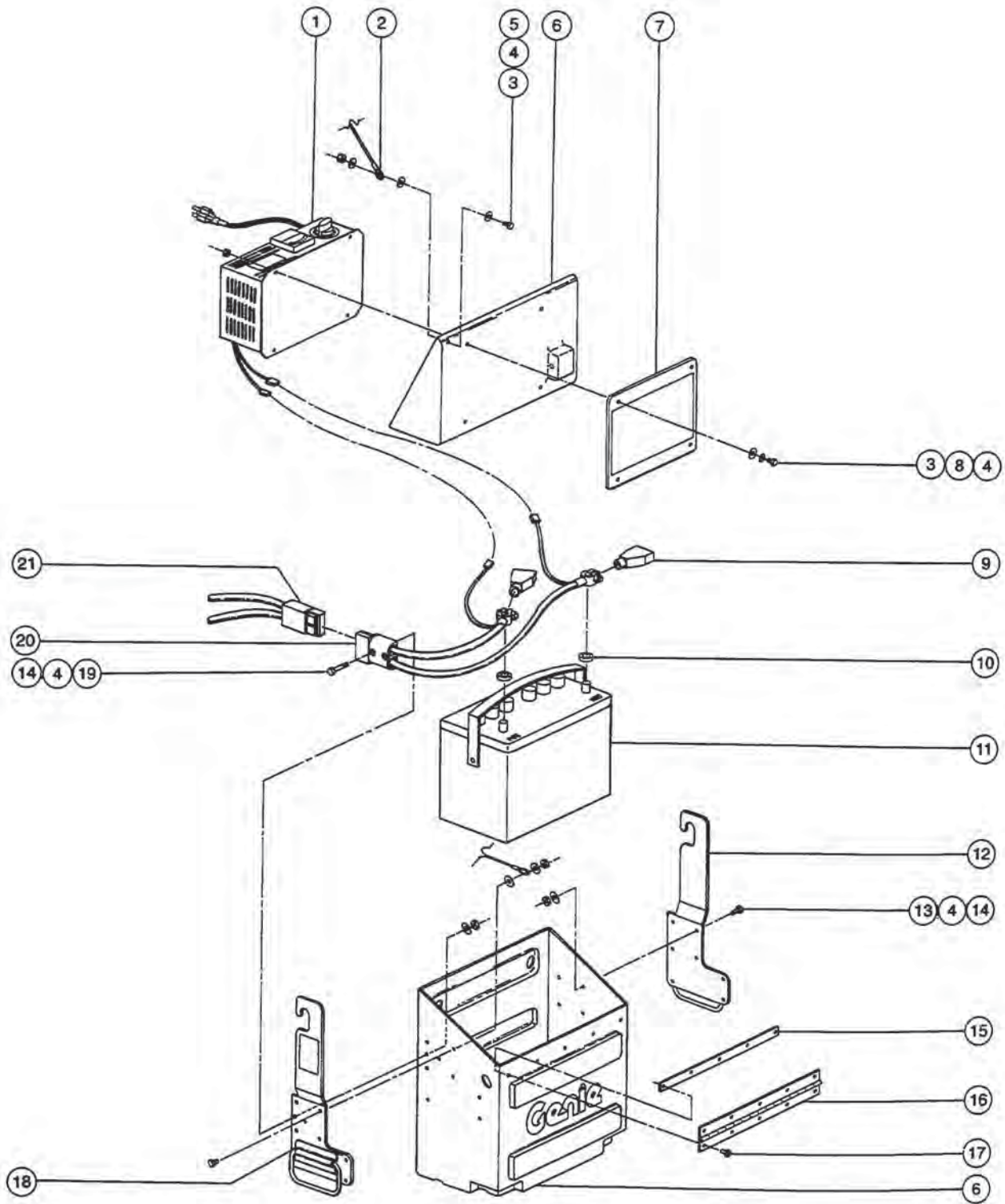


## 408.1 Control Cable Assembly, AWP-30 and 36

Item	Part No.	Description	Qty.
1	23630	RING,RETAINER,EXT.,.375.....	3
2	7268	WASHER,SHIM,.375 X.625X.033 ST.....	12
3	23394	PULLEY,ELEC.CNTRL.CABLE,AWP.	3
4	23670	SPACER, SHEAVE, NYLON.....	3
5	23579	SHEAVE BRACKET WELDMENT....	3
6	31564	POWER CORD,IWP19,GROUND/PLAT.....	1
		<i>AWP-30 (p/n 29582 replaced by p/n 31564)</i>	
6A	29583	POWER CABLE,MAST/PLAT AWPII 36.....	1
7	29584	POWER CABLE,MAST/BASE AWP30/36.....	1
8	6632	OUTLET BOX,OVAL,(LL19).....	1
9	6633	OUTLET BOX CAP.....	1
10	8785	GRD.CONN.,1/2",INSULATED.....	2
		<i>(includes fasteners)</i>	
11	27677	COIL CORD,30 FT.,AWP2.....	1
		<i>AWP-30, 16 gauge (130 mm<sup>2</sup>), 3 conductor SO, 18.5 inches (47 cm)</i>	
11A	27494	COIL CORD,16/6,36 FT.,AWP2.....	1
		<i>AWP-36, 16 gauge (130 mm<sup>2</sup>), 3 conductor SO, 21.5 inches (54.6 cm)</i>	
12	23396	SPRING,CONTROL CABLE, AWP.....	1
13	10597	SCREW,HHC,1/2-13 X 1.25 GR5....	2
14	6198	NUT,NYLOCK,1/2-13.....	2
15	6090	SCREW,HHC,1/4-20 X .75.....	1
16	6091	NUT,NYLOCK,1/4-20.....	1
17	6889	NUT,LP NYLOCK,1/4-20.....	1
18	27483P	PLATE,MOTOR MOUNT,PAINTED,AWP2.....	1
19	23787-S	BRACKET,CONTROL CABLE TENSION.....	1
20	23788	BUSHING,STRAIN RELIEF, 53/64".....	1



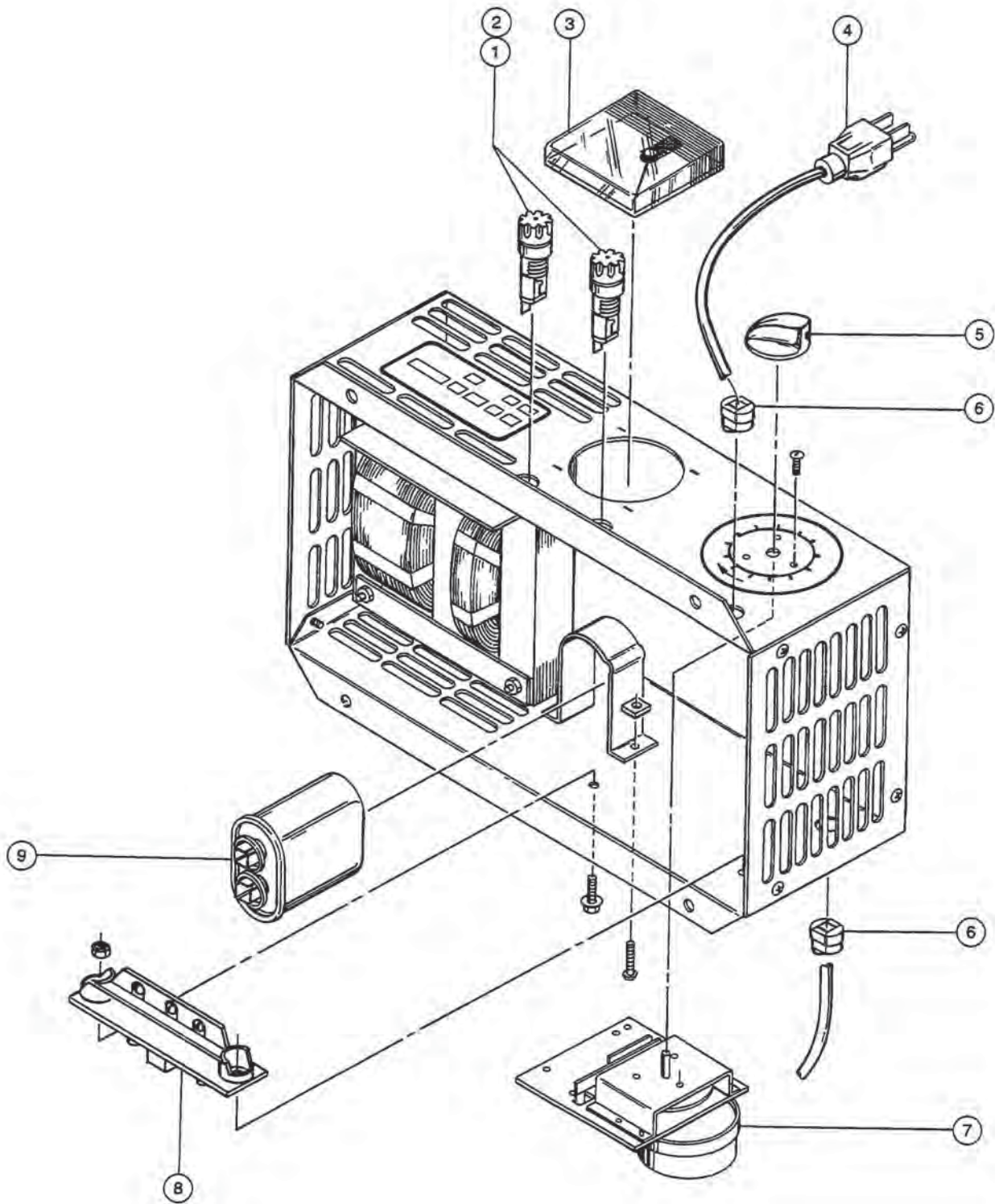
409.1 Battery Pack Assembly



409.1 Battery Pack Assembly

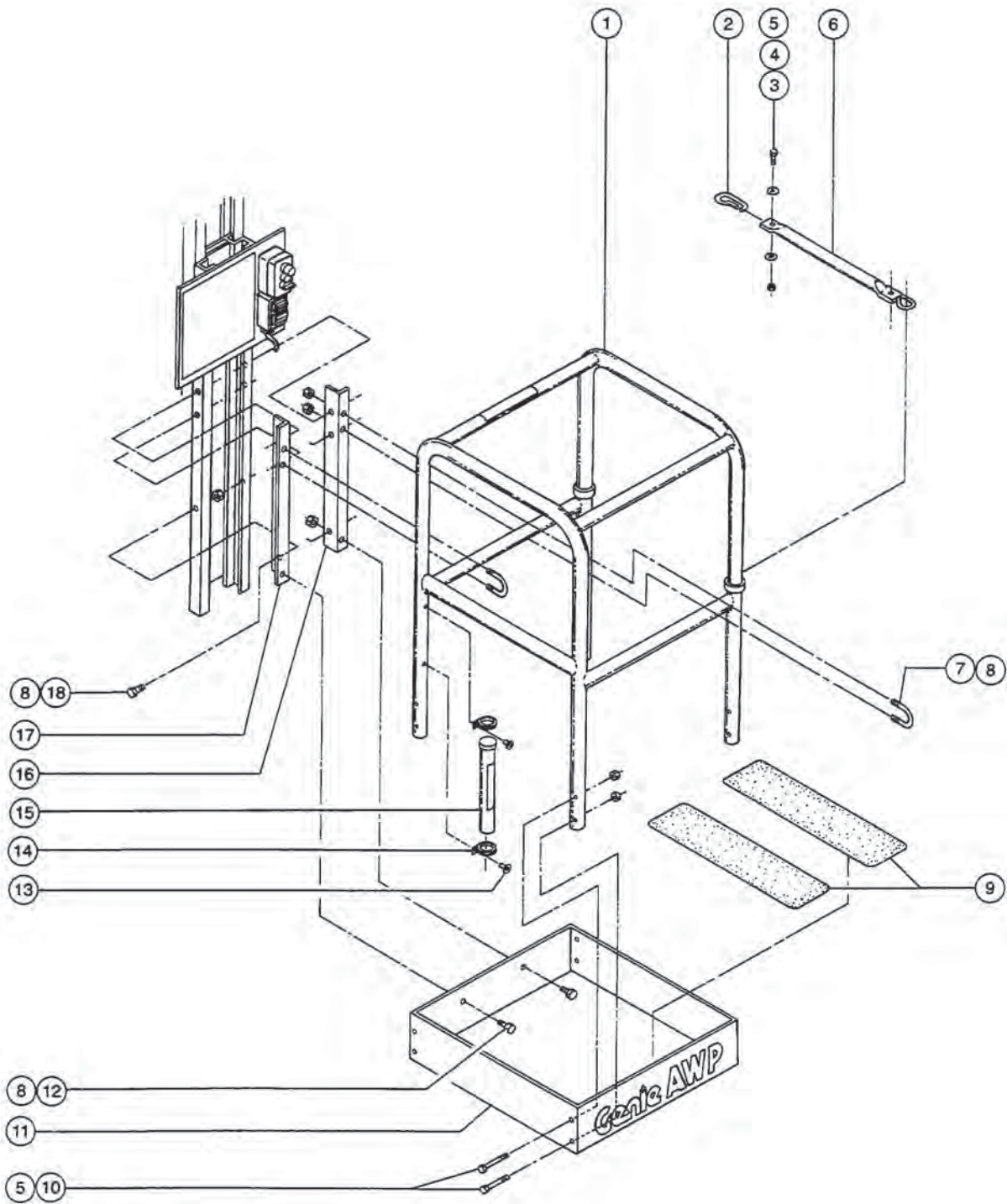
Item	Part No.	Description	Qty.	Item	Part No.	Description	Qty.
--	23513	BATT. PACK, ASSY,AWP 110/60HZ		14	6889	NUT,LP NYLOCK,1/4-20.....	14
--	24202	BATT.PACK,AWP,NO BATT. 110/60		15	24165	PLATE,HINGE BACK-UP.....	1
--	25376	BATT. PAK, ASSY, AWP,110/50		16	23519P	HINGE-PAINTED.....	1
--	25377	BATT. PAK, ASSY AWP,110/50 UK (United Kingdom)		17	11314	RIVET,MAGNALOK,.192 #4.....	10
--	25378	BATT. PAK ASSY,AWP,220/50		18	23633P	HANDLE WELDMENT,LH,PAINTED.....	1
--	25379	BATT. PAK, ASSY, AWP, 230/60		19	6145	SCREW,HHC,1/4-20 X 1.5.....	2
--	25380	BATT.PAK-AWP,W/O BATT.110/50		20	21688	BATT.CABLE ASSY ANDERSON....1 (includes 2 each item 9)	1
--	25381	BATT.PAK-AWP,W/O BATT.110/50UK (United Kingdom)		21	25180	CABLE ASSY,ANDRSN,30" AWP19/24.....	1 (DC Hydraulic Power Unit)
--	25382	BATT.PAK-AWP,W/O BATT.220/50		21A	25181	CABLE ASSY,ANDRSN,48" AWP30/36.....	1 (DC Hydraulic Power Unit)
1	6671	CHARGER,100-115/60,PL(C),AWPS.1 (Lester model no. 6685)					
1A	6688	CHARGER, 100-115/50-PL,PLC,AWP.....1 (Lester model no. 6675)	1				
1B	16794	CHARGER-230/60, PLC STYLE.....1 (Lester model no. 6670)	1				
1C	6851	CHARGER, 200-230/50-PLI,AWP....1 (Lester model no. 6680)	1				
2	33274	CABLE ASSY,BATTERY BOX LID.....	1				
--	2238	CABLE OVAL SLEEVE, 1/16.....	2				
3	6888	SCREW,HHC,1/4-20 X 1.....4 (GR5)	4				
4	6638	WASHER,FLAT,USS,1/4"Y.....	22				
5	6091	NUT,NYLOCK,1/4-20.....	3				
6	24873	BATTERY BOX,DRILLED,AWP.....1 (includes items 2-5 and 15-17)	1				
7	29112	DECAL PLATE,BATTERY BOX.....	1				
8	6356	WASHER,LOCK,.25.....	2				
9	18189	BOOT,BATTERY TERMINAL,RED.....	2				
10	57162	BATTERY TERMINAL PROTECTORS.....2 (p/n 8595 ref;aced by p/n 57162)	2				
11	57159	BATTERY,12V GRP 27,105 AH, DRY.....1 (p/n 23852 ref;aced by p/n 57159)	1				
12	23624P	HANDLE WELDMENT,RH,PAINTED.....	1				
13	6090	SCREW,HHC,1/4-20 X .75.....13 (GR5)	13				

410.1 Battery Charger



Item	Part No.	Description	Qty.
--	16794	CHARGER-230/60, PLC STYLE (Lester model no. 6670)	
--	6671	CHARGER,100-115/60,PL(C),AWPS (Lester model no. 6685)	
--	6688	CHARGER, 100-115/50-PL,PLC,AWP (Lester model no. 6675)	
--	6851	CHARGER, 200-230/50-PLI,AWP (Lester model no. 6680)	
1	20733	FUSE HOLDER,PANEL MOUNTED.....	2
2	45844	FUSE,15 AMP,TYPE 3AG.....	2
3	14809	AMMETER-(6685,6675 CHARGER)**.....	1
4	16369	CORDSET,AC-6671 CHARG.,MD#6685.....	1
4A	17743	CORDSET-AC (6688 CHARGER)....	1
4B	17742	CORDSET-AC (16794 CHARGER).....	1
4C	17741	CORDSET-AC (6851 CHARGER)....	1
--	144161	PLUG,PWR,UK,16AMP,3PIN,BLK...1	
--	6666	PLUG,ELECTRICAL,220/50,NOVON.1	
5	8992	KNOB,TIMER.....	1
6	16364	BUSHING-6671 CHARG.,MOD# 6685.....	2
7	8991	TIMER,12HR,CHARGER MOD.#2002**..... (shown)	1
7A	17740	TIMER-12 HR,230/60(16794 CHGR).....	1
7B	9500	TIMER,12HR,CHARGER MOD.#8563.....	1
8	14450	HEATSINK--MODEL #06685 CHARGER.....	1
9	8924	CAPACITOR,2.0MFD,660 VAC 3820..... (AC)	1

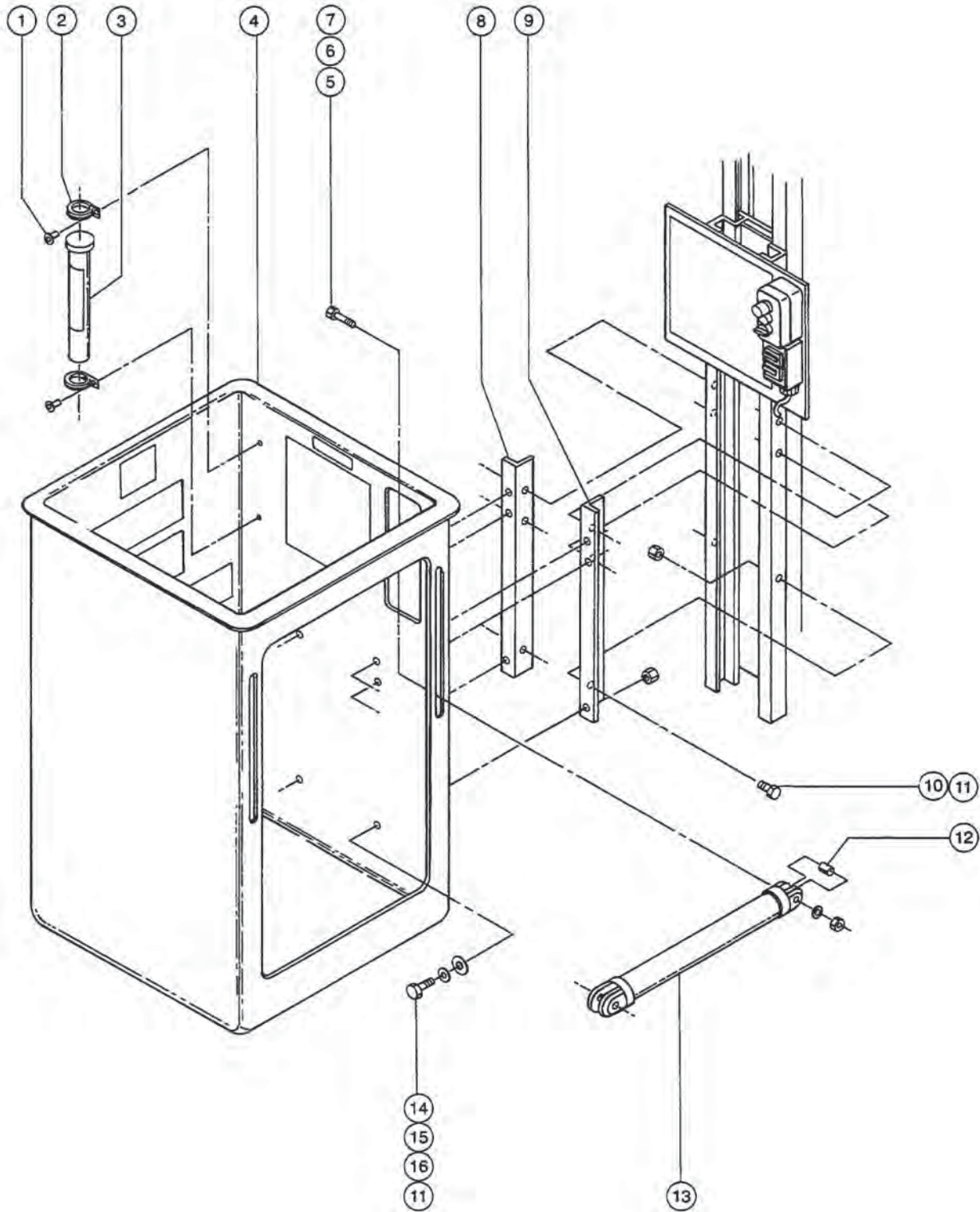
501.1 Aluminum Platform Assembly



501.1 Aluminum Platform Assembly

Item	Part No.	Description	Qty.	Item	Part No.	Description	Qty.
--	29575	PLAT. ASSY,STD,AWP2 <i>(includes items 1-6,9-11, 13-15) (with Decals)</i>		--	27871	MANUAL,OP.INST.,AWP.....1 <i>(from SN 3892-100 to 3893-3886)</i>	
--	29576	PLAT. ASSY,NRW,AWP2 <i>(includes items 1-6,9-11, 13-15) (with Decals)</i>		--	31257	MANUAL,OP,AWP II** <i>(from SN 3893-3887 to 3894-8025)</i>	
--	29577	PLAT. ASSY,STD,EURO,AWP2 <i>(includes items 1-6,9-11, 13-15) (with Decals)</i>		--	31822	CAP,INSTRUCTION TUBE (RED)....1 <i>(p/n 27213 replaced by p/n 31822)</i>	
--	29578	PLAT. ASSY,NRW,EURO,AWP2 <i>(includes items 1-6,9-11, 13-15) (with Decals)</i>		--	33424	MANUAL,OPER.INSTR.,AWP (4TH)** <i>(from SN 3894-8026 to 3895-9068)</i>	
1	23370	RAILING WELDMENT,AWP I & II.....1 <i>(includes items 2-6)</i>		16	27623	PLATFORM MOUNT ANGLE-LH,AWP2.....1	
1A	28139	RAIL WELD.,NRW. PLATFORM.....1 <i>(includes items 2-6)</i>		17	27622	PLATFORM MOUNT ANGLE-RH,AWP2.....1	
1B	29148	RAIL WELD,STD,AWP EURO.....1 <i>(includes items 2-6)</i>		18	6019	SCREW,HHC,3/8-16 X 1.25 GRD 5.....6	
1C	29149	RAILING WELD,NRRW,AWP EURO.....1 <i>(includes items 2-6)</i>					
1D	139450	SLIDING MIDRAIL KIT, NO PAINT.....1 <i>(includes items 2-6)</i>					
2	12443	MIDRAIL GUIDE ( HOOK ).....2					
3	6888	SCREW,HHC,1/4-20 X 1.....2					
4	6638	WASHER,FLAT,USS,1/4"Y.....4					
5	6091	NUT,NYLOCK,1/4-20.....10					
6	53819	TUBE,SLIDING MIDRAIL,20.69 IN.....1 <i>(p/n 12446 replaced by p/n 53819)</i>					
7	6550	U-BOLT,3/8 X 1 YZ.....2					
8	4828	NUT,NYLOCK,3/8-16.....6					
9	24537	TAPE,NON-SKID,DIE CUT,6"X 2'.....2 <i>(15.2x61cm)</i>					
10	6637	SCREW,HHC,1/4-20 X 1.75.....8					
11	27624	TOEBOARD FORMING.....1					
11A	27625	TOEBOARD FORMING,NRRW,AWP2%%.....1					
12	6175	SCREW,HHC,3/8-16 X 1.....2					
13	6271	RIVET,STL,STL.MAN,P,.25 X .25.....2					
14	6653	CLAMP,1.88,#30 X 1/4,RUB CUSH.....2					
15	6600	INSTRUCT.TUBE W/CAPS-1.75 X 12.....1					

502.1 Fiberglass Platform Assembly

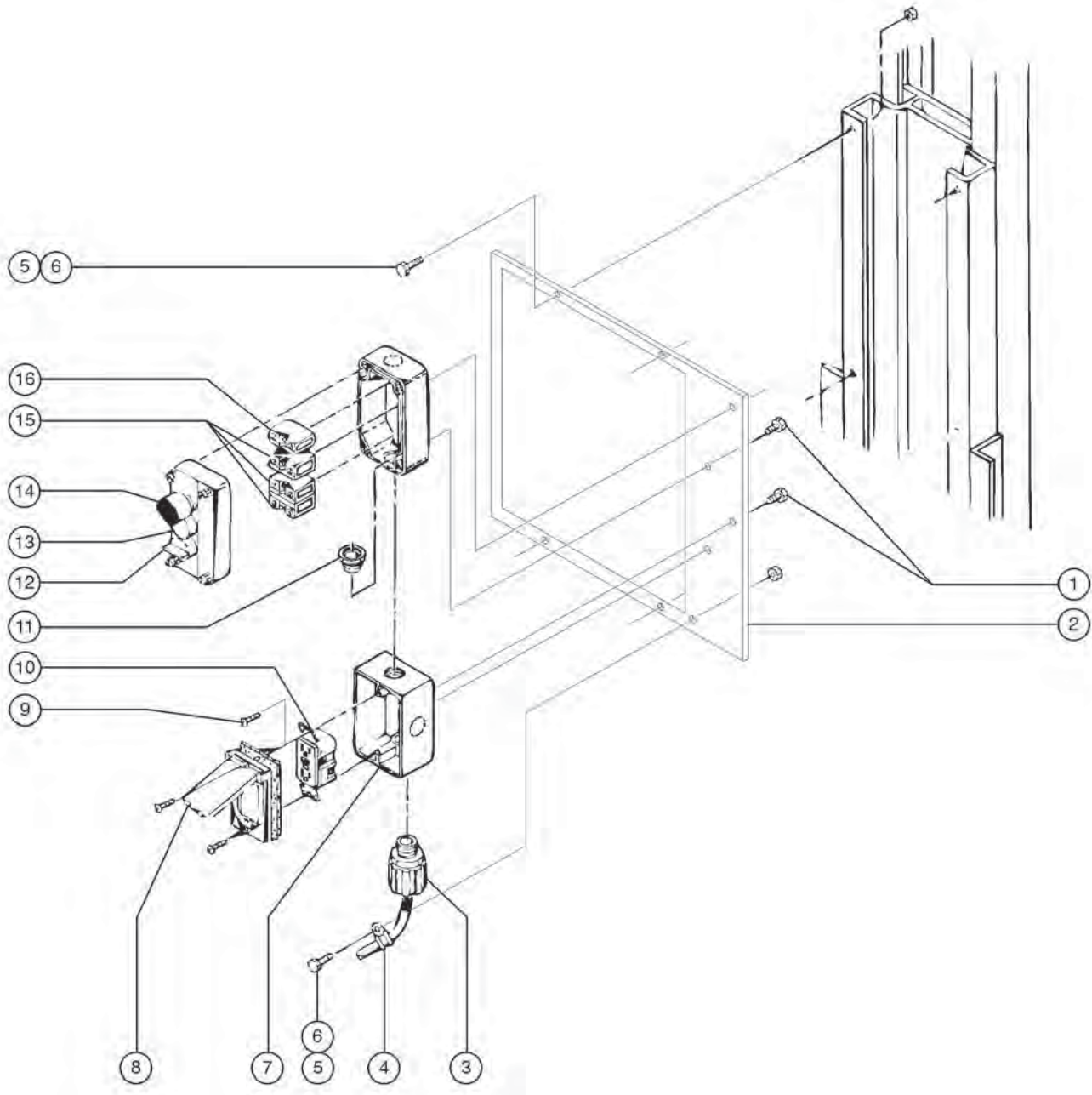


## 502.1 Fiberglass Platform Assembly

Item	Part No.	Description	Qty.
1	6271	RIVET,STL,STL.MAN,P,.25 X .25.....2	
2	6653	CLAMP,1.88,#30 X 1/4,RUB CUSH.....2	
3	6600	INSTRUCT.TUBE W/CAPS-1.75 X 12.....1	
--	31822	CAP,INSTRUCTION TUBE (RED)....1 <i>(p/n 27213 replaced by p/n 31822)</i>	
--	27871	MANUAL,OP.INST.,AWP.....1 <i>(from SN 3892-101 to 3893-3886) (25 pack)</i>	
--	31257	MANUAL,OP,AWP II** <i>(from SN 3893-3887 to 3894-8025)</i>	
--	33424	MANUAL,OPER.INSTR.,AWP (4TH)** <i>(from SN 3894-8026 to 3895-9068)</i>	
4	29579	FIBERGLASS PLATFORM ASSY WITH DECALS.....1 <i>(to S/N 3893-3886) (includes titem 1-7, 12 and 13)</i>	
4A	33749	PLAT ASSY, FIBER (AWP 2/3-IWP) <i>(from S/N 3893-3887) (includes items 1-7, 12 and 13)</i>	
5	6889	NUT,LP NYLOCK,1/4-20.....2	
6	6638	WASHER,FLAT,USS,1/4"Y.....2	
7	58587	SCREW,PPHMS,1/4-20X1.75Z,GR2.2 <i>(replaced 23838)</i>	
8	27622	PLATFORM MOUNT ANGLE-RH,AWP2.....1	
9	27623	PLATFORM MOUNT ANGLE-LH,AWP2.....1	
10	6019	SCREW,HHC,3/8-16 X 1.25 GRD 5.....6	
11	4828	NUT,NYLOCK,3/8-16.....12	
12	8149	SPACER,NYLON .257 X .5 X .75" ....1 <i>(0.65 x 1.3 x 2 cm)</i>	
13	23849	SLIDING MIDRAIL ASSY, FIBER.....1	
14	8178	SCREW,HHC,3/8-16 X 2.5.....6	
15	6097	WASHER,FLAT,USS,3/8",Y.....6	
16	14016	WASHER,FLAT,502 X 1.747 X.04....6	



503.1 Platform Controls



503.1 Platform Controls

Item	Part No.	Description	Qty.	Item	Part No.	Description	Qty.
1	11097	SCREW,PHM,10-32X1,SF.TAP.SLOT.4		--	66812	E-STOP BUTTON	
2	29785	SWITCH MNT.PLATE W/DECAL,AWP.....1	1	--	66818	CONTACT,NC	
3	7057	CONN. SQZ,1/2NPT .39-.56 MED.....1	1	--	66821	BASE,WITHOUT CONTACTS	
4	6833	CLAMP,0.50,#8 X 1/4,RUB CUSH....1	1	15		Ref. Contact Block, N.O. <i>(refer to items 12 or 13)</i>	
5	6090	SCREW,HHC,1/4-20 X .75.....5	5	16		Ref. Contact Block, N.C. <i>(refer to item 14)</i>	
6	6091	NUT,NYLOCK,1/4-20.....5	5				
7	10775	T-BOX,2.75 X 4.5 X 2.0.....1	1				
8	31153	OUTLET CONVERSION KIT.....1 <i>(includes gasket and mounting fasteners)</i>	1				
--	10777	COVER,BLANK.....1 <i>(includes gasket and mounting fasteners)</i>	1				
9	10153	SCREW,PHIL,PHM,6-32X.38,SF.TAP.2					
10	31153	OUTLET CONVERSION KIT.....1 <i>(p/n 10778 replaced by p/n 31153)</i>	1				
11	12456	NIPPLE,1/2" CONDUIT.....1	1				
12	124975	KIT,BLACK SELECTOR SWITCH....1 <i>(this is an update kit which contains the components listed below; the original selector switch is no longer available. If this kit has already been installed on unit, components may be ordered individually)</i>	1				
12	66821	BASE,WITHOUT CONTACTS					
--	66816	CONTACT,N.O.....1	1				
--	80716	SWITCH,SELECTOR,BLACK					
13	124644	KIT,A/IWP/DPL,BKPSH ZA2 TO ZB5 <i>(this is an update kit which contains the components listed below; the original black push button is no longer available. If this kit has already been installed on unit, components may be ordered individually)</i>					
--	66816	CONTACT,N.O.					
--	66821	BASE,WITHOUT CONTACTS					
--	80076	BUTTON,PUSH,BLACK W/SEAL					
14	124641	KIT,ESTOP, A/IWP/DPL <i>(this is an update kit which contains the components listed below; the original E-Stop is no longer available. If this kit has already been installed on unit, components may be ordered individually)</i>					

# Part Number Index

The Part Number Index is a numeric index of all part numbers included in this manual. The index shows what page(s) the part is used on.

Part Number	Page	Part Number	Page	Part Number	Page	Part Number	Page
10153	73	21982	55, 57	25383	65	27851	11, 13, 15
10319	29	22202	21	25395	37	27852	11, 13, 15
10554	51, 53	2238	65	25396	37	27853	15
10597	61, 63	22547	41	25578	21	27854	11, 13, 15
10775	73	22607	17, 21	25611	51, 53	27855	11, 13
10777	73	22959	53	25612	51, 53	27856	15
109689	25	22961	51, 53	25613	51, 53	27857	11, 13
109713	25	23022P	31	25614	51, 53	27858	11, 13
109715	25	23082	57	25615	51	27859	11, 13, 15
11097	57, 73	23370	69	25625	37	27860	13, 15
11314	49, 65	23374	19, 23	25660	49	27863	11, 13
11335	39, 45	23391	39	25661	49	27864	11
11805	57	23394	59, 61, 63	25664	51	27865	11, 13
11944	45	23396	59, 61, 63	25665	53	27866	11, 13
11978	39, 45	23513	65	25666	53	27867	13
12011	49	23519P	65	25669	53	27868	11, 13
12012	31	23578P	37	25670	51, 53	27869	13, 15
12340	49	23579	59, 61, 63	25674	53	27870	11, 13, 15
12344	57	23600P	37	25675	53	27871	69, 71
124163	25	23618	51	25823	35	27872	11, 13
12439	51, 53	23620P	59, 61	25824	35	27873	13
12443	69	23624P	65	25825	35	27874	13
124552	25	23630	59, 61, 63	25826	35	27910	25
12456	73	23633P	65	25827	35	27923	47
124568	25	23644	39	25829	35	27965	11, 13, 15
124569	25	23645	39	25830	35	27966	11, 13
124641	55, 57, 73	23656	11, 13, 15	25970	47	27967	11
124642	55, 57	23670	59, 61, 63	25971	47	27968	11, 13, 15
124644	73	23698	41	25999	11, 13	27969	13
124792	25	23725	11, 13, 15	26355	25	27971	47
124793	25	23787-S	59, 61, 63	27262	57	28139	69
124975	73	23788	59, 61, 63	27338	49	28398	15
13064	47	23849	71	27392	25	28762	27, 29, 31, 39, 45
13741	21	23888	37	27397	57	28777	33, 35
13775	19, 23, 49	23891	37	27398	57	28850	55, 57
13921	49	23899	59, 61	27399	55, 57	28862	55, 57
139450	69	23903	37	27402	21	29014	43
14016	71	23923	17, 57	27412	45	29015	43
14033	45, 47	23968	49	27415	17, 21	29017	39
14219	51, 53	23976	47	27416	21	29018	45
14341	31	24056	49	27474	19, 23	29019	45
144161	49, 55, 57, 67	24085	45	27483P	49, 61, 63	29020	25
14450	67	24133	59	27488	57	29021	25
145137	25	24165	65	27494	63	29022	25
14737	27, 33, 35	24167	35	27587P	41	29112	65
14740	27, 33, 35	24168	35	27589	19, 23	29148	69
14809	67	24169	35	27596	41	29149	69
15513	51, 53	24170	35	27597	41	29388	49
15942	51	24171	35	27609	41, 43	29573	17, 59, 61
16364	67	24172	35	27612	17	29574	61
16369	67	24173	35	27615	25	29575	69
16794	65, 67	24174	35	27616	25	29576	69
17525	45	24202	65	27622	69, 71	29577	69
17560	51	24435P	47	27623	69, 71	29578	69
17740	67	24444	47	27624	69	29579	71
17741	67	24445	47	27625	69	29583	63
17742	67	24537	69	27670P	17, 21	29584	63
17743	67	24600	37	27671	19, 23	29588	53
18189	65	24647	47	27672	49	29589	27
18745	49	24697	39, 45	27676	61	29591	27
19274	17, 21	24873	65	27677	63	29592	29
20630	49	24900	25	27769	39, 45	29593	29
20733	55, 57, 67	25084	45	27773	17, 21	29594	31
21018	17, 21, 57	25085	45	27777	55, 57	29595	27
21019	33, 35, 37, 49	25086	45	27838	13	29596	29
21102	33, 35	25180	65	27839	11, 13	29597	29
21253	41	25181	65	27840	13	29676	31
21279	27, 29, 31, 39, 45	25368	47	27841	11, 13	29677	27
21280	27, 29, 31, 39	25376	65	27842	11, 13	29678	27
21348	37	25377	65	27843	13	29679	29
21437	27, 45	25378	65	27844	13	29680	29
21441	27, 29, 31, 39	25379	65	27845	11, 13	29681	31
21442	27, 29, 31, 39, 45	25380	65	27847	11, 13, 15	29682	31
21443	27, 29, 31, 39, 45	25381	65	27849	11, 13	29683	27
21688	65	25382	65	27850	11, 13	29684	27

Part Number	Page	Part Number	Page	Part Number	Page
29685	29	6054	27, 29, 31, 39	7056	55, 57
29686	29	6082	25	7057	49, 55, 57, 73
29687	31	6090	17, 21, 49, 59,	7108	35
29690	33, 35		61, 63, 65, 73	7132	51
29691	33, 35	6091	17, 21, 25, 37,	7134	51, 53
29692	33, 35		61, 63, 65, 69, 73	7135	51, 53
29693	33, 35	6095	19, 23, 45	7145	35
29694	33, 35	6097	17, 21, 27, 29,	72321	51, 53
29695	35		31, 39, 41, 43, 71	7267	27
29696	35	6145	59, 65	7268	59, 61, 63
29699	17	6175	69	7339	49
29700	17	6180	39, 45	7701	29
29701	49	6198	19, 21, 23, 45,	80076	73
29728	55, 57		47, 61, 63	8018	49
29729	55, 57	6271	39, 43, 45, 69, 71	80716	73
29730	57	6277	19, 23, 39, 45	8072	33, 35
29752	51, 53	6326	43	8073	35
29778	17, 19	6356	17, 21, 39, 49, 65	8149	59, 71
29779	21, 23	6505	27, 29, 31	8152	35
29782	45	6506	33, 35	8153	33, 35
29783	55	6509	33, 35	8177	19, 23
29784	57	6534	33, 35	8178	41, 45, 71
29785	73	6538	33, 35	8214	25
29788	51	6544	27, 29, 31	8516	31, 39, 43, 45
31153	73	6550	69	8519	27, 29, 31, 39, 45
31257	69, 71	6562	55	8525	43
31564	59, 63	6563	19, 21, 23, 27,	8537	55, 57
31822	69, 71		29, 41, 55, 57	8693	51, 53
32398	19, 23	6564	19, 21, 23, 29,	8723	51, 53
32399	19, 23, 49		31, 41	8747	51, 53
33274	65	6571	33, 35	8748	51
33424	69, 71	6584	37	8785	61, 63
33627	17, 21	6587	19, 23, 41	8915	39
33647	21	6595	49, 55, 57	8920	45
33648	21	6599	57	8924	67
33649	21	6600	69, 71	8991	67
33749	71	6607	37, 55, 57	8992	67
33754	51, 53	6610	33, 35	90337	27
33938	43	6611	27, 29, 31	9500	67
35099	27, 29, 31	6632	61, 63		
35512	25	6633	61, 63		
35550	21	6637	69		
35809	21	6638	17, 21, 37, 43,		
37501	27, 29, 31, 39		49, 65, 69, 71		
37947	55, 57	6651	51, 53		
4266	25	6653	69, 71		
43956	49, 55, 57	6666	49, 55, 57, 67		
45546	57	6671	65, 67		
45844	67	66812	55, 57, 73		
4828	17, 19, 21, 23,	66816	55, 57, 73		
	31, 33, 35, 39,	66818	55, 57, 73		
	41, 43, 45, 47,	66821	55, 57, 73		
	69, 71	6688	65, 67		
49364	25	6696	11, 13		
49377	25	6697	11, 13		
5224	17, 21	6714	17, 21		
52943	51, 53	6732	19, 23, 45, 47		
5361	19, 23, 49	6825	17, 21		
53819	69	6833	73		
5397	19, 23, 45	6851	65, 67		
5408	27, 45	6873	33, 35		
57159	65	6884	45		
57162	65	6886	37		
57741	19, 23	6888	65, 69		
57785	19, 23	6889	45, 59, 61, 63,		
57788	41		65, 71		
58091	49	6918	57		
58462	55, 57	6928	31		
58587	71	6929	29		
6019	17, 19, 21, 23,	6930	27, 29		
	41, 43, 69, 71	6935	55, 57		
6021	27, 29, 31, 33,	6947	51, 53		
	35, 39, 43, 45	6948	51, 53		
6034	45	6950	51, 53		
6037	37	6974	51, 53		
6052	39, 45	6977	51, 53		

## Part Description Index

The Part Description Index is an alphabetical index of all part descriptions included in this manual. The index shows what page(s) the part is used on.

**A**

ADAPTER,MOTOR/ENDHEAD,23375.....53  
 AMMETER-(6685,6675 CHARGER)\*\*.....67  
 ASSY,BASE,AWPII,19 & 24.....17, 19  
 ASSY,BASE,AWPII,30 & 36.....21, 23  
 AXLE, IDLER WHEEL .75 X 4.01.....27, 29, 31  
 AXLE,REAR, PLATED, AWP2 ZINC.....19, 23

**B**

BASE,WITHOUT CONTACTS.....55, 57, 73  
 BATT. PACK, ASSY,AWP 110/60HZ.....65  
 BATT. PAK ASSY,AWP,220/50.....65  
 BATT. PAK, ASSY AWP,110/50 UK.....65  
 BATT. PAK, ASSY, AWP, 230/60.....65  
 BATT. PAK, ASSY, AWP,110/50.....65  
 BATT.CABLE ASSY ANDERSON.....65  
 BATT.PACK HANGER ASSY-AWP 2/3.....43  
 BATT.PACK,AWP,NO BATT. 110/60.....65  
 BATT.PAK-AWP,W/O BATT.110/50.....65  
 BATT.PAK-AWP,W/O BATT.110/50UK.....65  
 BATT.PAK-AWP,W/O BATT.220/50.....65  
 BATT.PAK-AWP,W/O BATT.230/60.....65  
 BATTERY BOX HANGER WELD. 19/24.....41  
 BATTERY BOX,DRILLED,AWP.....65  
 BATTERY TERMINAL PROTECTORS.....65  
 BATTERY,12V GRP 27,105 AH, DRY.....65  
 BLOCK, GUIDE, AWP.....17, 21  
 BLOCK-PIVOT STOP BRACKET.....39  
 BOE LUBE.....27  
 BOLT,ROLLER-SHORT STEM,.63.....27, 45  
 BOLT-ROLLER,3/8-24 X 1.69-ZINC.....27, 29, 31, 39  
 BOOT,BATTERY TERMINAL,RED.....65  
 BRACKET,CASTER MNT.....21  
 BRACKET,CONTROL CABLE TENSION.....59, 61, 63  
 BRACKET,DC POWER UNIT MOUNT.....51  
 BRACKET,LOWER MOTOR MTG,19/24.....41  
 BRACKET,PROX SWITCH,AWPII-30\*\*.....21  
 BRACKET,SPRING TERMINATION.....59  
 BRACKET,UPPER MOTOR MTG,19/24.....41  
 BRACKET,WLD, PIVOT SLIDER,AWP.....39  
 BRACKET-CABLE ATTACH., PAINTED.....59, 61  
 BRACKET-SEQ.CABLE, LOWER-BLUE.....37  
 BRACKET-SEQ.CABLE, UPPER-BLUE.....37  
 BREATHER CAP, ALUMINUM PRODUCT.....51, 53  
 BRUSH KIT,15942/29416 MOTOR\*\*\*.....51  
 BUMPER, AWPII TILTBACK.....39, 45  
 BUMPER,1.25",AWP/GLL.....45  
 BUSHING,STRAIN RELIEF, 53/64".....59, 61, 63  
 BUSHING-6671 CHARG.,MOD# 6685.....67  
 BUTTON, .800 O.D. X .281.....27, 29, 31, 39, 45  
 BUTTON,PUSH,BLACK W/SEAL.....73

**C**

CABLE ASSY,ANDRSN,30" AWP19/24.....65  
 CABLE ASSY,ANDRSN,48" AWP30/36.....65  
 CABLE ASSY,BATTERY BOX LID.....65  
 CABLE ASSY,DESCENT SEQUENCE.....37  
 CABLE OVAL SLEEVE, 1/16.....65

CAP,INSTRUCTION TUBE (RED).....69, 71  
 CAPACITOR COVER,22963(EMERSON).....53  
 CAPACITOR,2.0MFD,660 VAC 3820.....67  
 CAPACITOR,430-516MFD(EMERSON).....53  
 CARRIAGE ASSY,AWPII 19,24.....31  
 CARRIAGE ASSY,AWPII 30,36.....31  
 CASTER,PL,SW,5 X 2, 750 LBS.....19, 23  
 CASTER-PL,SWVL.LOC,W/SB-5 X 2.....45  
 CHAIN ASSY, NO.2,AWPII 19/24.....33, 35  
 CHAIN ASSY, NO.3, AWPII 19/24.....33, 35  
 CHAIN ASSY,NO.1,AWPII 19/24.....33, 35  
 CHAIN ASSY,NO.1,AWPII 30.....35  
 CHAIN ASSY,NO.1,AWPII 36.....35  
 CHAIN ASSY,NO.2,AWPII 30.....35  
 CHAIN ASSY,NO.2,AWPII 36.....35  
 CHAIN ASSY,NO.3,AWPII 30.....35  
 CHAIN ASSY,NO.3,AWPII 36.....35  
 CHAIN ASSY,NO.4,AWPII.....35  
 CHAIN ASSY,NO.4,AWPII 30.....35  
 CHAIN ASSY,NO.4,AWPII 36.....35  
 CHAIN MEDIUM, (BL-423) 84.5".....35  
 CHAIN MEDIUM, (BL-423)-70.5".....33, 35  
 CHAIN TERM,UPPER,NO.1.....33, 35  
 CHAIN TERM-UPR(1 SLOT MED)ZINC.....33, 35  
 CHAIN TERM-UPR(1 SLOT SM)-ZINC.....35  
 CHAIN, LARGE, (AL-444),102.5".....35  
 CHAIN, LARGE, (AL-444)-70.5".....33, 35  
 CHAIN, LARGE, (AL-444)-83.5".....35  
 CHAIN, MEDIUM, (BL-423),103.5".....35  
 CHAIN, SMALL, (AL-422),103.5".....35  
 CHAIN, SMALL, (AL-422),84.5".....35  
 CHAIN, SMALL, (AL-422)-70.5".....35  
 CHAIN-LARGE(AL-444)-103.5".....35  
 CHAIN-LARGE(AL-444)-69.5".....33, 35  
 CHAIN-LARGE(AL-444)-84.5".....35  
 CHARGER, 100-115/50-PL,PLC,AWP.....65, 67  
 CHARGER, 200-230/50-PLI,AWP.....65, 67  
 CHARGER,100-115/60,PL(C),AWPS.....65, 67  
 CHARGER-230/60, PLC STYLE.....65, 67  
 CHECK CAP & SEAL RING--STONE.....51, 53  
 CLAMP,0.50,#8 X 1/4,RUB CUSH.....73  
 CLAMP,1.88,#30 X 1/4,RUB CUSH.....69, 71  
 CLEVIS BLOCK-4 SLOT STL.CASTG.....27, 33, 35  
 CLIP, GIBSON GRIP.....49  
 CLIP,HAIR PIN .125 X 2.....41  
 COIL CORD,16/6,36 FT.,AWP2.....63  
 COIL CORD,16/6,AWP2.....61  
 COIL CORD,30 FT.,AWP2.....63  
 COIL,12VDC,25048 N.O.VALVE.....51, 53  
 CONN,SQUEEZE,1/2NPT .38-.50,SM.....55, 57  
 CONN. SQZ,1/2NPT .39-.56 MED.....49, 55, 57, 73  
 CONN. SQZ,1/2NPT .5-.625,90DEG.....17, 57  
 CONN. SQZ,1/2NPT-1/4,2 HOLE.....17, 21  
 CONTACT,N.O.....55, 57, 73  
 CONTACT,NC.....55, 57, 73  
 CONTACTOR, 25 AMP, 12 VOLT DC.....57  
 CORDSET,AC-6671 CHARG.,MD#6685.....67  
 CORDSET-AC (16794 CHARGER).....67  
 CORDSET-AC (6688 CHARGER).....67  
 CORDSET-AC (6851 CHARGER).....67  
 COUNTERWEIGHT-AWP,PAINTED19/24.....41  
 COUPLER,19119 POWER UNIT.....53  
 COUPLER,MTR.,DU-1007 (13998)\*\*.....51  
 COUPLING,ROD,3/8-24.....39, 45

COVER ASSY,SUCTION.....51, 53  
 COVER, EMERG. LOWER HANDLE.....51, 53  
 COVER, LOWER J-BOX.....17, 21  
 COVER,BLANK.....73  
 COVER,MOTOR W/DECALS, AWP 2\*\*\*.....49  
 COVER,REAR BASE-PAINTED, AWP2.....17, 21  
 CYLINDER MOUNT ANGLE SET, AWP2.....19, 23  
 CYLINDER,HYD,AWP2 19/24.....49  
 CYLINDER,HYD.,AWP30.....49  
 CYLINDER,HYD.,AWP36.....49

**D**

DECAL KIT,AC POWER AWP II.....11, 13  
 DECAL KIT,AWPII,19/24 BASE.....11  
 DECAL KIT,AWPII,30/36 BASE.....13  
 DECAL KIT,DC POWER AWP II.....11, 13, 15  
 DECAL KIT,PLATFORM, AWP II.....11, 13, 15  
 DECAL PLATE W/DECAL,TILTBACK.....45  
 DECAL PLATE,BATTERY BOX.....65  
 DECAL,100-115V./60 HZ.".....11, 13  
 DECAL,230V./50 HZ.".....11, 13  
 DECAL,AC EXTENSION.....11, 13  
 DECAL,BUBBLE LEVEL\*\*\*.....11, 13  
 DECAL,CHARGER INSTRUCTIONS.....15  
 DECAL,COMPONENT DAMAGE.....15  
 DECAL,COMPONENT DAMAGE,CAP.....11, 13  
 DECAL,DANGER,FAIL.READ,1.5X5.....11, 13, 15  
 DECAL,DANGER-BATTERY SAFETY.....15  
 DECAL,DANGER-TIP OVER.....11, 13  
 DECAL,ELECTROCUTION HAZARD...11, 13, 15  
 DECAL,EMERG.LOWER/COLLISION.....11, 13  
 DECAL,FUSE LOCATION.....11, 13  
 DECAL,FUSE LOCATION (DC).....11, 13  
 D E C A L , G E N E R A L SAFETY/OPERATION.....11, 13, 15  
 DECAL,GENIE AWP.....11, 13, 15  
 DECAL,GROUND CONTROL,AWP2.....11, 13  
 DECAL,INSERT PIN.....13  
 DECAL,LOAD SHIFT HAZARD.....11, 13  
 DECAL,LOADING PIVOT.....11, 13  
 DECAL,LOCK PIN.....13  
 DECAL,LOWER STOP BRACKET.....11  
 DECAL,MAINTAIN GRASP.....13  
 DECAL,MAX. CAPACITY 250 LBS.....13, 15  
 DECAL,MAX. CAPACITY 300 LBS.....11, 13, 15  
 DECAL,MAX. LOAD 250 LBS.....13, 15  
 DECAL,MAX.CAPACITY(GUARD RAIL).....11, 13, 15  
 DECAL,PRE-OPERATION.....11, 13, 15  
 DECAL,SLIDING T-HANDLE.....11, 13  
 DECAL,STOP BRACKET.....11, 13  
 DECAL,STRUT SOCKET.....13  
 DECAL,SWIVEL LOCK.....13  
 DECAL,TILTBACK OPERATION.....13  
 DECAL,TILTBACK STRUT.....13  
 DECAL,TIP OVER HAZARD.....11, 13  
 DECAL,TRANSPORT INSTRUCT,AWP2.....11, 13, 15  
 DECAL,TRANSPORT TIE DOWN.....11, 13  
 DECAL,USE DEXRON II.....11, 13

**E**

E-STOP BUTTON.....55, 57, 73  
 ELBOW,070202-4-4.....49  
 ELBOW,070220-4-4.....49  
 ELBOW,070220-4-6.....49  
 ELBOW,STREET,GALV.,3/8 NPT.....51, 53  
 END HEAD MANIFOLD,23400 PWR.UN.....51, 53

**F**

FIBERGLASS PLATFORM ASSY WITH DECALS.....71  
 FILLER STRIP,#4 COL.BOTTOM-5.....33, 35  
 FILLER STRIP,(COL.#4 TOP)--3".....35  
 FILTER, PICK-UP, 149 MICRON\*\*.....51, 53  
 FLAP,MAST COVER-4 SECT.MAST.....37  
 FLAP,MAST COVER-5 SECT.MAST.....37  
 FOOTPAD SERVICE KIT.....25  
 FUSE HOLDER,PANEL MOUNTED.....55, 57, 67  
 FUSE,1 AMP.....57  
 FUSE,15 AMP,TIME DELAY.....57  
 FUSE,15 AMP,TYPE 3AG.....67  
 FUSE,5 AMP.....55, 57

**G**

GAS SPRING TILT BACK.....47  
 GAS STRUT MOUNT BLOCK,LOWER.....47  
 GAS STRUT MOUNT BLOCK,UPPER.....47  
 GAUGE,OIL SIGHT,19119 MTR.....51, 53  
 GRD.CONN.,1/2",INSULATED.....61, 63  
 GROMMET,RUBBER .38 X .13 X .63.....47  
 GROUND CNTRL.BOX W/DECALS,AC.....57  
 GROUND CNTRL.BOX W/DECALS,DC.....55

**H**

HANDLE BALL KNOB.....25  
 HANDLE GRIP, RUBBER .75 X 4.5.....19, 23, 41  
 HANDLE WELDMENT,LH,PAINTED.....65  
 HANDLE WELDMENT,RH,PAINTED.....65  
 HANDLE,LEVELING JACK,SHRT-ZINC.....25  
 HEATSINK ASSY W/DIODES (23442).....57  
 HEATSINK--MODEL #06685 CHARGER.....67  
 HINGE-PAINTED.....65  
 HOSE ASSY,AWP30/36.....49  
 HYDRAULIC HOSE ASSY,AWPII19,24.....49

**I**

IDLER WHEEL W/BEARING-LG.....27, 29  
 IDLER WHEEL W/BEARING-MEDIUM.....29  
 IDLER WHEEL W/BEARING-SM.....31  
 INSTRUCT.TUBE W/CAPS-1.75 X 12.....69, 71

**K**

KEY,SINGLE\*\*\*.....55, 57  
 KEYS,10 PACK\*\*\*.....55, 57  
 KEYSWITCH,2POS.MNTND W/BASE\*\*.....55, 57  
 KIT,A/IWP/DPL,BKPSH ZA2 TO ZB5.....73  
 KIT,BLACK SELECTOR SWITCH.....73  
 KIT,ESTOP, A/IWP/DPL.....55, 57, 73  
 KIT,FOOTPAD,AWP.....25  
 KIT,KEYSWITCH, A/IWP/DPL,2PKS.....55, 57  
 KNOB,TIMER.....67

**L**

LED W/RES 12VDC GREEN 16"LEAD.....55, 57  
 LEVEL,BUBBLE.....17, 21  
 LEVELING JACK ASSEMBLY,AWP\*\*\*.....25  
 LEVELING JACK CASTING,AWP.....25  
 LEVELING ROD.....25  
 LEVER, MANUAL RELEASE.....51, 53  
 LOCKNUT,ELEC,1/2".....55, 57  
 LOWER CHAIN TERM WELD.#3 WIDE.....33, 35  
 LOWER CHAIN TERM WELD.#4 NARRW.....33, 35  
 LOWER CHAIN TERMINAL,LARGE.....33, 35  
 LOWER CHAIN TERMINAL,MEDIUM.....33, 35  
 LOWER CHAIN TERMINAL,SMALL.....35  
 LOWER J-BOX.....17  
 LOWER MTR.MT BRKT.WELD,30/36.....43

**M**

MAGNET,NEODYMIUM,.25 X .125 %%.....25  
 MANUAL,OP,AWP II\*\*.....69, 71  
 MANUAL,OP,INST.,AWP.....69, 71  
 MANUAL,OPER.INSTR.,AWP (4TH)\*\*.....69, 71  
 MAST BRACE,LH,AWPII 19,24.....17  
 MAST BRACE,LS FRONT,AWP2,30/36.....21  
 MAST BRACE,LS REAR,AWP2,30/36.....21  
 MAST BRACE,R.S.FRNT,AWP30/36.....21  
 MAST BRACE,RH,AWPII 19,24.....17  
 MAST BRACE,RS REAR,AWP2,30/36.....21  
 MAST COVER WELDMENT,AWP.....37  
 MAST SECTION#2, AWPII-19.....27  
 MAST SECTION,#1, AWPII-19/24.....27  
 MAST SECTION,#1, AWPII-30.....27  
 MAST SECTION,#1, AWPII-36.....27  
 MAST SECTION,#2, AWPII 24.....27  
 MAST SECTION,#2, AWPII 30.....27  
 MAST SECTION,#3, AWPII 24.....29  
 MAST SECTION,#3, AWPII 30.....29  
 MAST SECTION,#3, AWPII 36.....29  
 MAST SECTION,#3, AWPII-19.....29  
 MAST SECTION,#4, AWPII-19.....29  
 MAST SECTION,#4, AWPII-24.....29  
 MAST SECTION,#4, AWPII-30.....29  
 MAST SECTION,#4, AWPII-36.....29  
 MAST SECTION,#5, AWPII 24.....31  
 MAST SECTION,#5, AWPII 30.....31  
 MAST SECTION,#5, AWPII 36.....31  
 MAST SECTION,NO.2,AWPII 36.....27  
 MIDRAIL GUIDE ( HOOK ).....69  
 MOTOR KIT-STONE 12V DC REPLA\*\*.....51  
 MOTOR,115/230V,60/60HZ (27472).....53

**N**

NIPPLE,1/2" CONDUIT.....73  
 NUT,HEX,10-24.....37  
 NUT,HEX,10-32.....51, 53  
 NUT,HEX,3/8-24.....27, 29, 31, 39  
 NUT,HEX,5/16-18,GR5.....37  
 NUT,HEX,JAM,1/2-13.....45  
 NUT,HEX,M10X1.5.LP.....25  
 NUT,LOCK,3/8-16.....31  
 NUT,LP NYLOCK,1/4-20.....45, 59, 61, 63, 65, 71  
 NUT,LP NYLOCK,3/8-24.....27, 45  
 NUT,NYLOCK,1/2-13.....19, 21, 23, 45, 47, 61, 63

NUT,NYLOCK,1/4-20.....17, 21, 25, 37, 61, 63, 65, 69, 73  
 NUT,NYLOCK,3/8-16.....17, 19, 21, 23, 31, 33, 35, 39, 41, 43, 45, 47, 69, 71  
 NUT,NYLOCK,6-32.....57  
 NUT,NYLOCK,M10X1.5.....25  
 NUT,NYLOCK,M6X1.00.....25  
 NUT,NYLOCK,M8X1.25.....47  
 NUT,SOLENOID VALVE.....51, 53

**O**

O-RING,17560/25674 PUMP.....51, 53  
 O-RING,RESERVIOR,DC.....51, 53  
 OUTLET BOX CAP.....61, 63  
 OUTLET BOX,OVAL,(LL19).....61, 63  
 OUTLET CONVERSION KIT.....73  
 OUTRIGGER ASSEMBLY, AWP-36/39.....25  
 OUTRIGGER ASSEMBLY,AWPII 19/24.....25  
 OUTRIGGER ASSEMBLY,AWPII 30.....25  
 OUTRIGGER ASSEMBLY,AWPII 36.....25  
 O U T R I G G E R S T O R A G E  
 WELD-STD,AWP.....41, 43  
 OUTRIGGER TUBE,AWP36/39.....25  
 OUTRIGGER,DRILLED, AWP2 19/24.....25  
 OUTRIGGER,DRILLED, AWP2 30FT.....25  
 OUTRIGGER,DRILLED, AWP2 36FT.....25

**P**

PIN,CLEVIS,.75 X 3 LG.....19, 23  
 PIN,CLEVIS,1 X 3 LG.....19, 23, 49  
 PIN,COTTER,.125 X 1.5.....19, 23, 49  
 PIN,GROOVED-.200 X .75\*.....33, 35  
 PIN,LOCK,SHORT W/PULL RING.....19, 23, 39, 45  
 PIN,OUTRIGGER LOCK.....17, 21  
 PIN,ROLL,.188 X 1.25\*.....41  
 PIN,ROLL,.25 X .625.....21  
 PIVOT RETAINER HOOK \*\*.....39, 45  
 PIVOT STOP BRACKET,AWP2 30/36.....45  
 PIVOT WELD W/RUBBR,AWPII 19/24.....39  
 PIVOT WELD W/RUBR,AWP2 30/36.....45  
 PLAT ASSY, FIBER (AWP 2/3-IWP).....71  
 PLAT. ASSY,NRW,AWP2.....69  
 PLAT. ASSY,NRW,EURO,AWP2.....69  
 PLAT. ASSY,STD,AWP2.....69  
 PLAT. ASSY,STD,EURO,AWP2.....69  
 PLATE,FOOTPAD RETAINER.....25  
 PLATE,FUSE ANTI-ROTATION.....55, 57  
 PLATE,HINGE BACK-UP.....65  
 P L A T E , M O T O R  
 MOUNT,PAINTED,AWP2.....49, 61, 63  
 PLATE,SHAFT SUPPORT,ZINC PLTD.....27, 29, 31  
 PLATE-PIVOT STOP BRACKET.....39  
 PLATFORM MOUNT ANGLE-LH,AWP2.....69, 71  
 PLATFORM MOUNT ANGLE-RH,AWP2.....69, 71  
 PLUG,ELECTRICAL,220/50,NOVON.....49, 55, 57, 67  
 PLUG,ELECTRICAL,DOMESTIC.....49, 55, 57  
 PLUG,PIPE,STL,SQ HEAD,3/8.....51, 53  
 PLUG,PWR,UK,16AMP,3PIN,BLK.....49, 55, 57, 67  
 POWER CABLE,GRD TO BASE.....55, 57  
 POWER CABLE,GRD TO PLAT.....55, 57  
 POWER CABLE,MAST/BASE.....17, 59, 61  
 POWER CABLE,MAST/BASE AWP30/36.....63

## Part Description Index (continued)

POWER CABLE,MAST/PLAT.....61  
 POWER CABLE,MAST/PLAT AWP11 36.....63  
 POWER CORD,IWP19,GROUND/PLAT.....59,  
 63  
 POWER UNIT,DC.....51  
 PROX SWITCH W/INSTALL INST.....17, 21  
 PULLEY,ELEC.CNTRL.CABLE,AWP.....59, 61,  
 63  
 PULLEY-SEQUENCING-NYLATRON.....37  
 PUMP ASSY,PZ-0.8.....53  
 PUMP KIT-DB1005,06.....51  
 PUMP MOTOR SOLENOID.....51

**R**

RAIL WELD,STD,AWP EURO.....69  
 RAIL WELD.,NRW. PLATFORM.....69  
 RAILING WELD,NRRW,AWP EURO.....69  
 RAILING WELDMENT,AWP I & II.....69  
 RELAY,SPDT,12V(AUTO)\*\*.....17, 21  
 RELAY,TIME DELAY,0.7SEC.12VDC.....57  
 RELIEF VALVE KIT\*\*.....51, 53  
 RESERVOIR,23375/27472 PWR.UNIT.....53  
 RESERVOIR,3 QUART,23400 PWR UN.....51  
 RING,RETAINER,EXT.,375.....59, 61, 63  
 RIVET,ALUM,ALUM,P.,156 X .375.....45  
 RIVET,MAGNALOK,.192 #4.....49, 65  
 RIVET,STL,STL.MAN,P.,25 X .25.....39, 43, 45,  
 69, 71  
 ROLLER KIT (OVERSIZE) QTY 20.....27, 29,  
 31  
 ROLLER KIT(OVERSIZE) QTY 1.....27, 29, 31,  
 39  
 ROLLER, NYLATRON, 1.525 O.D.....27, 29,  
 31, 39, 45

**S**

SCREW,BHHS,1/4-20 X .5,Y/ZINC.....49  
 SCREW,FHM,10-32 X 1.....33, 35  
 SCREW,FHS,1/4-20 X .5 BLACK.....37  
 SCREW,FHS,1/4-20 X 1.5.....27, 33, 35  
 SCREW,FHS,3/8-16 X 2 GRD.8.....33, 35  
 SCREW,FILLISTER HM,10-32 X .75.....55, 57  
 SCREW,HHC CABLE RETAINER.....37  
 SCREW,HHC,1/2-13 X 1.25 GR5.....61, 63  
 SCREW,HHC,1/2-13 X 1.5.....19, 23  
 SCREW,HHC,1/2-13 X 3.25.....19, 23, 45, 47  
 SCREW,HHC,1/4-20 X .5.....49  
 SCREW,HHC,1/4-20 X .75.....17, 21, 49, 59,  
 61, 63, 65, 73  
 SCREW,HHC,1/4-20 X 1.....65, 69  
 SCREW,HHC,1/4-20 X 1.25.....39  
 SCREW,HHC,1/4-20 X 1.5.....59, 65  
 SCREW,HHC,1/4-20 X 1.75.....69  
 SCREW,HHC,1/4-20 X 2.....25  
 SCREW,HHC,1/4-20 X 2.5.....45  
 SCREW,HHC,10-24 X .75.....51, 53  
 SCREW,HHC,12-24 X.31".....51, 53  
 SCREW,HHC,3/8-16 X 1.....69  
 SCREW,HHC,3/8-16 X 1.25 GRD 5.....17, 19,  
 21, 23, 41, 43, 69, 71  
 SCREW,HHC,3/8-16 X 1.50,GR5.....31, 39, 43,  
 45  
 SCREW,HHC,3/8-16 X 2.....17, 21  
 SCREW,HHC,3/8-16 X 2.5.....41, 45, 71  
 SCREW,HHC,3/8-16 X 2.75.....45, 47  
 SCREW,HHC,3/8-16 X 3.....43  
 SCREW,HHC,M6 X 40.....25  
 SCREW,HHC,M6-12MM.....25

SCREW,HHS,3/8-24 X .5,ZINC.....27, 29, 31  
 SCREW,HHW,8-32 X .5.....51, 53  
 SCREW,PHIL,PHM,10-24 X.38,SEMS.....17,  
 21, 57  
 SCREW,PHIL,PHM,10-24 X.5,SEMS.....33, 35,  
 37, 49  
 SCREW,PHIL,PHM,6-32X.38,SF.TAP.....73  
 SCREW,PHM,10-32X1,SF.TAP.SLOT.....57, 73  
 SCREW,PPHMS,1/4-20X1.75Z,GR2.....71  
 SCREW,RHM,6-32 X .5.....57  
 SCREW,SHC,1/2-13 X 2.25 \*\*\*.....21  
 SCREW,SHC,M10X1.5X55.....25  
 SCREW,SHS,10-24 X .625.....37  
 SCREW,SHS,3/8-16 X .5.....39, 45  
 SEAL KIT,24056 & 23968 CYLINDER.....49  
 SEAL KIT,AWP,IWP HYD.CYLINDER.....49  
 SHEAVE BRACKET WELDMENT.....59, 61, 63  
 SHIM,.75 X.45 X.016.....27, 29, 31, 39  
 SHIM,.75 X.45 X.032.....27, 29, 31, 39, 45  
 SHIM,.75 X.45 X.064.....27, 29, 31, 39, 45  
 SLIDING MIDRAIL ASSY, FIBER.....71  
 SLIDING MIDRAIL KIT, NO PAINT.....69  
 SOLENOID MTG. BRACKET.....51, 53  
 SOLENOID MTG. BRKT. SIDE COVER.....51,  
 53  
 SOLENOID, STONE, DC.....51, 53  
 SPACER, IDLER WHEEL.....31  
 SPACER, IDLER WHEEL "CONDUIT".....29  
 SPACER, SHEAVE, NYLON.....59, 61, 63  
 SPACER, SLEEVE, .25 X.44 X.058.....59, 61  
 SPACER,NYLON .257 X .5 X .75".....59, 71  
 SPRING & BALL (CHECK) STONE,DC.....51,  
 53  
 SPRING HOUSING,AWP TILT-BACK.....45  
 SPRING PLUNGER.....45  
 SPRING PLUNGER,AWP TILT-BACK.....45  
 SPRING,AWP TILT-BACK.....45  
 SPRING,CONTROL CABLE, AWP.....59, 61,  
 63  
 SPRING,TILTBACK,PAINTED.....47  
 STAB.RET.PIN ASSY,DPL / AWP.....43  
 STIFFENER, MOTOR COVER, AWP2.....49  
 STRAP, MOTOR TERMINAL.....51  
 SWITCH MNT.PLATE W/DECAL,AWP.....73  
 SWITCH,SELECTOR,BLACK.....73

**T**

T-BOX,2.75 X 4.5 X 2.0.....73  
 T-HANDLE WELD.,PLATED,AWP2.....19, 23  
 TAPE,NON-SKID,DIE CUT,6"X 2'.....69  
 TERMINAL STRIP.....55, 57  
 TILT HOLD DOWN BAR, PAINTED.....31  
 TILTBACK FRAME W/DECALS 30/36.....45  
 TILTBACK HINGE,LEFT SIDE WELD.....21  
 TILTBACK HINGE,RIGHT SIDE WELD.....21  
 TILTBACK SHOCK ASSY,AWP30.....47  
 TILTBACK SHOCK ASSY,AWP36.....47  
 TIMER,12HR,CHARGER MOD.#2002\*\*.....67  
 TIMER,12HR,CHARGER MOD.#8563.....67  
 TIMER-12 HR,230/60(16794 CHGR).....67  
 TOEBOARD FORMING.....69  
 TOEBOARD FORMING,NRRW,AWP2%.....69  
 TRANSFORMER,(27396),AWP11.....57  
 TUBE,GAS SPRING,LOWER, PLATED.....47  
 TUBE,SLIDING MIDRAIL,20.69 IN.....69

**U**

U-BOLT,3/8 X 1 YZ.....69

UPPER MTR.MT BRKT.WELD,30/36.....43

**V**

VALVE,CART(ONLY)(33535.....51, 53  
 VALVE,FLOW CONTROL A8-2401-00.....49  
 VALVE,RELEASE CARTRIDGE,STONE.....51,  
 53

**W**

WASHER,FLAT,625 HARDENED.....47  
 WASHER,FLAT,1.063 X 2 X .134.....19, 23, 49  
 WASHER,FLAT,502 X 1.747 X.04.....71  
 WASHER,FLAT,MS,#6,Y.....57  
 WASHER,FLAT,NYLON.515X.88X.093.....39,  
 45  
 WASHER,FLAT,USS,1/2",Y.....19, 23, 45  
 WASHER,FLAT,USS,1/4"Y.....17, 21, 37, 43,  
 49, 65, 69, 71  
 WASHER,FLAT,USS,3/8",Y.....17, 21, 27, 29,  
 31, 39, 41, 43, 71  
 WASHER,FLAT,USS,5/16",Y.....19, 23, 45  
 WASHER,LOCK SPLIT,6MM,11.8MM.....25  
 WASHER,LOCK,#10 PLTD.....37, 55, 57  
 WASHER,LOCK,.25.....17, 21, 39, 49, 65  
 WASHER,LOCK,.313.....37  
 WASHER,LOCK,.375.....27, 29, 31, 33, 35, 39,  
 43, 45  
 WASHER,SHIM,.375 X.625X.016 AL.....27  
 WASHER,SHIM,.375 X.625X.033 ST.....59, 61,  
 63  
 WASHER,SHIM,.5 X .875 X .033.....27, 29, 31,  
 39, 45  
 WASHER,SHIM,.5 X .875 X .063.....39, 45  
 WASHER,SHIM,.75 X 1.125 X.030.....19, 21,  
 23, 27, 29, 41, 55, 57  
 WASHER,SHIM,.765X1.312 X.093\*\*.....19, 21,  
 23, 29, 31, 41  
 WELDMENT, GAS SPRING HOUSING.....47  
 WHEEL,POLY,6X2, 3/4\*\*.....41  
 WHEEL,POLY,BLUE,10 X.75 X2.50.....19, 23  
 WHEEL,TPE,5 X 2, 3/4, 1/2\*\*.....19, 23  
 WIRE CABLE,14/3 CON.TPE JKT\*.....49, 55,  
 57  
 WIRE CABLE,14/3 SO,BULK.....57  
 WIRE CABLE,16/3 SJO,BULK.....57  
 WIRE CABLE,16/4 SJO,BULK.....55

***This Page Intentionally Left Blank***



## Fitting Cross References

Genie PN	Parker PN	Description	Genie PN	Parker PN	Description
12342	6-4 F5OX-S	CONNECTOR, STRAIGHT THREAD TO FLARE TUBE	42794	1 CR-S	ELBOW, 90°, MALE PIPE
13757	4 R6X-S	RUN TEE, SWIVEL NUT, ORFS	42795	BV-0839	BALL VALVE
19685	12-10 C5OX-S	ELBOW, 90°, STRAIGHT THREAD TO FLARE TUBE	42796	BV-0838	BALL VALVE
22664	12-10 C5OX	ELBOW, 90°, STRAIGHT THREAD TO FLARE TUBE	42874	6-8 CLO-S	ELBOW, 90°, MALE PIPE TO ORFS
27431	8-12 F5OX-S	CONNECTOR, STRAIGHT THREAD TO FLARE TUBE	42912	13943-6-4	HOSE END, 90° FEMALE SWIVEL, JIC
28678	AS-B-33	SLEEVE, NYLON, 1.81" ID	42920	BV-0840	BALL VALVE, 90°
39871	6 WETX-WLN-S	UNION, 90° BULKHEAD W/NUT, FLARE TUBE	42932	AS-B-17	SLEEVE, NYLON, 1.22" ID
39872	4 R5OX-S	RUN TEE, STRAIGHT THREAD	42936	10243-2-4	HOSE END, FEMALE PIPE
39873	6 C5OX-S	ELBOW, 90°, STRAIGHT THREAD TO FLARE TUBE	42953	1/2 DD-S	ELBOW, 90°, FEMALE PIPE
39874	8-6 C5OX-S	ELBOW, 90°, STRAIGHT THREAD TO FLARE TUBE	42956	6 WELO-WLNL-S	UNION, 90° BULKHEAD W/NUT, ORFS
39875	4-6 C5OX-S	ELBOW, 90°, STRAIGHT THREAD TO FLARE TUBE	45349	8 V5OX-S	ELBOW, 45°, STRAIGHT THREAD TO FLARE TUBE
39876	6-8 C5OX-S	ELBOW, 90°, STRAIGHT THREAD TO FLARE TUBE	45351	4 V5OX-S	ELBOW, 45°, STRAIGHT THREAD TO FLARE TUBE
39877	4 F5OX-S	CONNECTOR, STRAIGHT THREAD TO FLARE TUBE	47223	10343-6-6	HOSE END, MALE, JIC
39878	6 F5OX-S	CONNECTOR, STRAIGHT THREAD TO FLARE TUBE	47419	PS690503-6-6	SWIVEL, 90° STRAIGHT THREAD TO 37° FLARE
39879	4-8 F5OX-S	CONNECTOR, STRAIGHT THREAD TO FLARE TUBE	48750	421-4	HOSE, 1/4 INCH ID
39880	6-10 F5OX-S	CONNECTOR, STRAIGHT THREAD TO FLARE TUBE	48751	481TC-4	HOSE, 1/4 INCH ID
39881	4-6 F5OX-S	CONNECTOR, STRAIGHT THREAD TO FLARE TUBE	48752	482TC-4	HOSE, 1/4 INCH ID
39882	4-HP5ON-S	PLUG, STRAIGHT THREAD	48753	451TC-6	HOSE, 3/8 INCH ID
39883	8-8 FTX-S	CONNECTOR, MALE PIPE TO FLARE TUBE	48754	482TC-6	HOSE, 3/8 INCH ID
39885	269HB 12-12	ELBOW, 90°, BEADED HOSE BARB TO MALE PIPE	48755	381-6	HOSE, 3/8 INCH ID
39886	431-6	HOSE, 3/8 INCH ID	48756	451TC-8	HOSE, 1/2 INCH ID
39887	540N-2	HOSE, 1/8 INCH ID	48757	482TC-8	HOSE, 1/2 INCH ID
39888	801-8	HOSE, 1/2 INCH ID	48758	381-8	HOSE, 1/2 INCH ID
39889	801-12	HOSE, 3/4 INCH ID	48759	381-10	HOSE, 5/8 INCH ID
39890	10643-6-6	HOSE END, FEMALE SWIVEL, JIC	48760	451TC-10	HOSE, 5/8 INCH ID
39891	13943-6-6	HOSE END, 90° FEMALE SWIVEL, JIC	48761	482TC-12	HOSE, 3/4 INCH ID
39892	13743-6-6	HOSE END, 45° FEMALE SWIVEL, JIC	48762	451TC-12	HOSE, 3/4 INCH ID
39894	30682-8-8	HOSE END, FEMALE SWIVEL, JIC	48763	772-12	HOSE, 3/4 INCH ID
39895	30682-10-12	HOSE END, FEMALE SWIVEL, JIC	48764	881-16	HOSE, 1 INCH ID
42286	8-8 CTX-S	ELBOW, 90°, MALE PIPE TO FLARE TUBE	48765	772-16	HOSE, 1 INCH ID
42756	8-12 CLO-S	ELBOW, 90°, MALE PIPE TO ORFS	48766	AS-B-15	SLEEVE, NYLON, 1.06" ID
42757	8-12 FLO-S	CONNECTOR, MALE PIPE TO ORFS	48767	AS-B-22	SLEEVE, NYLON, 1.42" ID
42758	4 JLO-S	UNION TEE, ORFS	48770	881-8	HOSE, 1/2 INCH ID
42759	4-4 FLO-S	CONNECTOR, MALE PIPE TO ORFS			
42760	6-8 FLO-S	CONNECTOR, MALE PIPE TO ORFS			
42761	1J143-6-4	HOSE END, 90° FEMALE SWIVEL, SEAL LOK			
42762	1J743-6-4	HOSE END, 45° FEMALE SWIVEL, SEAL LOK			
42768	1JO43-4-4	HOSE END, MALE, SEAL LOK			
42776	801-8	HOSE, 1/2 INCH ID			
42777	1J743-16-16	HOSE END, 45° FEMALE SWIVEL, SEAL LOK			
42786	16 CLO-S	ELBOW, 90°, MALE PIPE TO ORFS			
42787	16 R6LO-S	RUN TEE, SWIVEL NUT, ORFS			
42788	16-8 TRLO-BL-S	REDUCER, TUBE END TO SWIVEL, ORFS			
42789	6-8 CLO-S	ELBOW, 90°, MALE PIPE TO ORFS			
42790	8-10 V5OLO-S	ELBOW, 45°, STRAIGHT THREAD TO ORFS			
42791	3/4 CD-S	ELBOW, 90°, MALE TO FEMALE PIPE			
42792	3/4 X 1/2 PTR-S	REDUCER, MALE TO FEMALE PIPE			
42793	1/2 CR-S	ELBOW, 90°, MALE PIPE			

Fitting Cross References (Continued)

Genie PN	Parker PN	Description
48771	881-10	HOSE,5/8 INCH ID
48772	381-4	HOSE,1/4 INCH ID
48773	AS-B-13	SLEEVE,NYLON,.86" ID
48800	1JC43-4-4	HOSE END,FEMALE SWIVEL,SEAL LOK
48801	1J743-4-4	HOSE END,45° FEMALE SWIVEL,SEAL LOK
48802	1J943-4-4	HOSE END,90° FEMALE SWIVEL,SEAL LOK
48804	1JM43-4-4	HOSE END,MALE,SEAL LOK, NO O-RING
48805	10643-4-4	HOSE END,FEMALE SWIVEL,JIC
48806	13943-4-4	HOSE END,90° FEMALE SWIVEL,JIC
48807	1JS43-4-4	HOSE END,FEMALE SWIVEL,SEAL LOK
48808	3JC82-8-8	HOSE END,FEMALE SWIVEL,SEAL LOK
48809	3JC82-12-12	HOSE END,FEMALE SWIVEL,SEAL LOK
48810	1JC43-8-4	HOSE END,FEMALE SWIVEL,SEAL LOK
48811	1J943-8-4	HOSE END,90° FEMALE SWIVEL,SEAL LOK
48812	1JC43-8-6	HOSE END,FEMALE SWIVEL,SEAL LOK
48813	1J143-8-6	HOSE END,90° FEMALE SWIVEL,SEAL LOK
48814	1J543-8-6	HOSE END,90° FEMALE SWIVEL,SEAL LOK
48815	1J743-8-6	HOSE END,45° FEMALE SWIVEL,SEAL LOK
48816	1J943-8-6	HOSE END,90° FEMALE SWIVEL,SEAL LOK
48817	1JS43-8-8	HOSE END,FEMALE SWIVEL,SEAL LOK
48818	1J943-8-4	HOSE END,90° FEMALE SWIVEL,SEAL LOK
48819	1JC43-8-8	HOSE END,FEMALE SWIVEL,SEAL LOK
48820	1J743-8-6	HOSE END,45° FEMALE SWIVEL,SEAL LOK
48821	1J943-8-6	HOSE END,90° FEMALE SWIVEL,SEAL LOK
48822	1JC43-8-8	HOSE END,FEMALE SWIVEL,SEAL LOK
48823	1JS43-8-8	HOSE END,FEMALE SWIVEL,SEAL LOK
48824	1J143-8-8	HOSE END,90° FEMALE SWIVEL,SEAL LOK
48825	1J543-8-8	HOSE END,90° FEMALE SWIVEL,SEAL LOK
48826	1J743-8-8	HOSE END,45° FEMALE SWIVEL,SEAL LOK
48827	1J943-8-8	HOSE END,90° FEMALE SWIVEL,SEAL LOK
48828	1JC43-10-8	HOSE END,FEMALE SWIVEL,SEAL LOK
48829	1JS43-10-8	HOSE END,FEMALE SWIVEL,SEAL LOK
48830	1J743-10-8	HOSE END,45° FEMALE SWIVEL,SEAL LOK
48831	1J943-10-8	HOSE END,90° FEMALE SWIVEL,SEAL LOK
48833	1JC43-10-10	HOSE END,FEMALE SWIVEL,SEAL LOK
48834	1J943-10-10	HOSE END,90° FEMALE SWIVEL,SEAL LOK
48835	1JS43-10-12	HOSE END,FEMALE SWIVEL,SEAL LOK
48836	1JC43-12-8	HOSE END,FEMALE SWIVEL,SEAL LOK
48837	1JS43-12-8	HOSE END,FEMALE SWIVEL,SEAL LOK
48838	1J743-12-8	HOSE END,45° FEMALE SWIVEL,SEAL LOK
48839	1J943-12-8	HOSE END,90° FEMALE SWIVEL,SEAL LOK
48840	1J943-12-10	HOSE END,90° FEMALE SWIVEL,SEAL LOK
48841	1JC43-12-12	HOSE END,FEMALE SWIVEL,SEAL LOK
48842	1JO43-12-12	HOSE END,MALE,SEAL LOK
48843	1J143-12-12	HOSE END,90° FEMALE SWIVEL,SEAL LOK
48844	1J543-12-12	HOSE END,90° FEMALE SWIVEL,SEAL LOK
48845	1J743-12-12	HOSE END,45° FEMALE SWIVEL,SEAL LOK
48846	1J943-12-12	HOSE END,90° FEMALE SWIVEL,SEAL LOK

Genie PN	Parker PN	Description
48847	13943-12-12	HOSE END,90° FEMALE SWIVEL,JIC
48848	10543-12-12	HOSE END,MALE,STRAIGHT THREAD
48849	1JC71-12-12	HOSE END,FEMALE SWIVEL,SEAL LOK
48850	1JS71-12-12	HOSE END,FEMALE SWIVEL,SEAL LOK
48851	1J171-12-12	HOSE END,90° FEMALE SWIVEL,SEAL LOK
48852	1J771-12-12	HOSE END,45° FEMALE SWIVEL,SEAL LOK
48853	1J971-12-12	HOSE END,90° FEMALE SWIVEL,SEAL LOK
48854	1JC43-16-16	HOSE END,FEMALE SWIVEL,SEAL LOK
48855	1J943-16-16	HOSE END,90° FEMALE SWIVEL,SEAL LOK
48856	1J171-16-16	HOSE END,90° FEMALE SWIVEL,SEAL LOK
48857	1J971-16-16	HOSE END,90° FEMALE SWIVEL,SEAL LOK
48859	1JS43-8-4	HOSE END,FEMALE SWIVEL,SEAL LOK
48867	PD36BTL	DIAGNOSTIC NIPPLE,SEAL-LOK SWIVEL
48873	6 PNLO-S	PLUG,TUBE END,ORFS
48874	6 PNTX-S	PLUG,FLARE TUBE
48875	6 R6LO-S	RUN TEE,SWIVEL NUT,ORFS
48877	4 F5OLO-SW.025	CONNECTOR,STRAIGHT THREAD TO ORFS, W/.025 ORI
48878	16-12 C5OLO-S	ELBOW,90°,STRAIGHT THREAD TO ORFS
48879	8 C6LO-S	ELBOW,90°,SWIVEL NUT ORFS
48880	PD6-285	CAP,DIAGNOSTIC NIPPLE
48881	8 HLO-S	UNION,ORFS
48883	8 P5ON-S	PLUG,STRAIGHT THREAD
48884	8M18F87OMLO-S	CONNECTOR,METRIC,STRAIGHT THREAD TO ORFS
48885	4 WGTX-WLN-S	CONNECTOR,BULKHEAD,FEMALE PIPE TO FLARE TUBE
48886	4 F5OLO-SW/2MM	CONNECTOR,MACHINED STRAIGHT THREAD TO ORFS
48887	4 CTX-S	ELBOW,90°,MALE PIPE TO FLARE TUBE
48888	10-12 V5OLO-S	ELBOW,45°,STRAIGHT THREAD TO ORFS
48890	4 S5OLO-S	BRANCH TEE,STRAIGHT THREAD TO ORFS
48891	4 S6LO-S	BRANCH TEE,SWIVEL NUT TO ORFS

## Fitting Cross References (Continued)

Genie PN	Parker PN	Description	Genie PN	Parker PN	Description
48892	6 C6LO-S	ELBOW,90°,SWIVEL NUT,ORFS	48938	8 R6LO-S	RUN TEE,SWIVEL NUT,ORFS
48893	6 F5OHAO-S	UNION,STRAIGHT THREAD	48939	8 S6LO-S	BRANCH TEE,SWIVEL NUT TO ORFS
48894	8 WLO-WLNL-S	UNION,BULKHEAD,ORFS	48940	8 WJLO-WLNL-S	RUN TEE, BULKHEAD,ORFS
48895	DT-370-MSMO-5	VALVE,CHECK	48941	8-4 TRLO-S	REDUCER,TUBE END TO SWIVEL,ORFS
48896	8 JLO-S	UNION,TEE,ORFS	48942	8-6 C5OLO-S	ELBOW,90°,STRAIGHT THREAD TO ORFS
48897	DT-750-MSMS-5	VALVE,CHECK	48943	8-6 F5OLO-S	CONNECTOR,STRAIGHT THREAD TO ORFS
48898	DT-750-MOMS-5	VALVE,CHECK	48944	8-8 FLO-S	CONNECTOR,MALE PIPE TO ORFS
48899	DT-620-MOMS-5	VALVE,CHECK	48945	8 FTX-S	CONNECTOR,MALE PIPE TO FLARE TUBE
48900	4-6 F5OLO-SW/035	CONNECTOR,STRAIGHT THREAD TO ORFS, W/ 035 ORI	48946	8-10 F5OLO-S	CONNECTOR,STRAIGHT THREAD TO ORFS
48902	16-1 AOE4G-S	ELBOW,90° LONG,FEMALE PIPE TO STRAIGHT THREAD	48947	8-12 C5OLO-S	ELBOW,90°,STRAIGHT THREAD TO ORFS
48903	1 FF-S	NIPPLE,PIPE	48948	8-12 F5OLO-S	CONNECTOR,STRAIGHT THREAD TO ORFS
48904	4 C5OLO-S	ELBOW,90°,STRAIGHT THREAD TO ORFS	48949	8-16 F5OLO-S	CONNECTOR,STRAIGHT THREAD TO ORFS
48905	4 F5OLO-S	CONNECTOR,STRAIGHT THREAD TO ORFS	48950	10 C5OLO-S	ELBOW,90°,STRAIGHT THREAD TO ORFS
48906	4 R5OLO-S	RUN TEE,STRAIGHT THREAD	48951	10 CC5OLO-S	ELBOW,90° LONG,STRAIGHT THREAD TO ORFS
48907	4 V5OLO-S	ELBOW,45°,STRAIGHT THREAD TO ORFS	48952	10 F5OLO-S	CONNECTOR,STRAIGHT THREAD TO ORFS
48908	4 R6LO-S	RUN TEE,SWIVEL NUT,ORFS	48953	10 R5OLO-S	RUN TEE,STRAIGHT THREAD
48909	4 WJLO-WLNL-S	RUN TEE, BULKHEAD,ORFS	48954	10 S5OLO-S	BRANCH TEE,STRAIGHT THREAD TO ORFS
48910	4 GTX-S W/ 030	CONNECTOR,FEMALE PIPE TO FLARE TUBE	48955	10 R6LO-S	RUN TEE,SWIVEL NUT,ORFS
48911	4-6 C5OLO-S	ELBOW,90°,STRAIGHT THREAD TO ORFS	48956	10-4 TRLO-BL-S	REDUCER,TUBE END TO SWIVEL,ORFS
48912	4-6 F5OLO-S	CONNECTOR,STRAIGHT THREAD TO ORFS	48957	10-6 TRLO-BL-S	REDUCER,TUBE END TO SWIVEL,ORFS
48913	4-6 F5OLO-SW/030	CONNECTOR,STRAIGHT THREAD TO ORFS, W/ 030 ORI	48958	10-12 F5OLO-S	CONNECTOR,STRAIGHT THREAD TO ORFS
48914	4-8 F5OLO-S	CONNECTOR,STRAIGHT THREAD TO ORFS	48959	12 C5OLO-S	ELBOW,90°,STRAIGHT THREAD TO ORFS
48915	8 C5OLO-S	ELBOW,90°,STRAIGHT THREAD TO ORFS	48960	12 F5OLO-S	CONNECTOR,STRAIGHT THREAD TO ORFS
48916	6 F5OLO-S	CONNECTOR,STRAIGHT THREAD TO ORFS	48961	12 R5OLO-S	RUN TEE,STRAIGHT THREAD
48917	6 FF5OLO-S	CONNECTOR,LONG,STRAIGHT THREAD TO ORFS	48962	12 S5OLO-S	BRANCH TEE,STRAIGHT THREAD TO ORFS
48918	8 R5OLO-S	RUN TEE,STRAIGHT THREAD	48963	12 V5OLO-S	ELBOW,45°,STRAIGHT THREAD TO ORFS
48919	6 S5OLO-S	BRANCH TEE,STRAIGHT THREAD TO ORFS	48964	12 R6LO-S	RUN TEE,SWIVEL NUT,ORFS
48920	8 V5OLO-S	ELBOW,45°,STRAIGHT THREAD TO ORFS	48965	12 CLO-S	ELBOW,90°,MALE PIPE TO ORFS
48921	6 FLO-S	CONNECTOR,MALE PIPE TO ORFS	48966	12 FLO-S	CONNECTOR,MALE PIPE TO ORFS
48922	8-6 FLO-S	CONNECTOR,MALE PIPE TO ORFS	48967	12 JLO-S	UNION TEE,ORFS
48923	8 P5ON-S	PLUG,STRAIGHT THREAD	48968	12 WLO-WLNL-S	UNION,BULKHEAD,ORFS
48925	6 WELO-S	UNION,90° BULKHEAD,ORFS	48969	12 WJLO-WLNL-S	RUN TEE, BULKHEAD,ORFS
48926	6-4 C5OLO-S	ELBOW,90°,STRAIGHT THREAD TO ORFS	48970	12 WELO-WLNL-S	UNION,90° BULKHEAD W/NUT,ORFS
48927	6-4 F5OLO-S	CONNECTOR,STRAIGHT THREAD TO ORFS			
48928	8-4 V5OLO-S	ELBOW,45°,STRAIGHT THREAD TO ORFS			
48929	6-8 C5OLO-S	ELBOW,90°,STRAIGHT THREAD TO ORFS			
48930	6-8 F5OLO-S	CONNECTOR,STRAIGHT THREAD TO ORFS			
48931	8-10 F5OLO-S	CONNECTOR,STRAIGHT THREAD TO ORFS			
48932	8 C5OLO-S	ELBOW,90°,STRAIGHT THREAD TO ORFS			
48933	8 F5OLO-S	CONNECTOR,STRAIGHT THREAD TO ORFS			
48934	8 FF5OLO-S	CONNECTOR,LONG,STRAIGHT THREAD TO ORFS			
48935	8 R5OLO-S	RUN TEE,STRAIGHT THREAD			
48936	8 S5OLO-S	BRANCH TEE,STRAIGHT THREAD TO ORFS			
48937	8 V5OLO-S	ELBOW,45°,STRAIGHT THREAD TO ORFS			

Fitting Cross References (Continued)

Genie PN	Parker PN	Description	Genie PN	Parker PN	Description
48971	12 G5G5JG5-S	TEE,FEMALE STRAIGHT THREAD	49612	PKT02586	O-RING KIT (ORFS FITTINGS)
48972	12 XHL6-S	ADAPTER, 37° MALE TO SWIVEL ORFS	49613	PKT06276	PLUG AND CAP KIT-SERVICE,ORFS
48973	12-1/2 F5OG-S	ADAPTER,FEMALE PIPE TO STRAIGHT THREAD	49728	10143-12-12	HOSE END, MALE PIPE
48974	12-10 C5OLO-S	ELBOW,90°,STRAIGHT THREAD TO ORFS	49729	16-1 F5OG-S	ADAPTER,FEMALE PIPE TO STRAIGHT THREAD
48975	12-10 F5OLO-S	CONNECTOR,STRAIGHT THREAD TO ORFS	49814	12-8 FLO-S	CONNECTOR,MALE PIPE TO ORFS
48976	12-16 C5OLO-S	ELBOW,90°,STRAIGHT THREAD TO ORFS	49829	DT-500-MOMF-5	VALVE,CHECK
48977	12-16 F5OLO-S	CONNECTOR,STRAIGHT THREAD TO ORFS	49831	881-12	HOSE,3/4 INCH ID
48978	12-16 V5OLO-S	ELBOW,45°,STRAIGHT THREAD TO ORFS	49834	16 JLO-S	UNION TEE,ORFS
48980	12-16 FLO-S	CONNECTOR,MALE PIPE TO ORFS	49838	12-8 TRLO-BL-S	REDUCER,TUBE END TO SWIVEL,ORFS
48983	16 C5OLO-S	ELBOW,90°,STRAIGHT THREAD TO ORFS	49840	8 JLO-S	UNION TEE,ORFS
48984	16 F5OLO-S	CONNECTOR,STRAIGHT THREAD TO ORFS	49844	10-8 TRLO-BL-S	REDUCER,TUBE END TO SWIVEL,ORFS
48985	16 V5OLO-S	ELBOW,45°,STRAIGHT THREAD TO ORFS	49854	8 P5ON-S	PLUG,STRAIGHT THREAD
48986	16 FLO-S	CONNECTOR,MALE PIPE TO ORFS	49855	1JC43-16-12	HOSE END,FEMALE SWIVEL,SEAL LOK
48988	16 CD45-S	ELBOW,45°,MALE TO FEMALE PIPE	49859	4 P5ON-S	PLUG,STRAIGHT THREAD
48989	12 CD45-S	ELBOW,45°,MALE TO FEMALE PIPE	49861	4 FF5OLO-S	CONNECTOR,LONG,STRAIGHT THREAD TO ORFS
48990	8 CD45-S	ELBOW,45°,MALE TO FEMALE PIPE	49867	12-3/4 F5OG-S	ADAPTER,FEMALE PIPE TO STRAIGHT THREAD
48991	16-12 FLO-S	CONNECTOR,MALE PIPE TO ORFS	51152	6 R6X-S	RUN TEE,SWIVEL NUT,ORFS
48992	16-12 V5OLO-S	ELBOW,45°,STRAIGHT THREAD TO ORFS	51153	6-4 TRTX-S	REDUCER,TUBE END TO SWIVEL,ORFS
48993	XV501-12	BALL VALVE	51154	4-4 GTX	CONNECTOR,FEMALE PIPE TO FLARE TUBE
48994	XV501-16	BALL VALVE	51264	881-12	HOSE,3/4 INCH ID
48995	XV510P-12	BALL VALVE	51265	8 JLO-S	UNION TEE,ORFS
48996	XV510P-16	BALL VALVE	51508	6 BTX-S	NUT,FLARE TUBE
48997	PD341	DIAGNOSTIC NIPPLE, STRAIGHT THREAD	51580	12-8 TRLO-BL-S	TUBE END REDUCER,ORFS
48998	PD 361	DIAGNOSTIC NIPPLE, STRAIGHT THREAD	51628	6 R6X-S	RUN TEE,SWIVEL NUT,ORFS
48999	DT-500-MOMS-5	VALVE,CHECK	51735	3/8 HHP	PLUG,PIPE THREAD
49201	10 V5OLO-S	ELBOW,45°,STRAIGHT THREAD TO ORFS	51803	1J943-6-8	HOSE END,90° FEMALE SWIVEL,SEAL LOK
49202	1JC43-12-10	HOSE END,FEMALE SWIVEL,SEAL LOK	53023	125HBL-5-4	FITTING,HOSE BARB TO MALE PIPE
49203	10-8 V5OLO-S	ELBOW,45°,STRAIGHT THREAD TO ORFS	53497	PKT02585	O-RING KIT
49205	6 F5OHAO-S	UNION,STRAIGHT THREAD	53499	1JC71-16-16	HOSE END,FEMALE SWIVEL,SEAL LOK
49207	PD34BTL	DIAGNOSTIC NIPPLE,SEAL-LOK SWIVEL	53500	3-904	O-RING,STRAIGHT THREAD,-4
49209	8M18F870MX-S	CONNECTOR,METRIC,STRAIGHT THREAD TO FLARE TUBE	53501	3-908	O-RING,STRAIGHT THREAD,-6
49212	8 WGTX-WLN-S	CONNECTOR,BULKHEAD,FEMALE PIPE TO FLARE TUBE	53502	3-908	O-RING,STRAIGHT THREAD,-8
49213	30682-8-8	HOSE END,FEMALE SWIVEL,JIC	53503	3-910	O-RING,STRAIGHT THREAD,-10
49216	831-8	HOSE,1/2 INCH ID			
49217	33982-8-8	HOSE END,90° FEMALE SWIVEL,JIC			
49219	PS-B-35	SLEEVE,NYLON,2.19" ID			
49418	4-8 V5OLO-S	ELBOW,45°,STRAIGHT THREAD TO ORFS			
49511	DT370-MOMS-5	VALVE,CHECK			
49512	1 DD-S	ELBOW,90°,FEMALE PIPE			
49513	1 FF-S	NIPPLE,PIPE			
49514	10 HP5ON-S	PLUG,STRAIGHT THREAD			
49515	12-16 CLO-S	ELBOW,90°,MALE PIPE TO ORFS			
49517	8 HP5ON-S	PLUG,STRAIGHT THREAD			
49519	16-12 F5OLO-S	CONNECTOR,STRAIGHT THREAD TO ORFS			
49520	4 VTX-S	ELBOW,45°,MALE PIPE TO FLARE TUBE			
49530	16 C8LO-S	ELBOW,90°,SWIVEL NUT ORFS			

## Fitting Cross References (Continued)

Genie PN	Parker PN	Description	Genie PN	Parker PN	Description
53535	3-912	O-RING, STRAIGHT THREAD, -12	61083	24 F5OLO-S	CONNECTOR, STRAIGHT THREAD TO ORFS
53536	4-PNLO-S	PLUG, TUBE END, ORFS	61086	20 R5OLO-S	RUN TEE, STRAIGHT THREAD
53537	6 PNLO-S	PLUG, TUBE END, ORFS	61090	24-20 F5OLO-S	CONNECTOR, STRAIGHT THREAD TO ORFS
53538	8 PNLO-S	PLUG, TUBE END, ORFS	61091	1J943-24-24	HOSE END, 90° FEMALE SWIVEL, SEAL LOK
53539	10 PNLO-S	PLUG, TUBE END, ORFS	61093	1J978-12-12	HOSE END, 90° FEMALE SWIVEL, JIC
53540	12 PNLO-S	PLUG, TUBE END, ORFS	61095	1JS43-20-16	HOSE END, FEMALE SWIVEL, SEAL LOK
53946	129HB-5-4	FITTING, 90° HOSE BARB TO MALE PIPE	61100	811-24	HOSE, 1 1/2 INCH ID
53951	8-1/4F5OG-S	ADAPTER, FEMALE PIPE TO STRAIGHT THREAD	61130	1JS43-24-24	HOSE END, FEMALE SWIVEL, SEAL LOK
53980	6 S6LO-S	BRANCH TEE, SWIVEL NUT TO ORFS	61131	1JS78-12-12	HOSE END, FEMALE SWIVEL, SEAL LOK
54132	4 C6LO-S	ELBOW, 90°, SWIVEL NUT ORFS	61132	1J778-12-12	HOSE END, 45° FEMALE SWIVEL, JIC
54135	11343-16-16	HOSE END, MALE SWIVEL, PIPE	61152	139HB-6-4	ELBOW, 45°, BARB TO MALE PIPE
54283	8-10 C5OLO-S	ELBOW, 90°, STRAIGHT THREAD TO ORFS	61251	BV-0750	BALL VALVE
54428	8M18C870MLO-S	ELBOW, 90° METRIC, STRAIGHT THREAD TO ORFS	61259	4 CC5OLO-S	ELBOW, 90° LONG, STRAIGHT THREAD TO ORFS
54803	FS-F-16-10	SLEEVE, FIRE, .96" ID	61260	20-12 TRLO-BL	REDUCER, TUBE END TO SWIVEL, ORFS
54954	10143-2-4	HOSE END, MALE PIPE	61262	12 C6LO-S	ELBOW, 90°, SWIVEL NUT ORFS
55190	3/8 HP-S	PLUG, PIPE THREAD	61263	20 F5OHAO-S	UNION, STRAIGHT THREAD
55448	8 HLO-S	UNION, ORFS	61264	8-10 C5OLO-S	ELBOW, 90°, STRAIGHT THREAD TO ORFS
55839	6 F65OX-S	CONNECTOR, STRAIGHT THREAD TO 37° SWIVEL	61265	6 WNLO-WLNL-S	UNION, BULKHEAD 45°, ORFS
55968	10 C5OX-S	ELBOW, 90°, STRAIGHT THREAD TO FLARE TUBE	61268	4 WNLO-WLNL-S	UNION, BULKHEAD 45°, ORFS
56003	6 CC5OLO-S	ELBOW, 90° LONG, STRAIGHT THREAD TO ORFS	61269	4 WLO-WLNL-S	UNION, BULKHEAD, ORFS
56166	BV-0837	BALL VALVE, 90°	61272	12 AOEL6	ELBOW, 90°, STRAIGHT THREAD TO ORFS SWIVEL
56188	10143-8-8	HOSE END, MALE PIPE	61316	482TC-16	HOSE, 1 INCH ID
56233	2-011	O-RING, ORFS, -4	61321	6 JLO-S	UNION TEE, ORFS
56234	2-012	O-RING, ORFS, -6	61327	782-12	HOSE, 3/4 INCH ID
56235	2-014	O-RING, ORFS, -8	61328	881-24	HOSE, 1 1/2 INCH ID
56236	2-016	O-RING, ORFS, -10	61336	11943-20-24	HOSE END, 90° FLANGE HEAD
56237	2-018	O-RING, ORFS, -12	61345	12 WJLO-WLNL-S	RUN TEE, BULKHEAD, ORFS
56238	2-021	O-RING, ORFS, -16	61346	8 WNLO-WLNL-S 4	UNION, BULKHEAD 45°, ORFS
56352	6 WLNL-S	LOCKNUT, BULKHEAD	61569	33782-8-8	HOSE END, 45° FEMALE SWIVEL, JIC
56353	3J782-12-12	HOSE END, 45° FEMALE SWIVEL, SEAL LOK	61610	12 FF5OLO-S	CONNECTOR, LONG, STRAIGHT THREAD TO ORFS
56354	3J982-12-12	HOSE END, 90° FEMALE SWIVEL, SEAL LOK	61742	1/8 X 1.5 FFF	NIPPLE, PIPE
56604	10-8 F5OLO-S	CONNECTOR, STRAIGHT THREAD TO ORFS	63426	8 PNTX-S	PLUG, FLARE TUBE
56639	3JC82-10-10	HOSE END, FEMALE SWIVEL, SEAL LOK			
56640	3J982-10-10	HOSE END, 90° FEMALE SWIVEL, SEAL LOK			
56655	3JC82-8-10	HOSE END, FEMALE SWIVEL, SEAL LOK			
56676	10-8 C5OLO-S	ELBOW, 90°, STRAIGHT THREAD TO ORFS			
56776	471TC-6	HOSE, 3/8 INCH ID			
56777	471TC-8	HOSE, 1/2 INCH ID			
56789	811-16	HOSE, 1 INCH ID			
57884	3/8 FF	NIPPLE, PIPE			
59335	8 FNL-S	CAP, TUBE END			
59342	4 FNL-S	CAP, TUBE END			
59371	8 HP5ON-S	PLUG, STRAIGHT THREAD			
60653	BV-0751	BALL VALVE			
60806	125HB-3-4	FITTING, HOSE BARB TO MALE PIPE			
61064	5-1/4 F5OG-S	ADAPTER, FEMALE PIPE TO STRAIGHT THREAD			
61079	4 WELO-WLNL-S	UNION, 90° BULKHEAD W/NUT, ORFS			
61080	6 WLO-WLNL-S	UNION, BULKHEAD, ORFS			

Fitting Cross References (Continued)

Genie PN	Parker PN	Description
64271	4 WLO-WLNL-S	UNION,BULKHEAD,ORFS
64272	6 WLO-WLNL-S	UNION,BULKHEAD,ORFS
65776	8 F65OL-S	CONNECTOR,STRAIGHT THREAD TO ORFS SWIVEL
65880	6001012	O-RING KIT
66154	6 WTX-WLNS	UNION,BULKHEAD,FLARE TUBE
66155	6 WETX-S	UNION,BULKHEAD 90°,FLARE TUBE
66156	6 WLN-S	BULKHEAD LOCKNUT
66389	6-8 F5OX-S	CONNECTOR,STRAIGHT THREAD TO FLARE TUBE
66392	6 R5OX-S	RUN TEE,STRAIGHT THREAD
66396	811-12	HOSE,3/4 INCH ID
66829	H3174PP	CLAMP,TUBE
67217	4 KLO-S	UNION,CROSS,ORFS
67339	10-6 F5OX-S	CONNECTOR,STRAIGHT THREAD TO FLARE TUBE
67357	13843-8-8	HOSE END,90° FEMALE SWIVEL,JIC
67358	10 HP5ON-S	PLUG,STRAIGHT THREAD
67371	12 S8LO-S	BRANCH TEE,SWIVEL NUT TO ORFS
67498	4 FNL-S	CAP, TUBE END
67906	DC-370-F0F0-5	VALVE,CHECK
69316	8 FLO-S	CONNECTOR,MALE PIPE TO ORFS
69333	H3174PP	CLAMP,HYDRAULIC HOSE
69503	4 F65OX-S	CONNECTOR,STRAIGHT THREAD TO 37° SWIVEL
69775	8 FNL-S	CAP, TUBE END
71038	1/4X1/4F3HG-S	ADAPTER,CONVERSION
71196	12-8 F5OLO-S	CONNECTOR,STRAIGHT THREAD TO ORFS
71383	1/4 CD45-S	ELBOW,45°,MALE TO FEMALE PIPE
72270	12FNL-S	CAP, TUBE END
73436	60C-4	SLEEVE,COMPRESSION
73437	61C-4	NUT,COMPRESSION
73438	33482-4-4B	HOSE END,PUSH LOK,MALE
73767	1CD-S	ELBOW,90°,MALE TO FEMALE PIPE
73768	20-16-F5OG5-S	ADAPTER,FEMALE PIPE TO STRAIGHT THREAD
73769	18-20 F5OLO-S	CONNECTOR,STRAIGHT THREAD TO ORFS
74660	6-8 F42EDMLO-S	CONNECTOR,MALE BSPP TO ORFS
74661	8-8 F42EDMLO-S	CONNECTOR,MALE BSPP TO ORFS
75007	4 FLO-S	CONNECTOR,MALE PIPE TO ORFS
75008	1/8 HP-S	PLUG,PIPE THREAD
75014	1/2 HP-S	PLUG,PIPE THREAD
75042	8 WELO-WLNL-S	UNION,90° BULKHEAD W/NUT,ORFS
75043	3/4 FF-S	NIPPLE,PIPE
75254	24 F5OHAO-S	UNION,STRAIGHT THREAD
75255	12 F5OHAO-S	UNION,STRAIGHT THREAD
75256	XV506P-24	BALL VALVE
75574	4 WLNL-S	BULKHEAD LOCKNUT
75612	8 WJLO-WLNL-S	RUN TEE, BULKHEAD,ORFS
75613	12-8 F5OG5-S	ADAPTER,FEMALE PIPE TO STRAIGHT THREAD
75614	8 CC5OLO-S	ELBOW,90° LONG,STRAIGHT THREAD TO ORFS
75628	1JB43-4-4	HOSE END,BULKHEAD,SEAL LOK

Genie PN	Parker PN	Description
75631	801-6	HOSE,3/8 INCH ID
75654	20 F5OLO-S	CONNECTOR,STRAIGHT THREAD TO ORFS
75655	1J843-20-20	HOSE END,90° FEMALE SWIVEL,SEAL LOK
75656	881-20	HOSE,1-1/4 INCH ID
75971	8 F5OHAO-S	UNION,STRAIGHT THREAD
77307	1JB43-8-8	HOSE END,BULKHEAD,SEAL LOK
77309	8 WLNL-S	BULKHEAD LOCKNUT
77379	8M18C87OMX-S	ELBOW,90° METRIC,STRAIGHT THREAD TO FLARE TUBE
77703	3J982-8-8	HOSE END,90° FEMALE SWIVEL,SEAL LOK
77711	801-10	HOSE,5/8 INCH ID
77758	12 WNLO-WLNL-S	UNION,BULKHEAD 45°,ORFS
78091	6 C6X-S	ELBOW,90°,SWIVEL NUT TO FLARE TUBE
78684	30582-8-8B	HOSE END,PUSH LOK,MALE
78852	549-2	HOSE,1/8 INCH ID
78855	10657-4-2	HOSE END,FEMALE SWIVEL,JIC
79138	PS-B-37	SLEEVE,NYLON,2.38" ID
79476	1JS43-6-8	HOSE END,FEMALE SWIVEL,SEAL LOK
79847	12-3/4 A0EG-S	ELBOW,90°,STRAIGHT THREAD TO FEMALE PIPE
80044	8 CLO-S	ELBOW,90°,MALE PIPE TO ORFS
80502	8 F5OX-S	CONNECTOR,STRAIGHT THREAD TO FLARE TUBE
80503	8 C5OX-S	ELBOW,90°,STRAIGHT THREAD TO FLARE TUBE
81010	AS-B-27	SLEEVE,NYLON,1.63" ID
83052	821-6	HOSE,3/8 INCH ID
83053	821-8	HOSE,1/2 INCH ID
83054	821-12	HOSE,3/4 INCH ID
83055	30682-6-6	HOSE END,FEMALE SWIVEL,JIC
83056	30682-12-12	HOSE END,FEMALE SWIVEL,JIC
83057	33782-6-6	HOSE END,45° FEMALE SWIVEL,JIC
83058	33982-6-6	HOSE END,90° FEMALE SWIVEL,JIC
83060	33982-12-12	HOSE END,90° FEMALE SWIVEL,JIC
83063	13743-4-4	HOSE END,45° FEMALE SWIVEL,JIC

## Fitting Cross References (Continued)

Genie PN	Parker PN	Description	Genie PN	Parker PN	Description
83064	13743-8-8	HOSE END,45° FEMALE SWIVEL,JIC	89449	6 WJLO-WLNL-S	RUN TEE, BULKHEAD,ORFS
83065	13743-12-12	HOSE END,45° FEMALE SWIVEL,JIC	89489	4 WJMLO-S	BRANCH TEE,BULKHEAD,ORFS
83066	13943-8-8	HOSE END,90° FEMALE SWIVEL,JIC	89551	1JB43-6-6	HOSE END,BULKHEAD,SEAL LOK
83067	14143-6-6	HOSE END,90° FEMALE SWIVEL,JIC	89552	1JB43-8-8	HOSE END,BULKHEAD,SEAL LOK
83068	14143-8-8	HOSE END,90° FEMALE SWIVEL,JIC	89593	20 C5OLO-S	ELBOW,90°,STRAIGHT THREAD TO ORFS
83069	14143-12-12	HOSE END,90° FEMALE SWIVEL,JIC	94161	8-8 CLO-S	ELBOW,90°,MALE PIPE TO ORFS
83070	772-8	HOSE,1/2 INCH ID	94358	351TC-12	HOSE,3/4 INCH ID
83071	10671-8-8	HOSE END,FEMALE SWIVEL,JIC	94418	20 FLO-S	CONNECTOR,MALE PIPE TO ORFS
83072	10671-12-12	HOSE END,FEMALE SWIVEL,JIC	96358	12 TX-S	SLEEVE,FLARE TUBE
83073	13771-8-8	HOSE END,45° FEMALE SWIVEL,JIC	96359	12 BTX-S	NUT,FLARE TUBE
83074	13771-12-12	HOSE END,45° FEMALE SWIVEL,JIC	96397	8 F5OX-S	CONNECTOR,STRAIGHT THREAD TO FLARE TUBE
83075	13971-8-8	HOSE END,90° FEMALE SWIVEL,JIC	96398	12-8 F5OX-S	CONNECTOR,STRAIGHT THREAD TO FLARE TUBE
83076	13971-12-12	HOSE END,90° FEMALE SWIVEL,JIC	96402	10343-6-6	HOSE END,MALE,JIC
83077	14171-8-8	HOSE END,90° FEMALE SWIVEL,JIC	96407	30382-6-6B	HOSE END,MALE,JIC
83078	14171-12-12	HOSE END,90° FEMALE SWIVEL,JIC			
83080	13943-16-16	HOSE END,90° FEMALE SWIVEL,JIC			
83103	10671-16-12	HOSE END,FEMALE SWIVEL,JIC			
83104	10671-10-12	HOSE END,FEMALE SWIVEL,JIC			
83112	1JC71-8-8	HOSE END,FEMALE SWIVEL,SEAL LOK			
83113	1JS71-16-12	HOSE END,FEMALE SWIVEL,SEAL LOK			
83114	1JS71-10-12	HOSE END,FEMALE SWIVEL,SEAL LOK			
83115	1J971-8-8	HOSE END,90° FEMALE SWIVEL,SEAL LOK			
83116	1J171-8-8	HOSE END,90° FEMALE SWIVEL,SEAL LOK			
83117	1J771-8-8	HOSE END,45° FEMALE SWIVEL,SEAL LOK			
83127	1J543-6-6	HOSE END,90° FEMALE SWIVEL,JIC			
83128	1JC43-6-8	HOSE END,FEMALE SWIVEL,SEAL LOK			
87033	12-6 TRLO-S	REDUCER,TUBE END TO SWIVEL,ORFS			
87034	3J782-8-8	HOSE END,45° FEMALE SWIVEL,SEAL LOK			
87172	12 HP5ON-S	PLUG,STRAIGHT THREAD			
87185	8 WNL0-WLNL-S	UNION,BULKHEAD 45°,ORFS			
87246	4 C6X-S	ELBOW,90°,SWIVEL NUT TO FLARE TUBE			
87679	6 LHP-S	FLANGE SEAL FITTING, MALE			
87681	6PLS N0702	BONDED SEAL			
88100	SR88100	ADAPTER,OIL DRAIN,GM 3.0L			
88311	1JS43-20-20	HOSE END,FEMALE SWIVEL,SEAL LOK			
88353	20 V5OLO-S	ELBOW,45°,STRAIGHT THREAD TO ORFS			
88474	10081-20	Crimp Shell, 1.25"			
88475	1988-20-24	HOSE END,90° FLANGE HEAD			
88476	JS88-24-24	HOSE END,FEMALE SWIVEL,SEAL LOK			
88477	1JC88-20-20	HOSE END,FEMALE SWIVEL,SEAL LOK			
88478	811-20	HOSE,11/4 INCH ID			
88936	20-16 F5OLO-S	CONNECTOR,STRAIGHT THREAD TO ORFS			
88937	20-16 FLO-S	CONNECTOR,MALE PIPE TO ORFS			
88938	1JC88-16-16	HOSE END,FEMALE SWIVEL,SEAL LOK			
88939	1J888-16-16	HOSE END,90° FEMALE SWIVEL,ORFS			
88940	811-16	HOSE,1 INCH ID			
88944	1J888-20-20	HOSE END,90° FEMALE SWIVEL,ORFS			
89403	16 VLO-S	ELBOW,45°,MALE PIPE TO ORFS			

California Proposition 65

## Warning

The exhaust from this product contains chemicals known to the State of California to cause cancer, birth defects or other reproductive harm.

### Genie North America

**Phone** 425.881.1800  
**Toll Free** USA and Canada  
800.536.1800  
**Fax** 425.883.3475

### Genie Australia Pty Ltd.

**Phone** +61 7 3375 1660  
**Fax** +61 7 3375 1002

### Genie China

**Phone** +86 21 53852570  
**Fax** +86 21 53852569

### Genie Malaysia

**Phone** +65 98 480 775  
**Fax** +65 67 533 544

### Genie Japan

**Phone** +81 3 3453 6082  
**Fax** +81 3 3453 6083

### Genie Korea

**Phone** +82 25 587 267  
**Fax** +82 25 583 910

### Genie Brasil

**Phone** +55 11 41 665 755  
**Fax** +55 11 41 665 754

### Genie Holland

**Phone** +31 183 581 102  
**Fax** +31 183 581 566

### Genie Scandinavia

**Phone** +46 31 575100  
**Fax** +46 31 579020

### Genie France

**Phone** +33 (0)2 37 26 09 99  
**Fax** +33 (0)2 37 26 09 98

### Genie Iberica

**Phone** +34 93 579 5042  
**Fax** +34 93 579 5059

### Genie Germany

**Phone** +49 (0)4202 88520  
**Fax** +49 (0)4202 8852-20

### Genie U.K.

**Phone** +44 (0)1476 584333  
**Fax** +44 (0)1476 584334

### Genie Mexico City

**Phone** +52 55 5666 5242  
**Fax** +52 55 5666 3241

Distributed By:



# Parts Manual

AWP

*from 3892-100 to 3894-6970*

Part No.  
29580

Rev C13

