



Click Here To View
Item at

www.GapPower.com

*Sales • Rentals
Parts & Service*

Model

600 Series

TELESCOPIC BOOM LIFTS

Features

Platform: 36 x 96 in. (0.91 x 2.44 m)
SkyPower® Package
Oscillating Axle
Inward Swinging Gate
Hydraulic Platform Rotator
110V AC Receptacle in the Platform
5 Degree Tilt Alarm/Indicator Light
Swing-Out Engine Tray
12V DC Auxiliary Power
Hourmeter
Control ADE® System
All Motion Alarm
Proportional Controls
Gull-Wing Hoods
Operators Tool Tray
Platform Console Machine Status
Light Panel*
Lifting/Tie Down Lugs
Engine Distress Warning/Shutdown—
Selectable via JLG Analyzer

* Provides indicator lights at platform control console for system distress, fuel level, low fuel, 5 degree tilt light and foot switch status.

Accessories & Options

36 x 72 in. (0.91 x 1.83 m) Platform
Fall Arrest Platform
Mesh to Top Rail Bolt-on Aluminum 6 ft
Mesh to Top Rail Bolt-on Aluminum 8 ft
Soft Touch System
Foam-Filled Tires
2500W Generator
Tow Package
Exhaust Purifier Muffler
43.5 lb (19.7 kg) Propane Tank
Cold Weather Start Kit (GM)
Cold Weather Start Kit (Deutz & CAT)
Hostile Environment Kit
Light Package
Platform Worklights
Flashing Amber Beacon
Semi-Track
Arctic Package

Accessory Packages:

SkyWelder®
SkyGlazier®
Nite Bright®
SkyCutter®
Pipe Rack
SkyAir®



Largest Working Range in its Class

- 56 ft 9 in. (17.3 m) of horizontal outreach for improved access
- Versatile articulating jib provides a wider range of motion

Easier Maintenance, Reduced Costs

- Swing-out engine tray allows for faster and easier access for routine maintenance
- Exclusive Advanced Design Electronics (Control ADE®) System provides smoother machine functions, increased fuel efficiency and reduced emissions

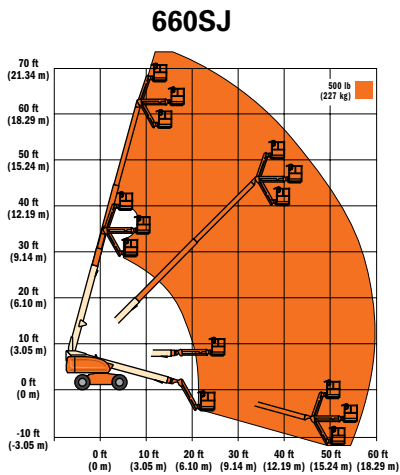
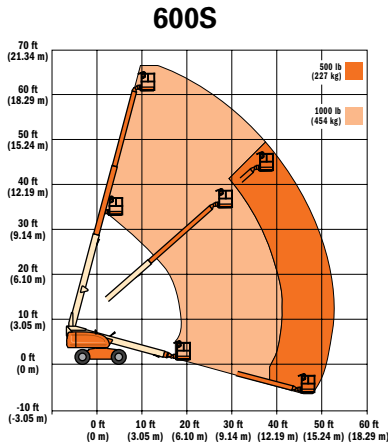
Higher Capacity and Improved Performance

- Industry's highest platform capacity of 1,000 lb (454 kg)
- 45% gradeability and oscillating axle for improved traction

Model 600 Series

TELESCOPIC BOOM LIFTS

Specifications



Reach

Platform Height	
600S	60 ft 3 in. (18.36 m)
660SJ	66 ft 8 in. (20.32 m)
Horizontal Outreach	
600S	49 ft 6 in. (15.09 m)
660SJ	56 ft 9 in. (17.3 m)
Swing	360° Continuous
Platform Capacity—	
Restricted (600S Only)	1,000 lb (454 kg)
Platform Capacity—	
Unrestricted	500 lb (227 kg)
Platform Rotator	
600S	160° Hydraulic
660SJ	180° Hydraulic

Dimensions

A. Platform Size	36 x 96 in. (0.91 x 2.44 m)
B. Overall Width	7 ft 11 in. (2.41 m)
C. Tailswing (working condition)	3 ft 9 in. (1.14 m)
D. Stowed Height	8 ft 5 in. (2.57 m)
E. Stowed Length	
600S	27 ft 11 in. (8.51 m)
660SJ	33 ft 6 in. (10.21 m)
F. Wheelbase	8 ft 1 in. (2.46 m)
G. Ground Clearance	12 in. (30 cm)
Weight ¹	
600S	22,750 lb (10,319 kg)
660SJ	27,600 lb (12,519 kg)
Max. Ground Bearing Pressure	
600S	67 psi (4.7 kg/cm ²)
660SJ	75 psi (5.27 kg/cm ²)

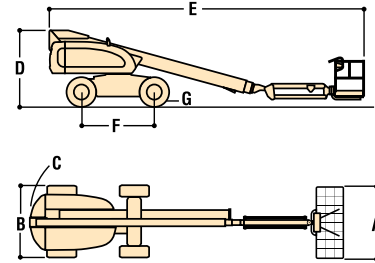
¹ Certain options or country standards increase weight

Chassis

Drive Speed 2WD	4.25 mph (6.8 kmph)
Drive Speed 4WD	4.25 mph (6.8 kmph)
Gradeability 2WD	30%
Gradeability 4WD	45%
Tires	
600S & 660SJ	39 x 15-225 Lug Tread
Axle Oscillation	8 in. (20 cm)
Turning Radius, (Inside/Outside)	
2WS	7 ft 7.5 in./17 ft 6 in. (3.45 m/5.41 m)
4WS	4 ft 4.5 in./11 ft 6.5 in. (1.65 m/3.45 m)

Power Source

Dual Fuel Engine,	
GM Vortec 3000 MPFI	82 hp (61 kW)
Diesel Engine,	
Deutz D2011L04	49 hp (36.4 kW)
Diesel Engine,	
Caterpillar 3044C	63 hp (47 kW)
Fuel Tank Capacity	40 gal (151 L)
Hydraulic Reservoir	32 gal (121 L)
Auxiliary Power	12V DC



The JLG "1 & 5" Warranty

JLG Industries, Inc. backs our products with our exclusive "1 & 5" Warranty. We provide coverage for one (1) full year, and cover all specified major structural components for five (5) years. These machines meet or exceed applicable OSHA Regulations in 29 CFR 1910.67, 29 CFR 1926.453, ANSI A92.5-2006 and CSA standard B354.4-02 as originally manufactured for intended applications. We reserve the right to make price, specification, and/or equipment changes without prior notification.



JLG Industries, Inc.

1 JLG Drive
McConnellsburg, PA 17233-9533
Telephone 717-485-5161
Toll-free in US 877-JLG-LIFT
Fax 717-485-6417

www.jlg.com

An Oshkosh Corporation Company