



Click Here To View  
Item at

[www.GapPower.com](http://www.GapPower.com)

*Sales • Rentals  
Parts & Service*

## Packages

### 50' Maximum Height Package

Includes: Parapet outrigger assembly, Hopper section with support chains, and 14 Chute sections. Wt. 643 lbs.

### 100' Maximum Height Package

Includes: Parapet outrigger assemblies, Hopper sections with support chains, and 28 Chute sections. Wt. 1286 lbs.

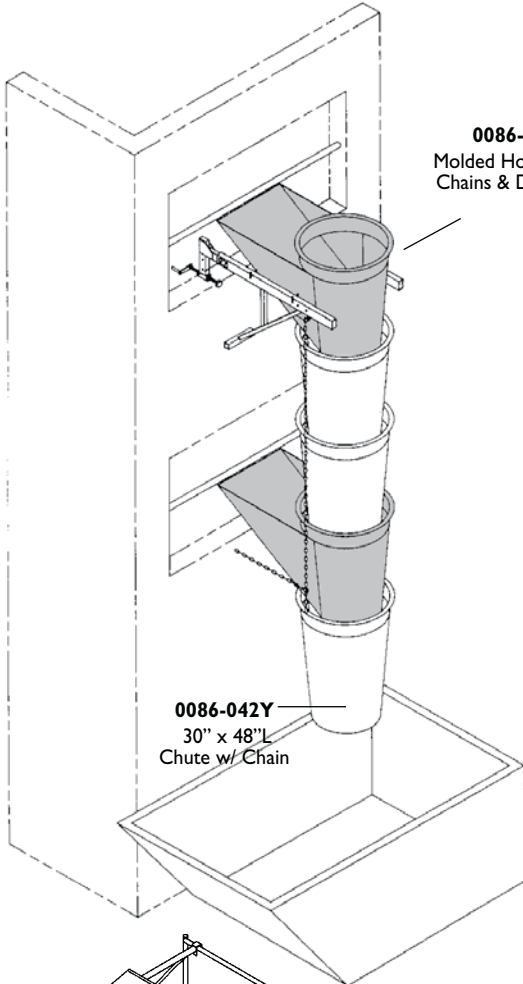
## Details

- Can be mounted to any type of structure including parapet walls, window openings, slab roofs, and scaffolding\*
- High Density Crosslinked Polyethylene
  1. Provides stress cracking resistance.
  2. Provides low temperature impact strength.
  3. Excellent chemical resistance.
  4. 3/16" material thickness
- Made from 100% recyclable material
- Excellent low temperature impact strength
- Lightweight, yet strong
- Maintenance free, easy to clean
- Easy installation
- Can handle solids or liquids
- Chute sections can be nested together for easy transportation
- Meets OSHA Standards



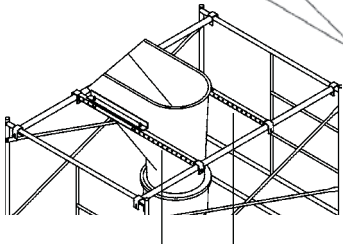
\* Consult manufacturer for instructions to properly mount to scaffolding to prevent tipping

© Bil-Jax, Inc. 2007  
0205-0032

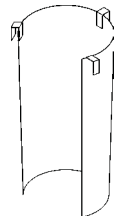


**0086-043**  
Molded Hopper w/  
Chains & Dust Flap

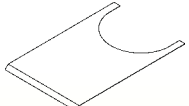
**0086-042Y**  
30" x 48" L  
Chute w/ Chain



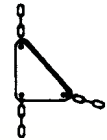
**0086-061**  
Support Brackets for Scaffold Towers



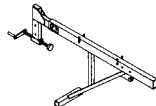
**0086-044**  
Steel Chute Liner



**0086-065**  
Steel Hopper Liner



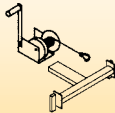
**0086-015**  
Three Chain  
Lifting Triangle



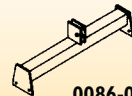
**0086-038**  
Parapet Outrigger  
Assy.



**0086-031**  
Lifting Jig



**0086-040**  
Hand Winch  
(includes Cable  
& Stand)



**0086-004**  
Pulley Stand

## 50' Maximum Height Package

Part No.	Qty.	Description	Wt.
0086-038	1	Parapet Outrigger Assembly	120
0086-043	1	Molded Hopper Sect. w/ Support Chains, Ret. Chains & Dust Flap	61
0086-042Y	14	30"x48"L Chute w/ Chain	462
Total Package			643

## 100' Maximum Height Package

Part No.	Qty.	Description	Wt.
0086-038	2	Parapet Outrigger Assembly	240
0086-043	2	Molded Hopper Sect. w/ Support Chains, Ret. Chains & Dust Flap	122
0086-042Y	28	30"x48"L Chute w/ Chain	924
Total Package			1286

## Lifting / Installation Package

Part No.	Qty.	Description	Wt.
0086-040	1	Hand Winch (includes Cable & Stand)	50
0086-004	1	Pulley Stand 15	
0086-031	1	Lifting Jig	14
0086-015	1	Three Chain Lifting Triangle (pair)	5
Total Package			84

## Components

Part No.	Description	Wt.
0086-042Y	Add'l. 30" x 48" L Chute w/ Chain	33
0086-043	Add'l Molded Hopper Section w/ Chains and Rubber Dust Flap	61
0086-038	Parapet Outrigger Assembly (pair)	120
0086-015	Three Chain Lifting Triangle (pair)	5
0086-031	Lifting Jig	14
0086-004	Pulley Stand	15
0086-040	Hand Winch (includes 0086-030, 100' Cable; 0086-0509, Stand; and 0082-0867, Winch)	50
0086-061	Trash Chute Support Brkts for Scaffold Towers	55
0086-010	Chain Assembly Replacement	2
0086-044	Steel Chute Liner	33
0086-065	Steel Hopper Liner	14