









# Procedures and shortcuts


## ZONZINI DOMINO PLASMOID


 <p><a href="https://youtu.be/luHyrdibwck">https://youtu.be/luHyrdibwck</a></p>	<h3>CALIBRATION PROCEDURE</h3> <ol style="list-style-type: none"><li>1. Press  to power the machine</li><li>2. Tie down the load</li><li>3. Press  to activate auto mode</li></ol>
 <p><a href="https://youtu.be/1HXixQTs6Yk">https://youtu.be/1HXixQTs6Yk</a></p>	<h3>FLOOR TO STAIRS – CLIMBING PROCEDURE</h3> <ol style="list-style-type: none"><li>1. In auto mode, pull the joystick toward the stairs. The platform will adjust automatically.</li><li>2. When the machine is off the ground, it will switch to manual mode. Proceed up the stairs normally.</li></ol>
 <p><a href="https://youtu.be/Xu58LVBT0gc">https://youtu.be/Xu58LVBT0gc</a></p>	<h3>STAIRS TO LANDING – CLIMBING PROCEDURE</h3> <ol style="list-style-type: none"><li>1.  At the edge of the landing</li><li>2. Press  for a few seconds to activate arms</li><li>3. When the arms touch the landing, pull the joystick toward the operator</li><li>4. When the tracks are completely on the landing, press  to retract the arms</li></ol>



<https://youtu.be/jrAct4ivxYE>

## LANDING TO STAIRS – DESCENT PROCEDURE

1. In auto mode, push the joystick toward the stairs until the code “step detected” appears.
2. Press  for a few seconds to activate arms
3. When the arms touch the landing, push the joystick toward the stairs
4. When the machine is completely in the stairs, the arms will retract and the machine will switch to manual mode automatically. Proceed down the stairs normally.

**Notice:** If the arms do not retract by themselves, and the tracks don't touch the step anymore, you can manually retract the arms by pressing 



<https://youtu.be/BcwsrIORI-8>

## STAIR TO FLOOR – DESCENT PROCEDURE

1. When you reach the bottom of the stairs, the machine will switch to auto mode. The platform will adjust as you go down. Proceed normally until you are completely on the ground.



<https://youtu.be/6LTny59Ua8M>

Scan the QR code for the complete training

## SHORTCUTS

- **Deactivate stabilizing arms:**

**OPEN** + **▼** ( need to press **A** to adjust angle)

- **Activate off-stairs mode:**

**CLOSE** + **▲** ( angle adjusts automatically)

- **Switch battery type:**

**CLOSE** + **▼** ( switches between agm and lithium)