



Click Here To View
Item at

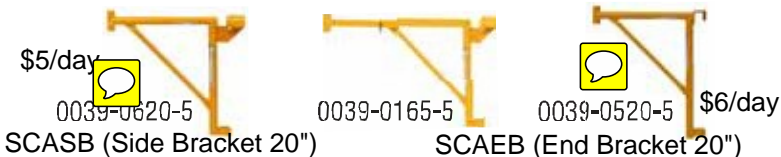
www.GapPower.com

*Sales • Rentals
Parts & Service*

SCAFFOLD ACCESSORIES

PART #	Description	Cap.	Wt.
Side Brackets, Saddle Hanger/Tube End			
0039-620-*	20" w/Tube End	500	9
0039-624-*	24" w/Tube End	500	10
0039-630-*	30" w/Tube End	500	13
0039-165-*	20"-30" Adj. w/Tube End	500	14
End Brackets, End & Side Hanger/Tube End			
0039-520-*	Hang on 20"	500	10.5
0039-524-*	Hang on 24"	500	13
0039-530-*	Hang on 30"	500	14
End Guard Rail for Side Brackets			
0012-266	End Guard Rail for 20" to 30" Side Bracket		19

Use Hinge Pin to secure all side and end brackets. Insert a 5, 6, or 7 for * to depict tube size. Other sizes and styles available.



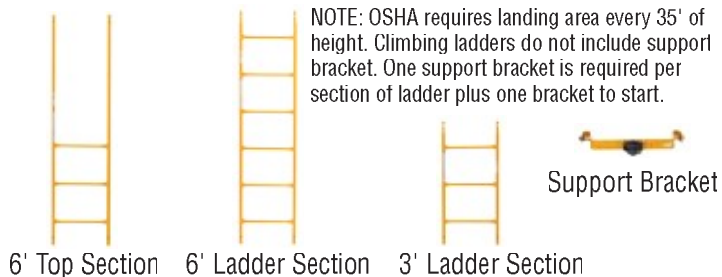
PART #	Description	Wt.
0019-4*_507	For 5' W x 7' L Tower	16
0019-4*_510	For 5' W x 10' L Tower	20

Insert a 5, 6, or 7 for * to depict tube size. Braces also available in other sizes, please contact Haulotte Group | BilJax.



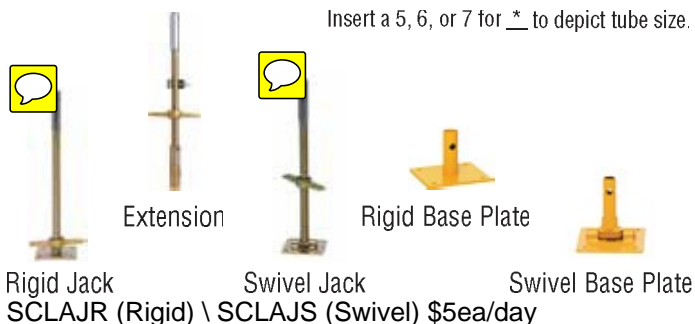
PART #	Description	Wt.
0004-0377	6' Top Section	19
0004-0375	6' Ladder Section	21
0004-0376	3' Ladder Section	10
0063-0074	Support Bracket (Tube 5)	3
0063-0073	Support Bracket (Tube 6 & 7)	3

NOTE: OSHA requires landing area every 35' of height. Climbing ladders do not include support bracket. One support bracket is required per section of ladder plus one bracket to start.



PART #	Description	Wt.
0032-08_*	Rigid 24" Stem 15" Adj. (To fit tube size 6 or 7, use 6 in part number.)	10
0032-09_*	Swivel 24" Stem 15" Adj. (To fit tube size 6 or 7, use 6 in part number.)	12
0034-08_*	Extension 15" Adj. w/Retainer	11.5
0069-0071	Leveling Stem Retainer	1
Brace Plates and Pad		
0030-11_*	Rigid Base Plate, 4" Stem	3
0030-12_*	Swivel Base Plate, 4" Stem	4
0082-0740	Rubber Pad for Base Plate	.5

Insert a 5, 6, or 7 for * to depict tube size.



Heavy duty stair towers for applications up to 100 feet. Indoor or outdoor use and can be used in conjunction with a scaffold set-up. **Contact us for information on stair tower applications.**

PART #	Description	Wt.
0042-019	Tube Size 5 Stair Platform Rest	7
0042-027	Tube Size 6 Stair Platform Rest	8
0042-035	Tube Size 7 Stair Platform Rest	8.5
0042-047	Open Frame Safety Guard	5
0042-094	Outside Handrail	28
0042-093	Inside Handrail	15
0042-185	Outside Handrail (Top Section Only)	25
0042-175	Inside Handrail (Top Section Only)	14
0042-221	24" Width Stair Section 6'5"	74
0042-222	24" Width Stair Section 6'6"	74
0042-223	24" Width Stair Section 6'7"	74
0044-052	Intermediate Catwalk 28"W x 7' w/ Guard Rail	91
0044-054	Hinged Platform 28"W x 7' Exp. Steel	60
0044-235	28"W x 7' Exp. Steel Catwalk - 75 psf Capacity	56

NOTE: Safety requirements call for an intermediate catwalk platform every 3rd section (20') of stair tower height.